

ARCHIVE

This information was updated on March 14, 2005. Shimano makes no warranty with respect to this information, including without limitation any warranty on the accuracy of measures, specifications and compatibility of the current products. Regarding any modification and new product information after March 14, 2005, please refer to the Shimano Business Customer Web Site or directly contact the sales person of our company.

SHIMANO

2005-2006

Products

Line up Chart

All information in this Products Lineup chart is confidential and has been given to you for the sole of your product development staff.

This information should not be photo copied.

Specifications are subject to change with out prior notice.

Issued on March 14, 2005

SHIMANO INC.

Printed in Japan

INDEX

 NEW model  Minor change

Mountain Bike

XTR P. 2

SAINT P. 3

DEORE XT P. 4

HONE P. 5

DEORE LX P. 6

SHIMANO DEORE P. 7

ALIVIO P. 8

ACERA P. 9

ALTUS P.10

Comfort

NEXAVE C810 P.11

NEXAVE C600 P.12

NEXAVE C530: INTEGO P.13

NEXAVE C500 P.14

NEXAVE T300 P.15

Tourney series

3x7 speed P.16

3x6 speed P.17

7 speed SIS P.18

6 speed SIS P.19

Road Bike

DURA-ACE P.20

ULTEGRA P.21

105 P.22

TIAGRA P.23

SORA P.24

2200/A050 P.25

Folding Bike

CAPREO P.26

NEXUS

Cyber Nexus P.27

INTER-8 P.28

INTER-7 P.29

AUTO-D (w/ INTER-3) P.30

INTER-3 P.31

NEXUS small parts chart
Cyber Nexus P.32

INTER-8 P.33

INTER-7 P.34

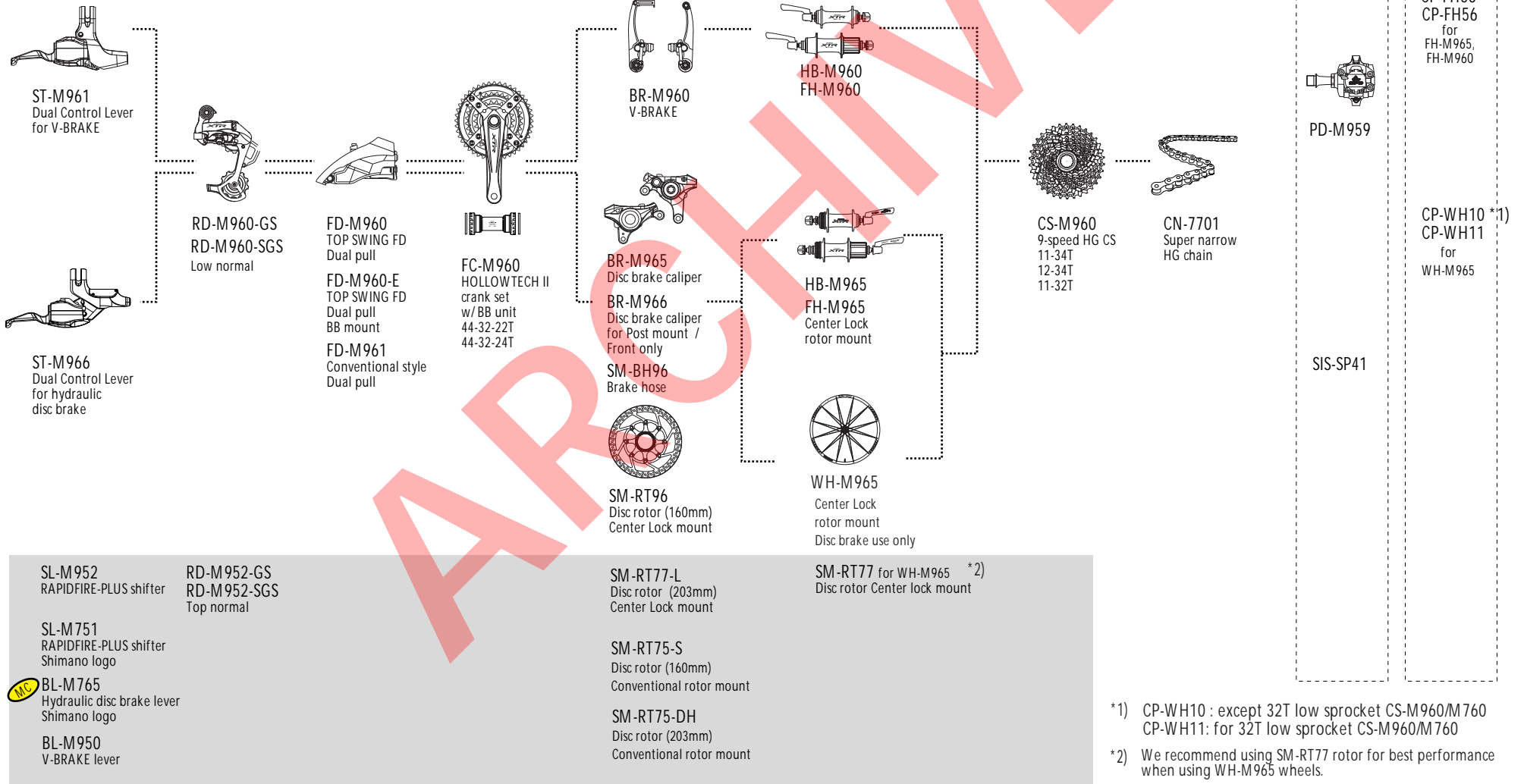
AUTO-D (w/ INTER-3) P.36

INTER-3 P.37

Roller Brake/ Hub Dynamo Chart P.39

XTR

27-SPEED



*1) CP-WH10 : except 32T low sprocket CS-M960/M760
CP-WH11: for 32T low sprocket CS-M960/M760

*2) We recommend using SM-RT77 rotor for best performance
when using WH-M965 wheels.

Saint

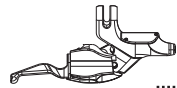
27-SPEED

O.L.D. 150mm

For 83 mm BB Shell width



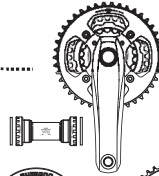
RD-M805-SS
RD-M805-GS
RD-M805-SGS
Axle mount type
Low normal
for 12mm axle FH
(standard drop-out
type only)



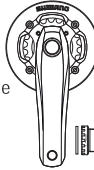
ST-M800
Dual Control Lever
for hydraulic
disc brake




FD-M805
TOP SWING FD
Dual pull
Multi clamp



FC-M805-3
HOLLOWTECH II
crankset
w/BB unit
44-32-22T



FD-M806
conventional style
Dual pull
Multi clamp



FC-M805-1
HOLLOWTECH II
crankset
34/38/42/46T
w/BB unit



FH-M805
12mm axle type
Oversized Center Lock
mount
OLD=150mm



FD-M760A-E
TOP SWING FD
Dual pull
BB mount

FC-M805-2
32-22T
HOLLOWTECH II
crankset w/BB unit
Bash guard



HB-M800A
20 mm axle type
Oversized Center Lock
mount

BR-M800
Disc brake caliper

SM-RT80
Disc rotor (203mm)
Oversized Center Lock
mount



CS-M760
9-speed
HG CS



CN-HG93
Super narrow
HG chain



PD-M647
PD-MX30

CP-FH75

O.L.D. 135mm


For 68/73 mm BB shell width



Note 1
RD-M800-SS
RD-M800-GS
RD-M800-SGS
Axle mount type
Low normal




FD-M760A-6
TOP SWING FD
Dual pull
Multi clamp



FC-M800-3
HOLLOWTECH II
crankset w/BB unit
44-32-22T



FD-M761A-6
conventional style
Dual pull
Multi clamp



FC-M800-1
HOLLOWTECH II
crankset
34/38/42/46T
w/BB unit



FH-M800
10mm axle type
Oversized Center Lock
mount
OLD=135mm

SM-BH63
Brake hose

SM-RT80-S
Disc rotor (160mm)
Oversized Center Lock
mount

SIS-SP41
Shifting outer
cable housing

Note 1

2 types of RD are available for RD-M800 only. One is for BMX drop-out. The other is for Standard drop-out.

BL-M800
Hydraulic disc brake lever

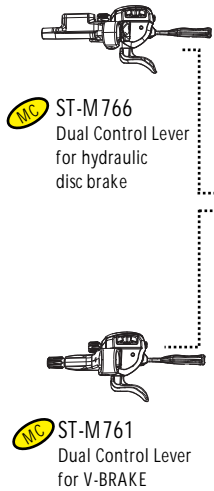
SL-M751
RAPIDFIRE-PLUS shifter
Shimano logo



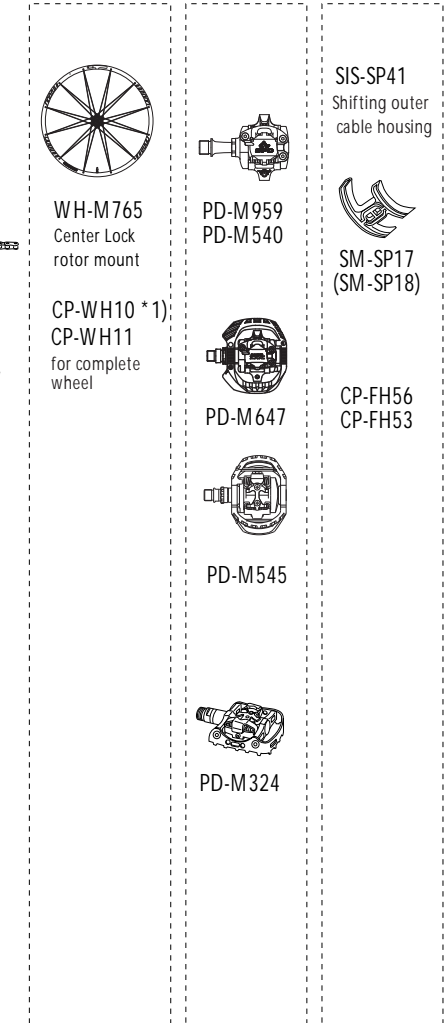
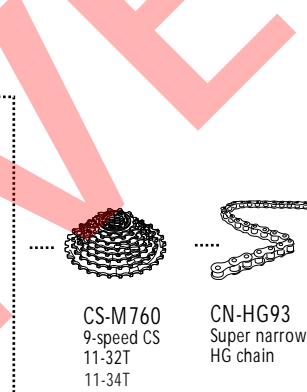
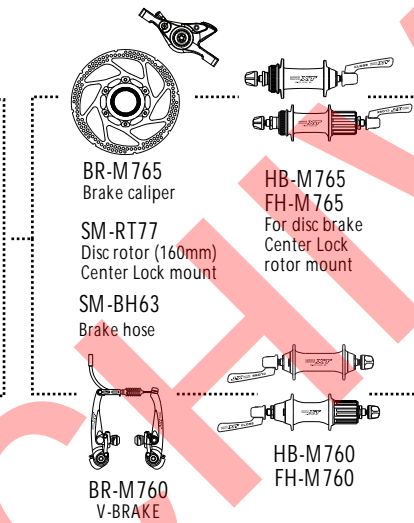
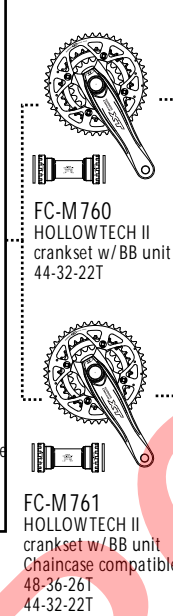
SL-M800
RAPIDFIRE-PLUS shifter

DEORE XT

STI 27-SPEED



Chainstay angle (degree)	
66-69	63-66
 MC FD-M760A-6 TOP SWING FD 44/48T Dual pull Multi clamp	 MC FD-M760A-3 TOP SWING FD 44/48T Dual pull Multi clamp
 MC FD-M760A-E TOP SWING FD 44T BB-mount Dual pull	
 RD-M760-SGS RD-M760-GS Low normal	
 MC FD-M761A-6 Conventional style 44/48T Dual pull Multi clamp	 MC FD-M761A-3 Conventional style 44/48T Dual pull Multi clamp



SL-M751
RAPIDFIRE-PLUS shifter
Shimano logo

NEW RD-M751-SGS
NEW RD-M751-GS
Top normal

MC BL-M765
Hydraulic disc brake lever
Shimano logo

MC BL-M740
V-BRAKE lever
Shimano logo

SM-RT77-L
Disc rotor (203mm)
Center Lock mount

SM-RT62-M
Disc rotor (180mm)
Center Lock mount

SM-RT75-S
Disc rotor (160mm)
Conventional rotor mount

SM-RT75-DH
Disc rotor (203mm)
Conventional rotor mount

HB-M756
FH-M756
Conventional
Rotor mount

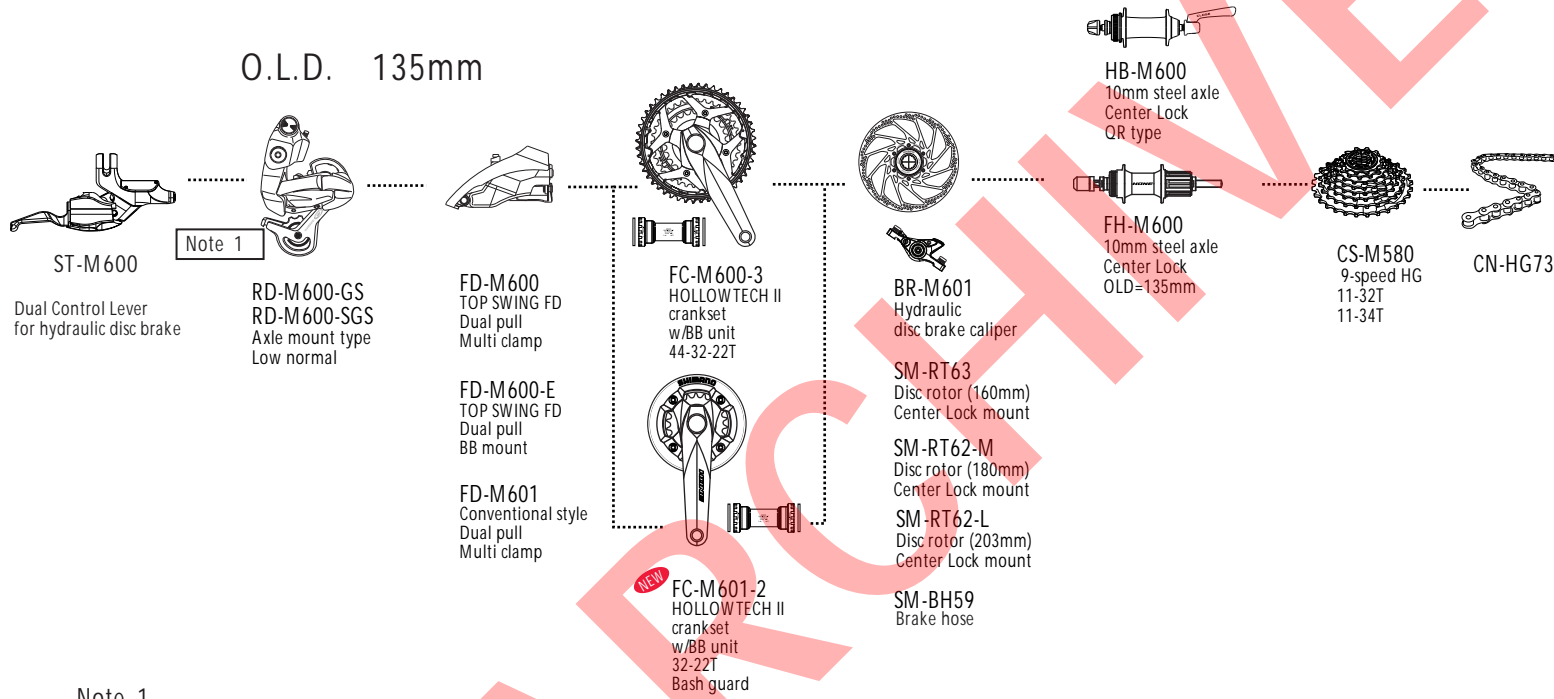
* 1) CP-WH10 : except 32T low sprocket CS-M960/M760
CP-WH11: for 32T low sprocket CS-M960/M760

Hone

27-SPEED M600 series

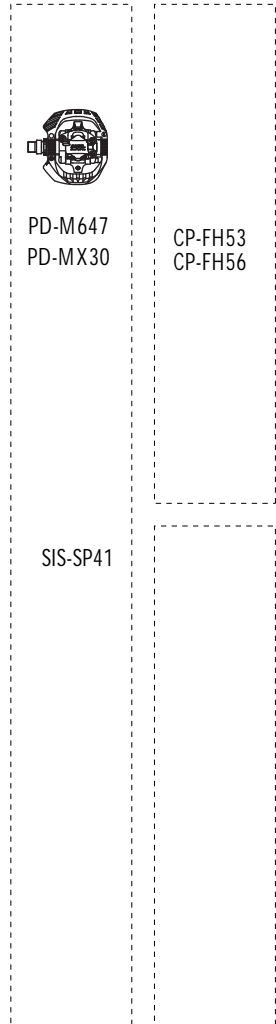
For 68/73mm
BB Shell Width

O.L.D. 135mm




Note 1

2 types of RD are available.
One is for BMX drop-out
The other is for Standard drop-out.



DEORE LX (Mega 9 drivetrain 27-speed)

STI 27-SPEED



ST-M585
Dual Control Lever
for hydraulic
disc brake



RD-M580-SGS
RD-M580-GS
Low normal




ST-M580
Dual Control Lever
for V-BRAKE

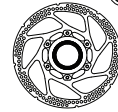
Chainstay angle (degree)	
66-69	63-66
<p>MC FD-M580A-6 TOP SWING FD for 44/48T Dual pull Multi clamp</p>	<p>MC FD-M580A-3 TOP SWING FD for 44/48T Dual pull Multi clamp</p>
<p>MC FD-M580A-E TOP SWING FD for 44T BB-mount</p>	
<p>MC FD-M581A-6 Conventional style for 44/48T Dual pull Multi clamp</p>	<p>MC FD-M581A-3 Conventional style for 44/48T Dual pull Multi clamp</p>



FC-M580
HOLLOWTECH II
crankset
w/BB unit
44-32-22T



FC-M581
HOLLOWTECH II
crankset
w/BB unit
Chaincase compatible
48-36-26T
44-32-22T



BR-M585
Brake caliper

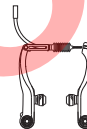
MC

SM-RT63
Disc rotor (160mm)
Center Lock mount

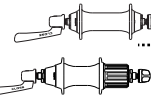
SM-RT62-M
Disc rotor (180mm)
Center Lock mount

SM-RT62-L
Disc rotor (203mm)
Center Lock mount

SM-BH59
Hydraulic brake hose




BR-M580
V-BRAKE
Cartridge shoe




HB-M580
FH-M580

SM-RT61
Conventional
disc rotor (160 mm)

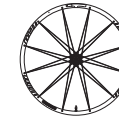
HB-M525
FH-M525
Conventional
disc rotor mount
Shimano logo



CS-M580
9-speed CS
11-32T
11-34T



CN-HG73
Super narrow
HG chain



NEW

WH-M565
MTB use
Center Lock
rotor mount

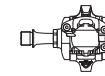
NEW

WH-T565
Trekking use
Center Lock
rotor mount

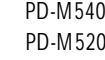
CP-WH10 *1)
CP-WH11
for complete
wheel



WH-M540
CP-WH10 *1)
CP-WH11
for complete
wheel



SIS-SP41



PD-M540
PD-M520



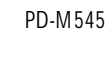
SM-SP17
(SM-SP18)



PD-M647



CP-FH56
CP-FH53



PD-M545



PD-M324

SL-M571
RAPIDFIRE-PLUS shifter

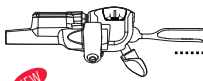
NEW RD-M571-SGS
NEW RD-M571-GS
Top normal

BL-M585
Hydraulic
disc brake lever

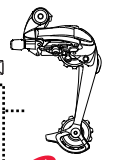
MC BL-M571
V-BRAKE lever
Deore LX logo

*1) CP-WH10 : except 32T low sprocket CS-M960/M760
CP-WH11: for 32T low sprocket CS-M960/M760

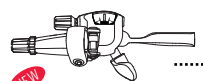
Deore (Mega-9 drivetrain 27-speed)



NEW
ST-M535
Dual Control Lever
for hydraulic disc brake

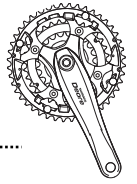


NEW
RD-M530-SGS
Low normal



NEW
ST-M530
Dual Control Lever
for V-BRAKE

Chainstay angle (degree)	
66-69	63-66
NEW FD-M530-6 TOP SWING FD for 44/48T Dual pull Multi clamp	NEW FD-M530-3 TOP SWING FD for 44/48T Dual pull Multi clamp
NEW FD-M531-6 Conventional style for 44/48T Dual pull Multi clamp	NEW FD-M531-3 Conventional style for 44/48T Dual pull Multi clamp




NEW FC-M530
HOLLOWTECH
crankset
w/OCTALINK
BB mount
44-32-22T
48-36-26T

BB-ES51
BB-ES30
OCTALINK BB

NEW FC-M531
HOLLOWTECH
crankset
w/OCTALINK
BB mount
44-32-22T
48-36-26T
Use with chain case

BB-ES51-AK
BB-ES30-AK
OCTALINK BB
for FC-M531

Disc brake / Hydraulic type



NEW BR-M535
Hydraulic
disc brake


MC SM-RT63
Disc rotor (160mm)
Center Lock mount

SM-RT62-M
Disc rotor (180mm)
Center Lock mount

NEW SM-RT62-L
Disc rotor (203 mm)
Center Lock mount


SM-BH59
Hydraulic
brake hose

V-BRAKE




NEW BR-M530
V-BRAKE


NEW HB-M530
FH-M530



CS-HG50-9
9-speed HG
11-32T
11-34T




CN-HG73
CN-HG53



SM-SP17
SM-BT17
(SM-SP18)
(SM-BT18)

SM-PM40
Power
modulator

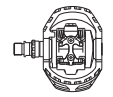


NEW WH-M565
MTB use
Center Lock
rotor mount

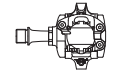
NEW WH-T565
Trekking use
Center Lock
rotor mount

CP-WH10 *1)
CP-WH11
for complete
wheel


WH-M540
CP-WH10
for complete
wheel



PD-M424



PD-M540
PD-M520
PD-M505



PD-M324

SIS-SP41

CP-FH75
CP-FH76
for
Disc brake hub

CP-FH56
CP-FH53

MC SL-M511 RAPIDFIRE-PLUS shifter

MC BL-M535 Hydraulic disc brake lever

MC BL-M511 V-BRAKE lever Deore logo

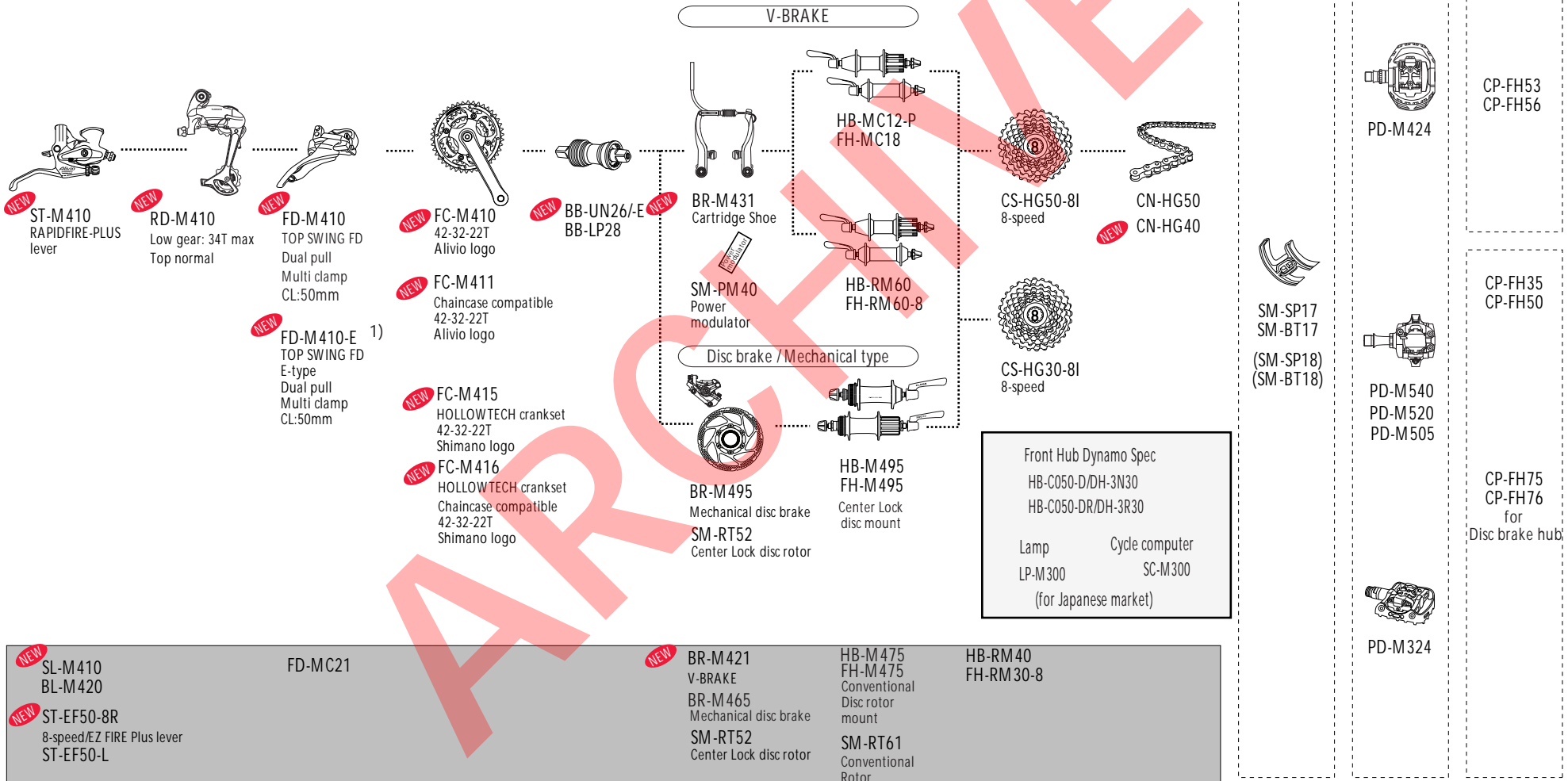
NEW RD-M511-SGS Top normal

SM-RT61 Conventional disc rotor (160 mm)

HB-M525 FH-M525 Conventional disc rotor mount Shimano logo

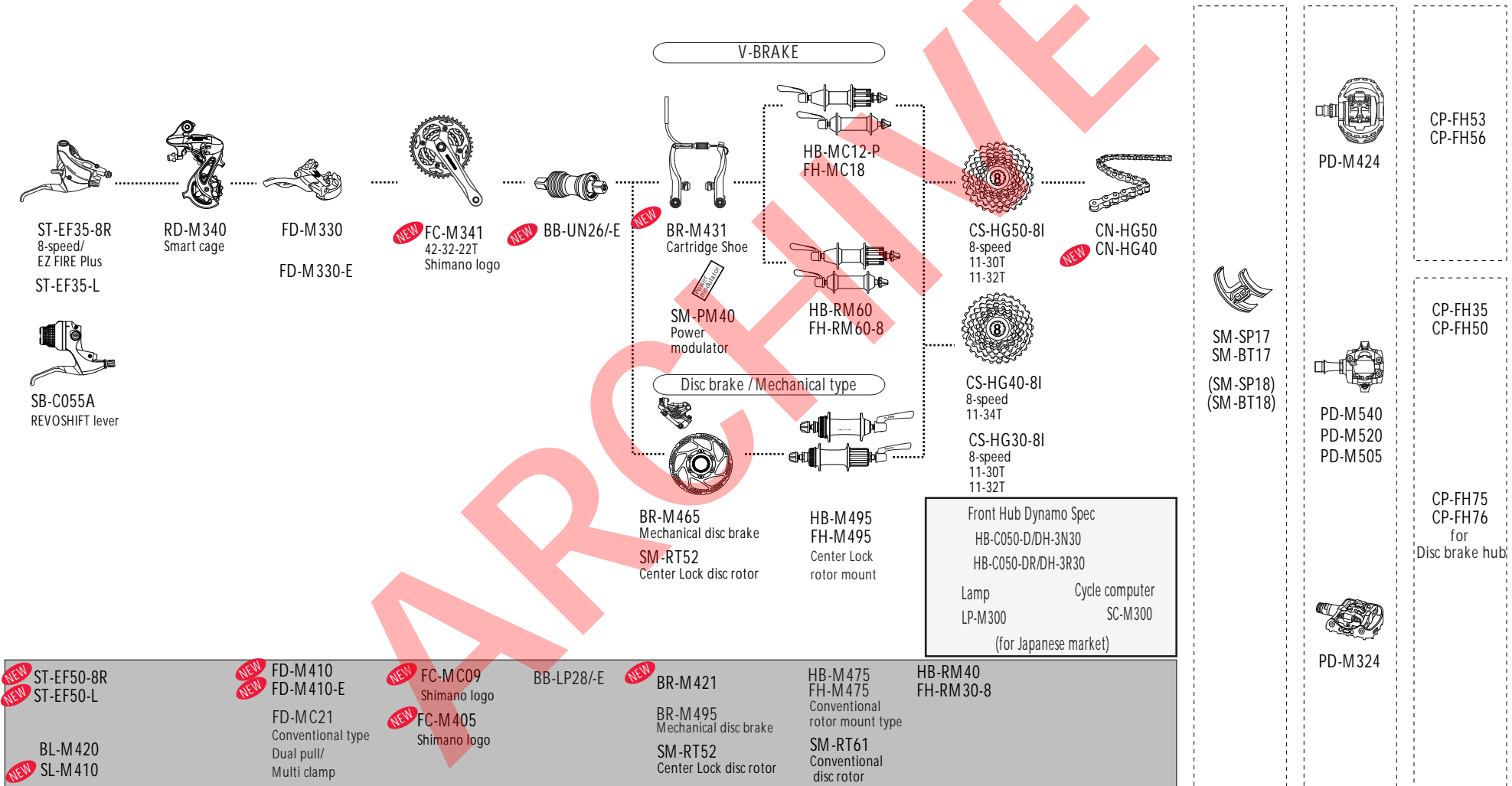
* 1) CP-WH10 : except 32T low sprocket CS-M960/M760
CP-WH11: for 32T low sprocket CS-M960/M760

Alivio series (Front HG drivetrain 24-speed)



Note 1) FD-M410-E requires special BB slots on the right hand of the BB shell. Refer technical information book.

Acera series (Front HG drivetrain 24-speed)



Altus series

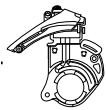
8-speed



NEW ST-EF50-8R
NEW ST-EF50-L
EZ FIRE Plus lever



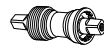
RD-CT95
Smart cage
7/8 speed



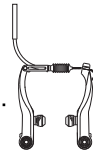
FD-CT92-E



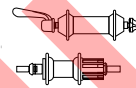
FC-TY40
4-arm
42T-34T-24T



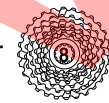
NEW BB-UN26-E



NEW BR-M421-L/S
Black or Silver



HB-RM40
FH-RM30-8



CS-HG50-8I
8-speed
11-30T/11-32T



NEW CN-HG50
CN-HG40

NEW SM-PM40
Power modulator

CS-HG40-8I
8-speed
11-34T

CS-HG30-8I
8-speed
11-30T/11-32T

7-speed

NEW ST-EF50-7R
NEW SL-RS43-7R
SL-RS41-7R
BL-M420
SB-C055A

FD-C101

FC-TS32
42-34-24T
(Made in Italy)

NEW BB-TS30
(Made in Italy)

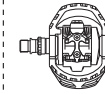
NEW BR-M431-L/S
Black or Silver

FH-RM30-7
HB-C050-D 2.4W
DH-3N30 3.0W
Hub Dynamo

CS-HG50- I
CS-HG30- I

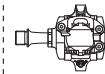
CN-UG51

BR-CT91-ML
canti BR



PD-M424

CP-FH53
CP-FH56



PD-M540
PD-M520
PD-M505



SM-SP17
SM-BT17
(SM-SP18)
(SM-BT18)



PD-M324

LP-C050
Lamp
SM-C050-BT
SM-C050-DC

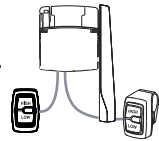
NEXAVE C810 (Di2)



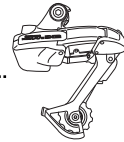
SC-C810
Flight Deck /
Display panel /
Detachable



Cuttable
Electronic cable *
EW-AA (FD-RD)
EW-AB (FD-SC)
EW-AC (SC-FS/RS)
EW-EF (FD-FH-C810)
EW-EG (FD-FH-C811)
* (EW-AA : available
in different lengths)



SW-C810
Electronic
Shifter &
Mode changer
NEW SM-SW10 &
NEW SW-C810C
Cuttable cable



RD-C810
Computer
Controlled
Rear Derailleur
SGS



FD-C810
SPCM 3
Front Derailleur &
CPU, Energy Station



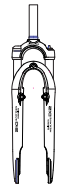
FC-C810
SPCM 3
46-34-24T



NEW BB-UN26
130 mm
for SPCM 3

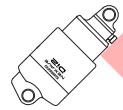


PD-M324

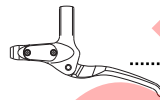


FS-C810 *
Computer
Controlled
Front Suspension

NEW FS-C812 *
Computer
Controlled
Front Suspension
for Wide Tire (50 mm)




RS-C810 *
Computer
Controlled
Rear Suspension



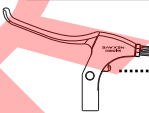
BL-C901
Hydraulic
brake lever



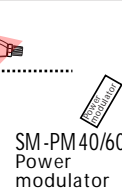
BR-C901
Hydraulic
disc brake.
SM-RT61
Disc rotor
SM-BH60/61



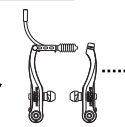
FH-C811
FH w/ Hub dynamo
HB-M475S
For disc brake



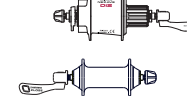
BL-T400



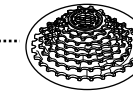
SM-PM40/60
Power
modulator



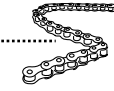
BR-M421-S
V-BRAKE



FH-C811
FH w/ Hub dynamo
w/dust cap
NEW HB-M530S



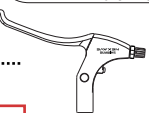
CS-LG50
11-33T
8-speed CS
LinkGlide
w/ protector



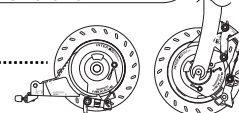
CN-HG73

Option

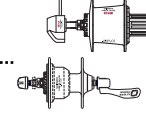
Hub Dynamo
HB-NX70 (3.0W)--Disc type
DH-3R40 (3.0W)--Roller type
DH-2R40 (2.4W)--Roller type
DH-3N30 (3.0W)--Regular type



BL-C800



BR-IM75-F
BR-IM70-F
BR-IM70-R

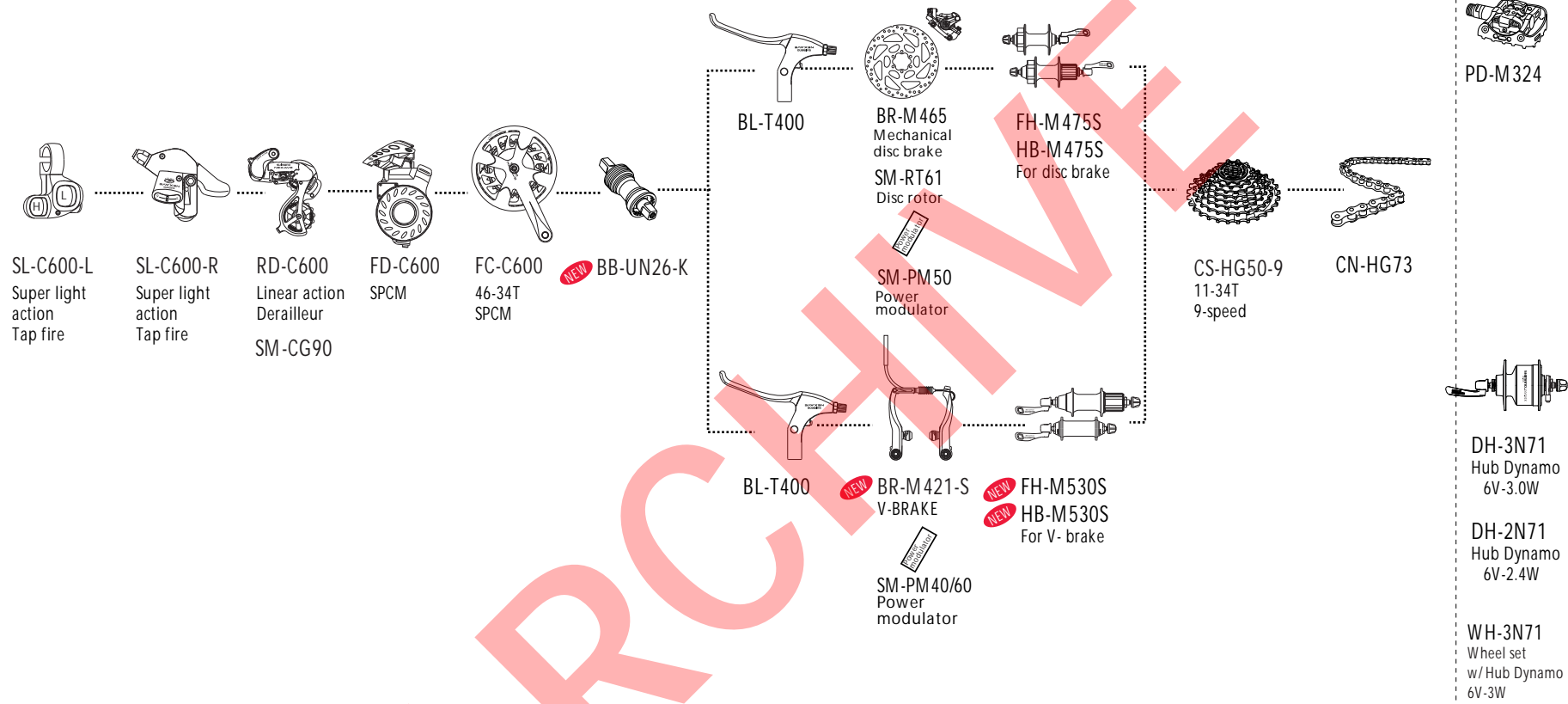


FH-C810
FH w/ Hub dynamo
HB-IM70

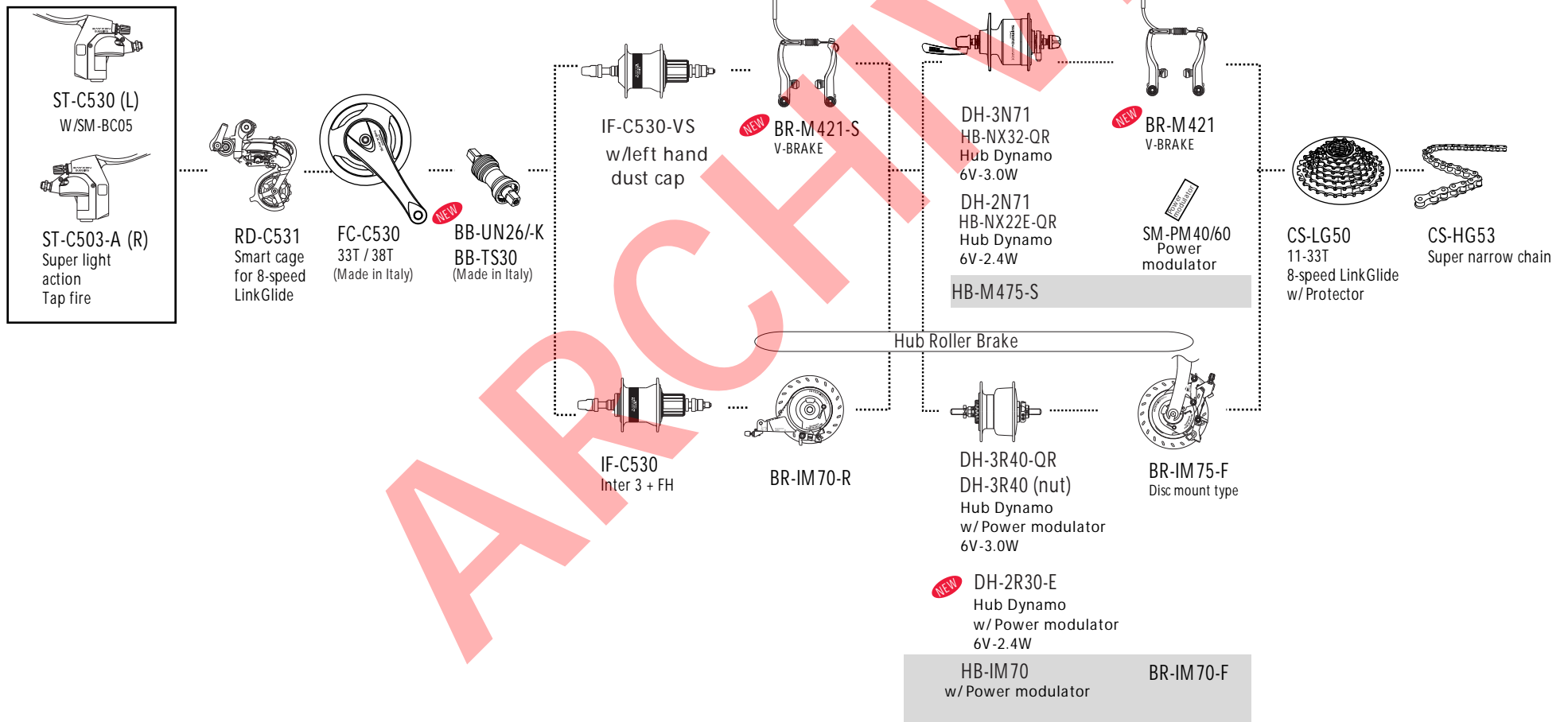
* Front and rear suspensions are options.
It is possible to combine FS-C810/C812 and RS-C810
or use FS-C810/C812 or RS-C810 only.

TL-UN66
special tool
for SPCM3

NEXAVE C600



NEXAVE C530 Intego



NEXAVE C500 (3X8 speed LinkGlide)

SPCM 3 (FD)

ST-C505 (L)
Special for SPCM 3

RD-C505
smart cage for 8S LinkGlide

FD-C505
SPCM 3

FC-C505
SPCM 3
46-34-24T

NEW BB-UN26
130 mm for SPCM 3

ST-C503-A (R)
Super light action
Tap fire

Normal FD

ST-C503-A(L&R)
Super light action
Tap fire

RD-C505
smart cage for 8S LinkGlide

FD-C510
Dual pull Multi clamp
Top Swing

FC-C510
46-34-24T

NEW BB-UN26
123SP

Disc brake / Mechanical type

BR-M465
Mechanical disc brake
SM-RT61
Disc rotor

HB-M475S
FH-M475S

Option
Hub Dynamo
HB-NX70
Hub dynamo w/ Disc mount
6V-3.0W

SM-PM50
Power modulator

CS-LG50
11-33T
8S LinkGlide
w/ Protector

CN-HG53
Super narrow chain

V-brake

NEW BR-M421-S
V-BRAKE

NEW HB-M530S
FH-M530S

Option
DH-3N71
HB-NX32-QR
hub dynamo
6V-3.0W

DH-2N71
HB-NX22-E-QR
hub dynamo
6V-2.4W

SM-PM40/60
Power modulator

Roller brake

BR-IM75-F
BR-IM70-R
Hub roller brake

HB-IM70
FH-IM70
For hub roller brake
Roller clutch FH
Power Modulator
front hub

Option
BR-IM70-F

DH-3R40-QR
DH-3R40 (nut)
hub dynamo
6V - 3.0W
w/ Power modulator

NEW DH-2R30-E
hub dynamo
6V - 2.4W
w/ Power modulator



PD-M324

TL-UN66
special tool
for SPCM3

NEXAVE T300

FRONT HG 21-SPEED HUB ROLLER BRAKE

ST-T300-S RD-T300 Low normal FD-T300

FC-T300-S **NEW** BB-UN26 BR-IM75-F BR-IM70-R Hub roller brake

HB-IM70 Power Modulator front hub FH-IM45 For hub roller brake

CS-HG50-I 7-speed HG MegaRange

CP-FH56 For 32H **NEW** CN-HG50 CN-HG40

SC-6502 Cycle Computer
SM-6500-T Bracket/sensor kit

SM-SP18 SM-BT18

PD-M324

BL-T400

FD-T301 For FC-T303

FC-T303 48T-38T-28T

BR-IM70-F Hub roller brake

DH-3R40-QR DH-3R40 (nut) HB-C051-DR hub dynamo 6V - 3.0W w/ Power modulator

NEW DH-2R30-E (nut) HB-C050-DR hub dynamo 6V - 2.4W w/ Power modulator

CP-FH53 For 36H

FRONT HG 21-SPEED V-BRAKE

ST-T300-S RD-T300 Low normal FD-T300

FC-T300-S **NEW** BB-UN26 BR-T300 w/ Power Modulator

FH-T300 Roller clutch HB-RM60QR

CS-HG50-I 7-speed HG MegaRange

CP-FH56 For 32H **NEW** CN-HG50 CN-HG40

FD-T301 For FC-T303

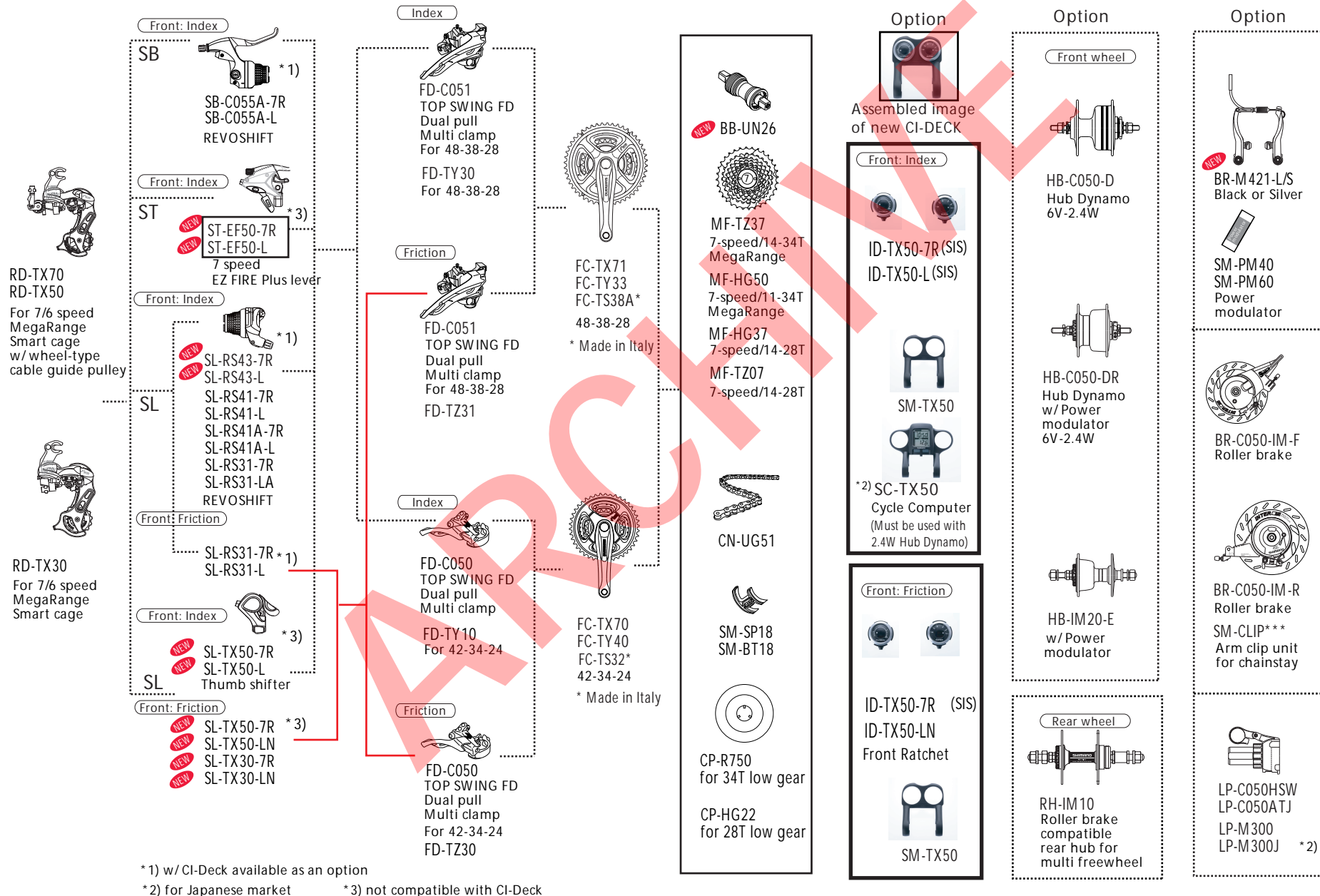
FC-T303 48T-38T-28T

HB-NX32-QR DH-3N30 HB-C051-D hub dynamo 6V-3.0W

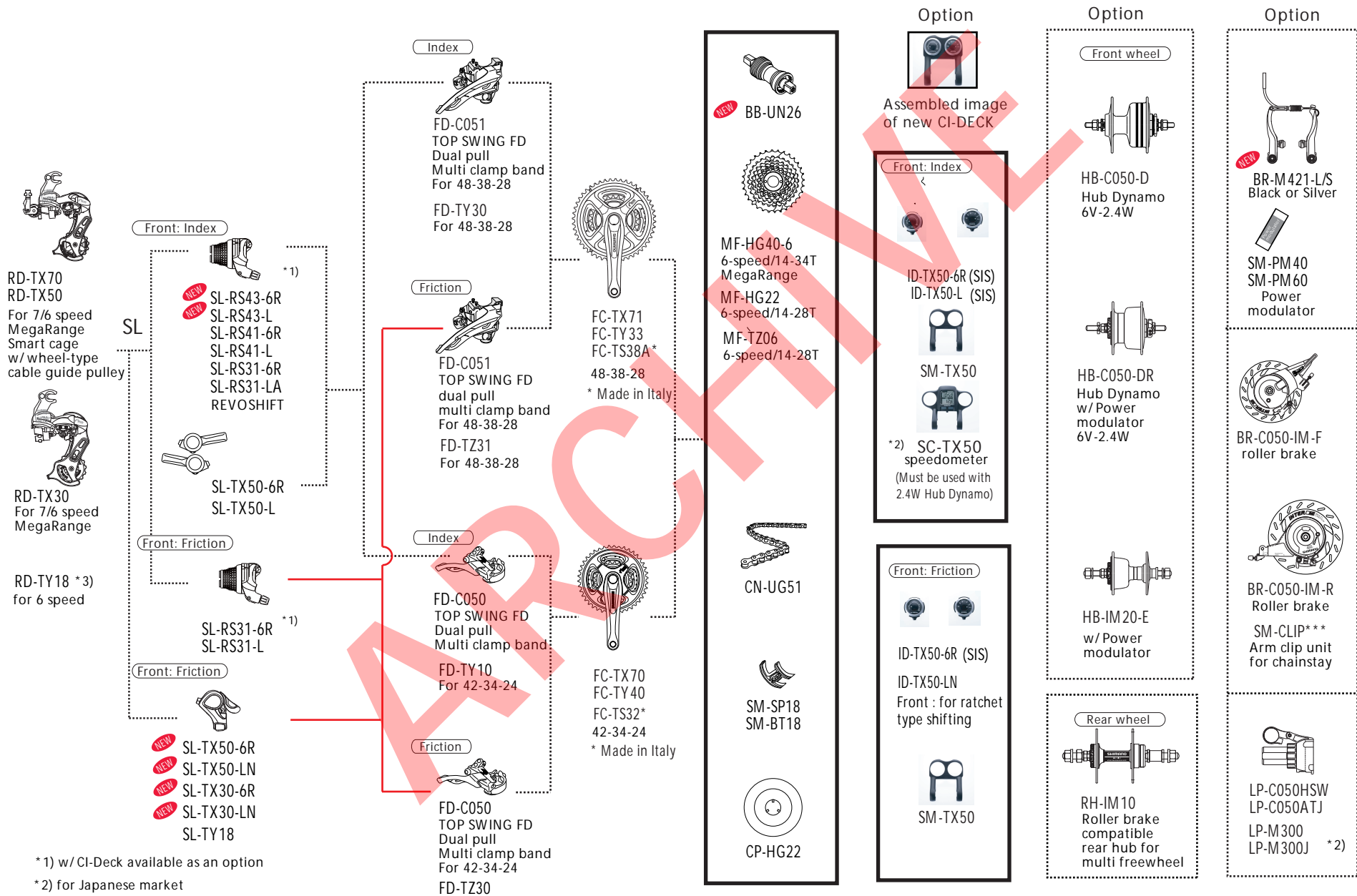
DH-2N30-E HB-C050-D HB-NX22-QR hub dynamo 6V-2.4W

CP-FH53 For 36H

Tourney series (3x7 speed)



Tourney series (3x6 speed)

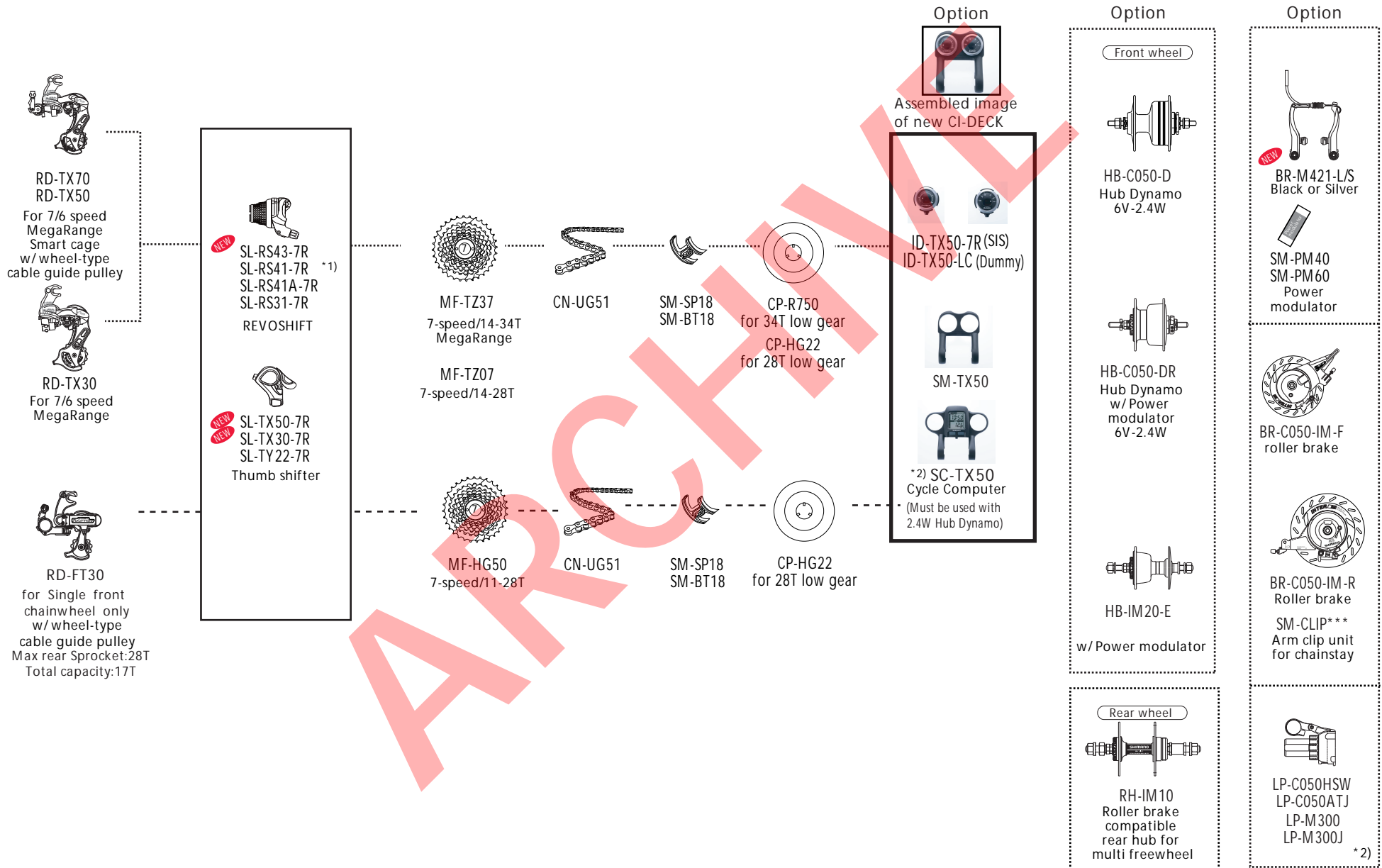


*1) w/ CI-Deck available as an option

*2) for Japanese market

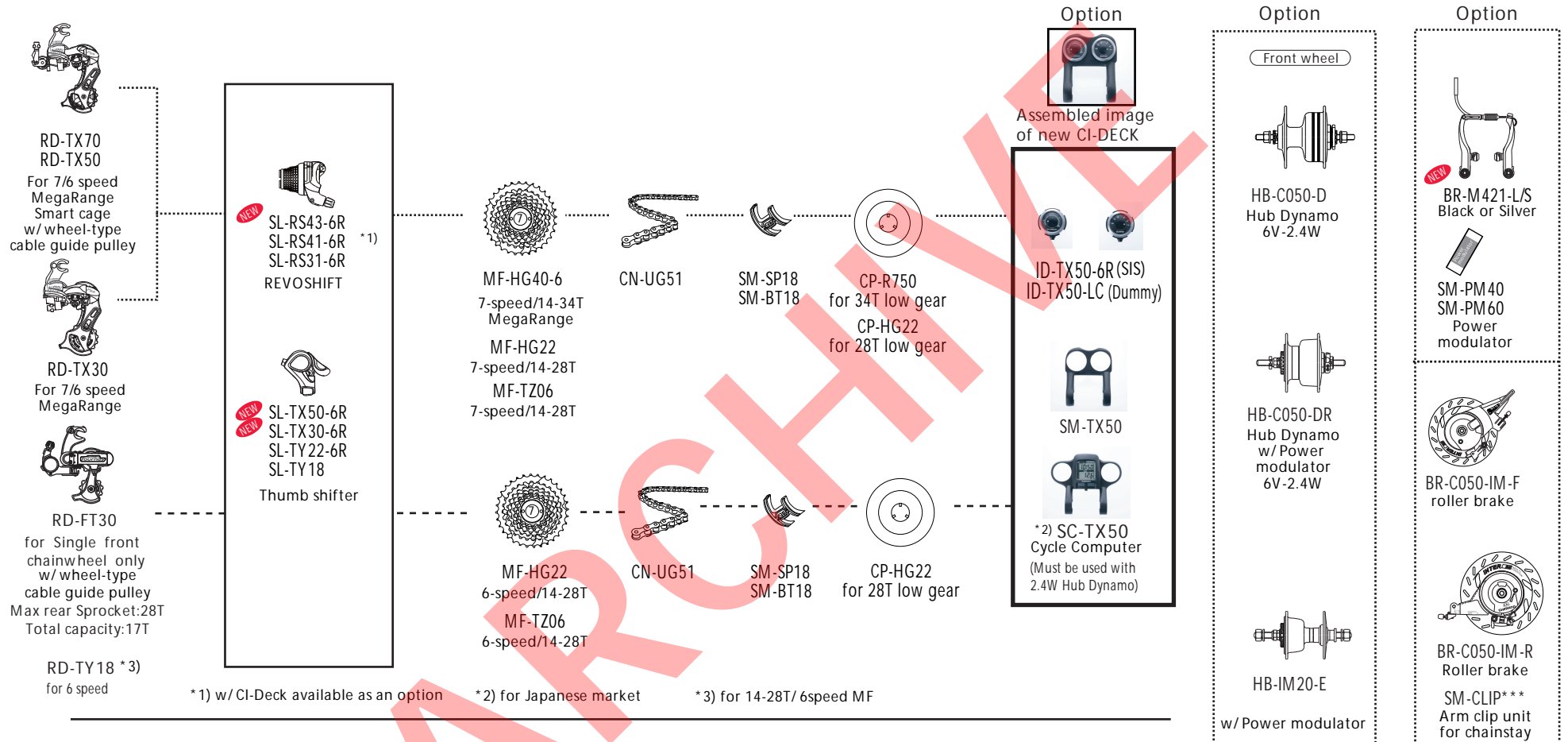
*3) for 14-28T/6speed MF

Tourney series (7 speed)

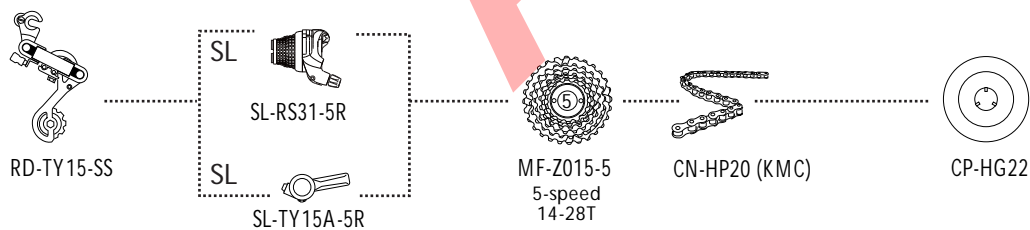


* 1) w/ CI-Deck available as an option * 2) for Japanese market

Tourney series (6 speed)

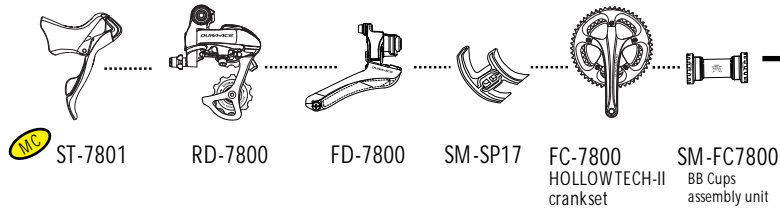



Tourney series (5 speed)



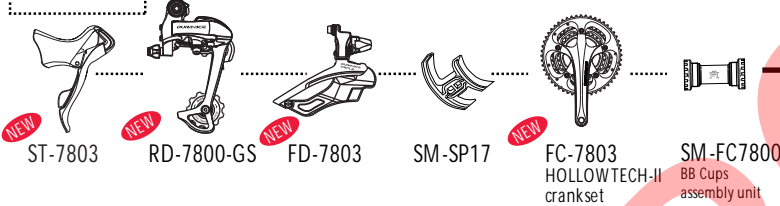
DURA-ACE





20-SPEED

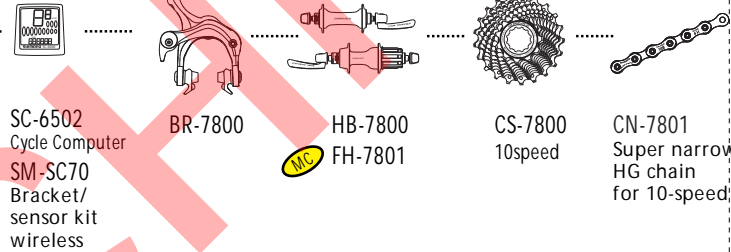



 ST-7801 RD-7800 FD-7800 SM-SP17 FC-7800 HOLLOWTECH-II crankset SM-FC7800 BB Cups assembly unit

30-SPEED



 ST-7803  RD-7800-GS  FD-7803 SM-SP17  FC-7803 HOLLOWTECH-II crankset SM-FC7800 BB Cups assembly unit



SC-6502 Cycle Computer SM-SC70 Bracket/sensor kit wireless BR-7800 HB-7800  FH-7801 CS-7800 10speed CN-7801 Super narrow HG chain for 10-speed

for 20/30-speed

SL-7800 } BL-R600
SL-BS78 }


 ST-R700
STI lever w / reach adjust

for 20-speed flat handlebar bicycle

 SL-R770 } FD-R770
BL-R440 }

for 30-speed flat handlebar bicycle

 SL-R770 } FD-R773
BL-R440 }

 for 20-speed

FC-R700 HOLLOWTECH-II crankset w/BB unit 50-34T

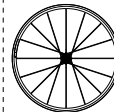




BR-R600 long reach caliper brake



BR-R550 * Cantilever brake

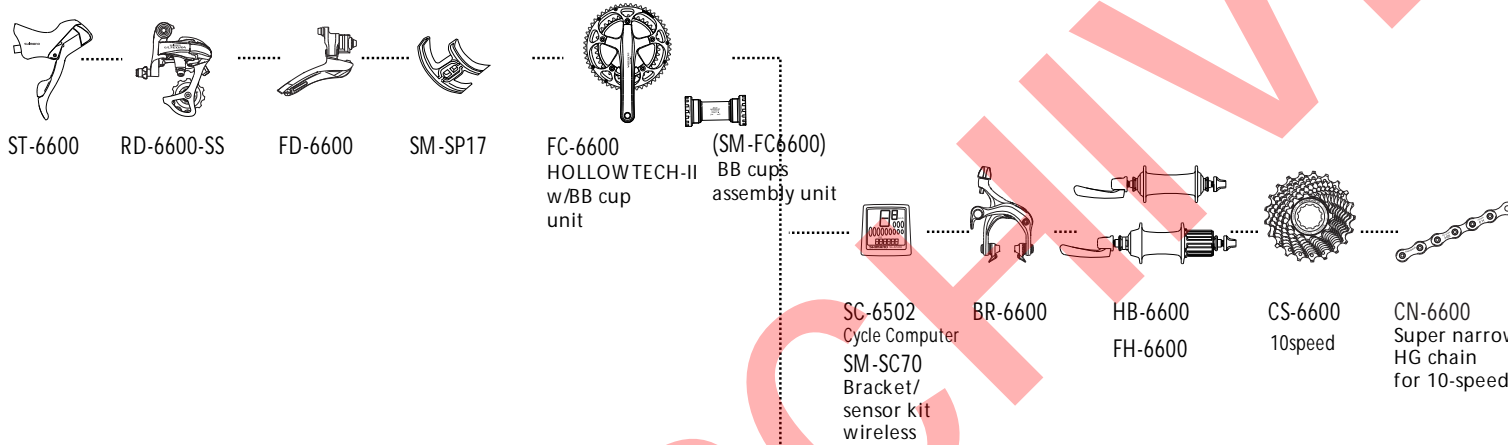


* Linkwire should be ordered separately.
A-LWTYPE (59.5mm)
A-LWZTYF (64.5mm)

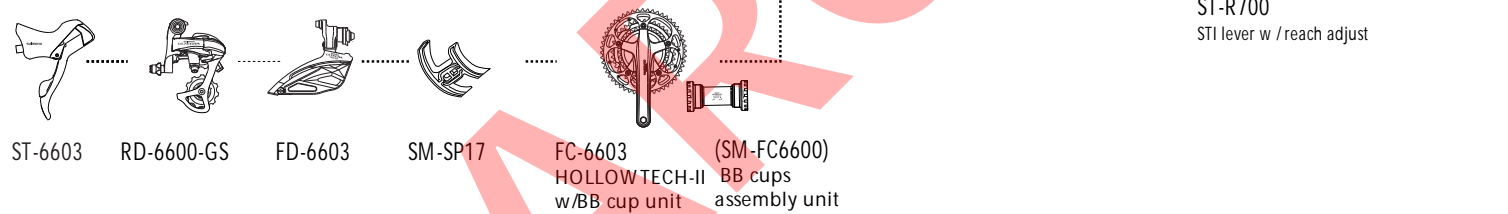
HP-7410	PD-7800	SP-7410
		
	 WH-7801 Wheel set	CP-FH05
	 WH-7801-SL Wheel set Tubeless and regular tire compatible	CP-FH06
		CP-FH31
	 WH-7801-C Carbon Wheel set	CP-FH35
SIS-SP41	CP-WH20-A	
		
	DH-3N71 Hub Dynamo 6V-3.0W	
	DH-2N71 Hub Dynamo 6V-2.4W	

ULTEGRA

20-SPEED



30-SPEED



for 20/30 speed

SL-7800 BL-R600
 SL-BS78
 ST-R700
 STI lever w /reach adjust

for 20-speed flat handlebar bicycle

NEW SL-R770 **NEW** FD-R770
 BL-R440

for 30-speed flat handlebar bicycle

NEW SL-R770 **NEW** FD-R773
 BL-R440

for 20-speed

NEW FC-R700 HOLLOWTECH-II w/BB cup unit 50-34T

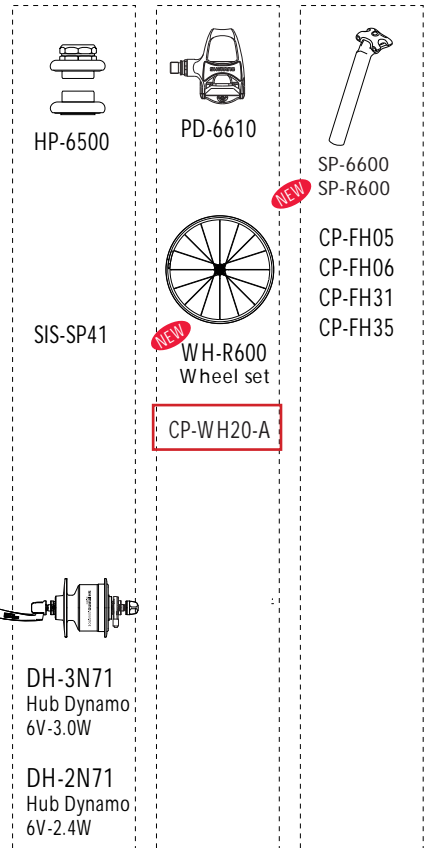
BR-R600 Long reach Caliper brake



BR-R550 * Cantilever brake

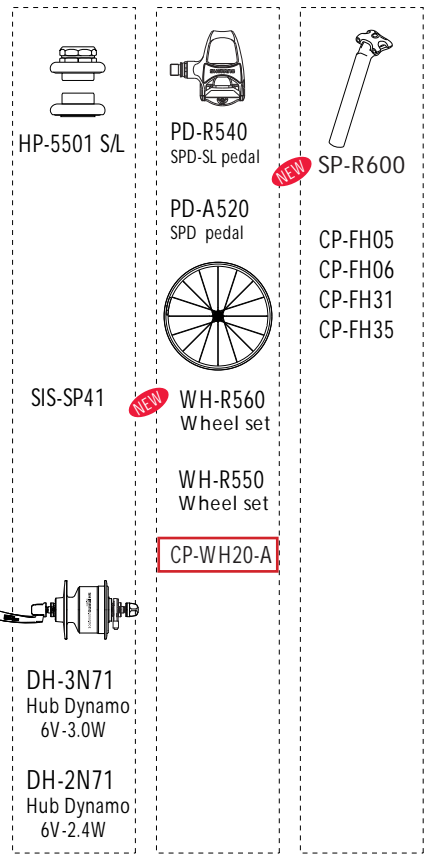
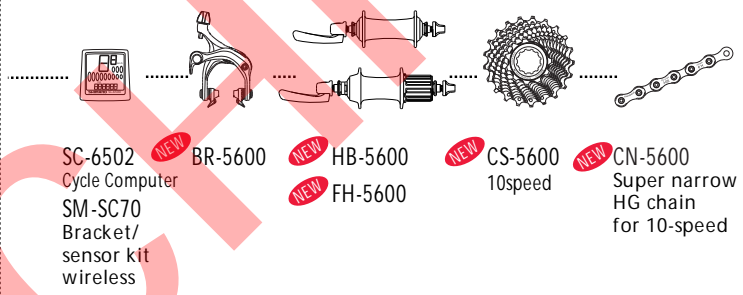
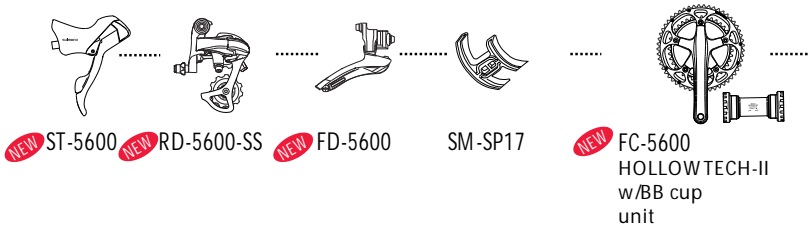


* Linkwire should be ordered separately.
 A-LWTYPE (59.5mm)
 A-LWZTYF (64.5mm)

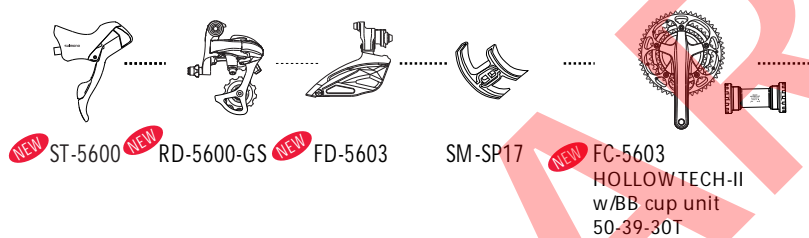


SHIMANO 105

20-SPEED

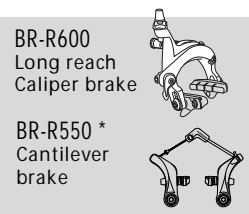


30-SPEED



for 20/30 speed
SL-7800 } BL-R600
SL-BS78 }
ST-R700
STI lever w / reach adjust
for 20-speed flat handlebar bicycle
NEW SL-R770 } NEW FD-R770
BL-R440 }
for 30-speed flat handlebar bicycle
NEW SL-R770 } NEW FD-R773
BL-R440 }

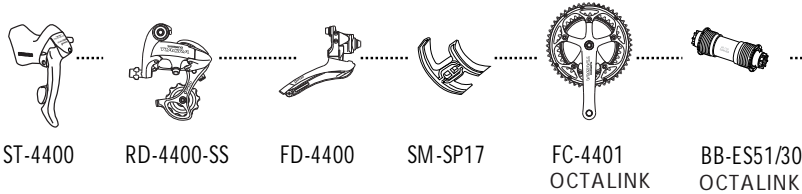
for 20-speed
NEW FC-R700
HOLLOWTECH-II
w/BB cup unit
50-34T



* Linkwire should be ordered separately.
A-LWTYPE (59.5mm)
A-LWZTYF (64.5mm)

TIAGRA

18-SPEED



ST-4400 RD-4400-SS FD-4400 SM-SP17 FC-4401 OCTALINK BB-ES51/30 OCTALINK

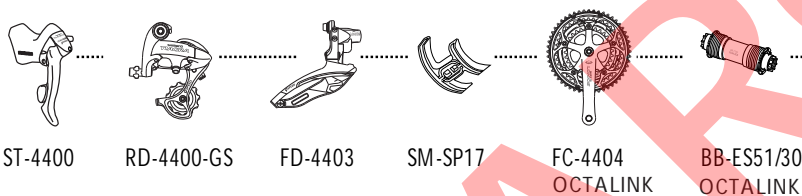
ST-R600
SL-7700 BL-R400
SL-BS77

For flat handle bar



SL-R440 BL-R440 FD-R440

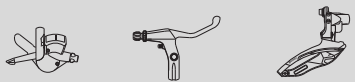
27-SPEED



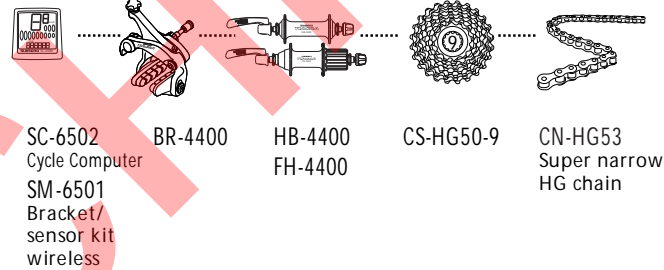
ST-4400 RD-4400-GS FD-4403 SM-SP17 FC-4404 OCTALINK BB-ES51/30 OCTALINK

ST-R600
SL-BS77 BL-R400

For flat handle bar



SL-R440 BL-R440 FD-R443



SC-6502 Cycle Computer
SM-6501 Bracket/sensor kit wireless
BR-4400 HB-4400 FH-4400 CS-HG50-9 CN-HG53 Super narrow HG chain

BR-A550-57 long reach w/ Shimano logo



BR-R550 * Cantilever brake

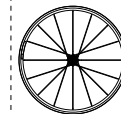


* Linkwire should be ordered separately.
A-LWTYPE (59.5mm)
A-LWZTYF (64.5mm)



PD-R540 SPD-SL pedal

PD-A520 SPD pedal

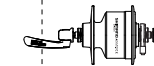


WH-R550 wheel set

CP-WH20-A

WH-R550 CP-FH02 for 21-25T CP-FH35 for 27T

CP-FH01
CP-FH02
CP-FH31
CP-FH35

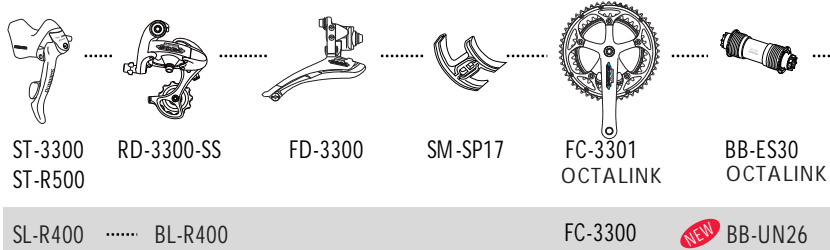


DH-3N71 Hub Dynamo 6V-3.0W

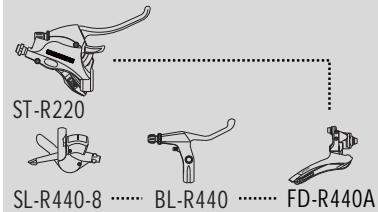
DH-2N71 Hub Dynamo 6V-2.4W

SORA

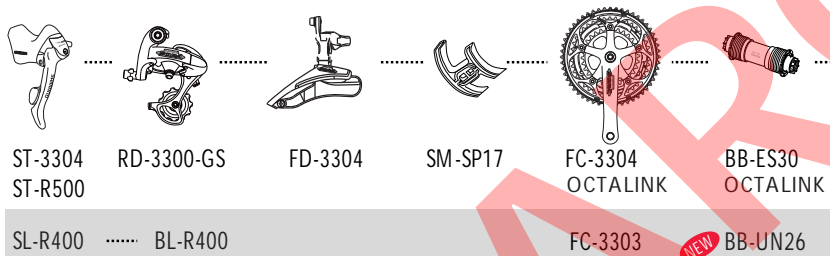
16-SPEED



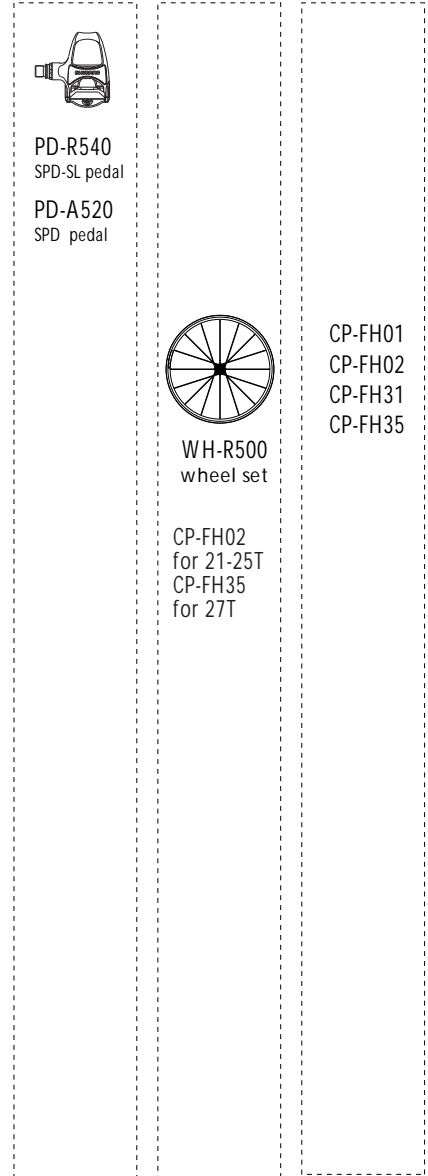
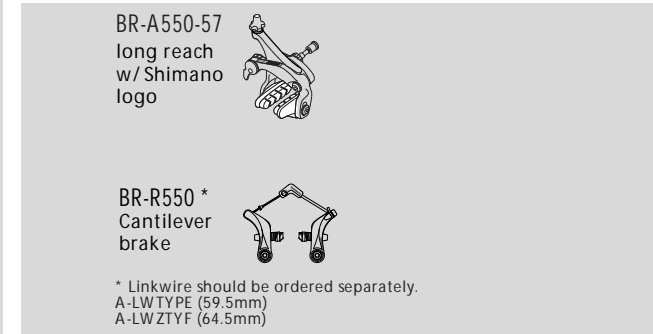
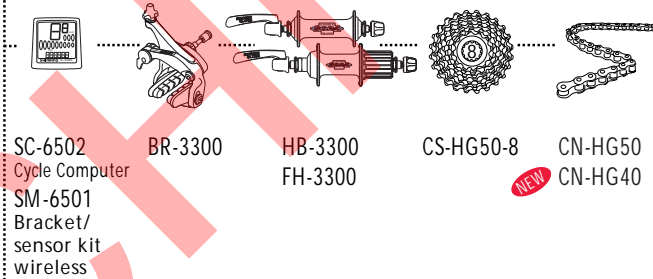
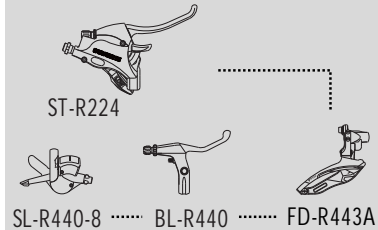
For flat handle bar



24-SPEED



For flat handle bar



2200

16-SPEED

For flat handle bar



For flat handle bar

16-SPEED

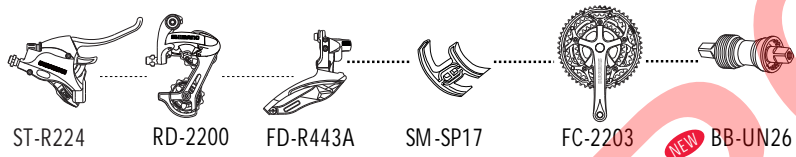


For drop handle bar



24-SPEED

For flat handle bar



For flat handle bar

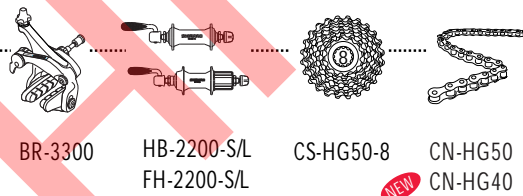
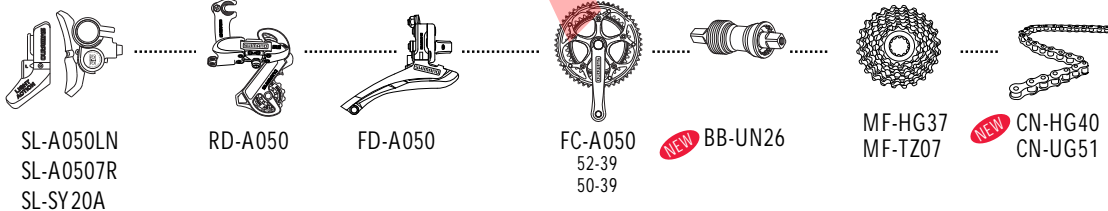
24-SPEED



For drop handle bar



14-SPEED



BR-A550-57
Long reach
w/ Shimano
logo




BR-R550 *
Cantilever
brake




* Linkwire should be ordered separately.
A-LWTYPE (59.5mm)
A-LWZTYF (64.5mm)


A050



PD-R540
SPD-SL pedal



PD-A520
SPD pedal



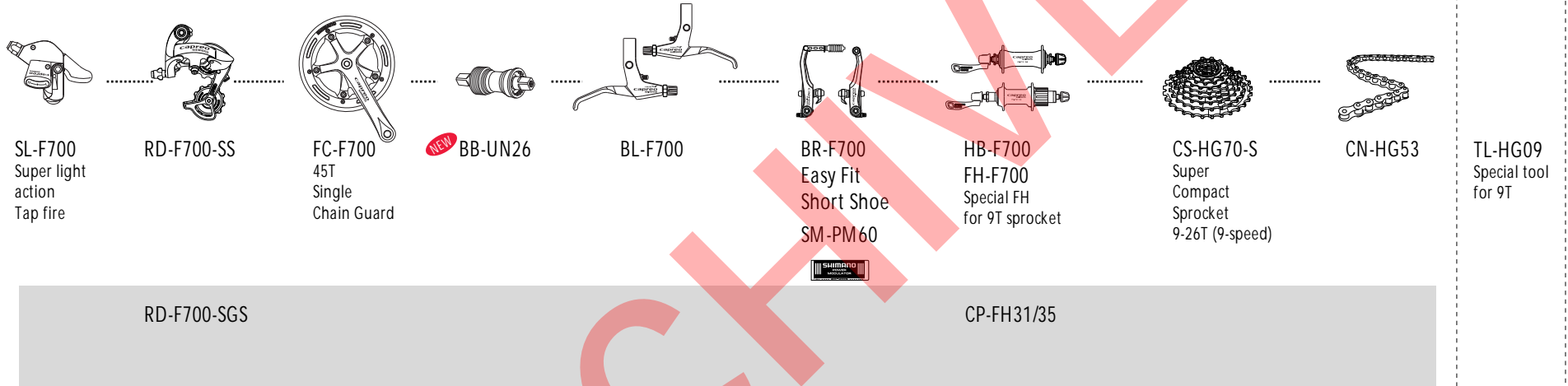
WH-R500
Complete
wheel

CP-FH01
CP-FH02
CP-FH31
CP-FH35

CP-FH02
for 21-25T
CP-FH35
for 27T

CAPREO

wheel size : 20inch max.

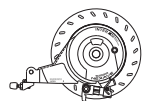


Cyber Nexus (Nexus Di2)

ROLLER BRAKE SPEC.



SG-8R45



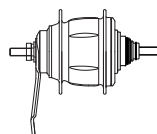
BR-IM70-R

V BRAKE SPEC.



SG-8R45-VS


COASTER BRAKE SPEC.



SG-8C45



MU-8S40
Motor Unit



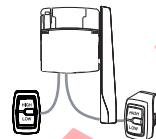
Small Parts



AI-8S40
CPU, Energy Station



SC-8S40
Flight Deck /
Display panel /
Detachable



SW-8S40
Electronic Shifter &
Mode changer

NEW SM-SW10 &
SW-8S40C
Electronic Shifter &
Mode changer
Cutable cable



EW-AA (AI-MU)
EW-AB (AI-SW)
EW-AC (AI-RS/SW-FS)
EW-DD (AI-DH)
electric cable



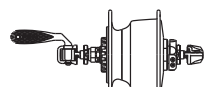
FC-NX80
Hollow tech
46T
(Made in Italy)



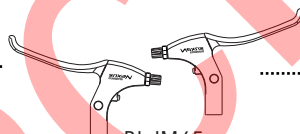
FC-NX60
33/38T
(Made in Italy)



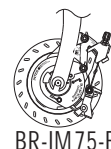
NEW BB-UN26



DH-3RB1-QR
Hub Dynamo
for C-Nexus /Roller Brake



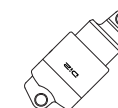
BL-IM65
for Roller Brake use



BR-IM75-F



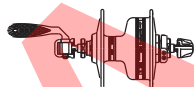
FS-C810 *
Computer
Controlled
Front Suspension



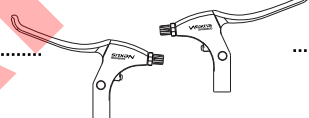
RS-C810 *
Computer
Controlled
Rear Suspension



CN-NX10



DH-3NB1-QR
Hub Dynamo
for C-Nexus / Non Brake



BL-IM65
for V-Brake use



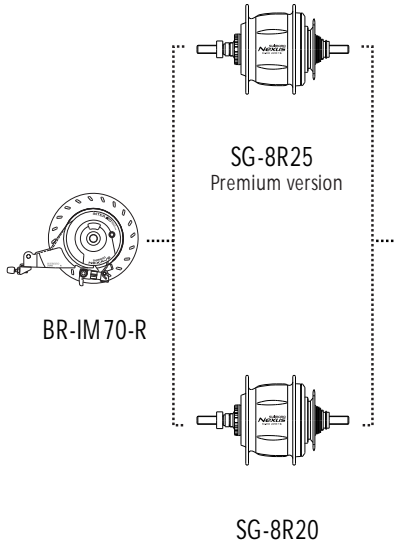
NEW BR-M431
NEW BR-M421
V-BRAKE
SM-PM40
power modulator

NEW FS-C812 *
Computer
Controlled
Front Suspension
for Wide Tire (50 mm)

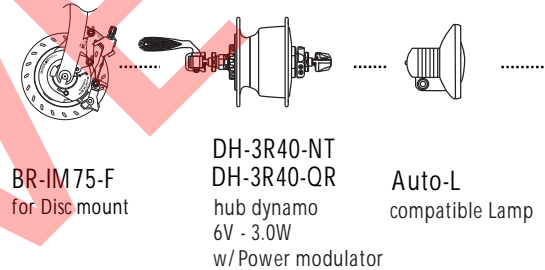
* Front and rear suspensions are options.
It is possible to combine FS-C810/C812 and RS-C810
or use FS-C810/C812 or RS-C810 only.

NEXUS INTER-8

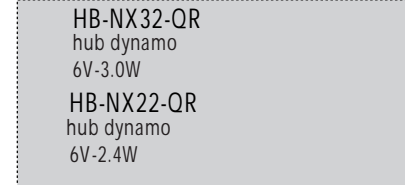
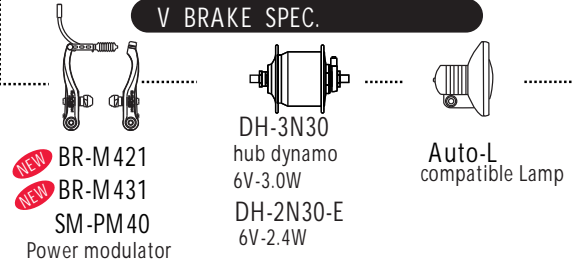
ROLLER BRAKE SPEC.



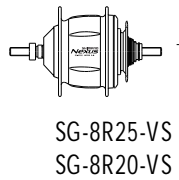
ROLLER BRAKE SPEC.



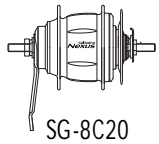
V BRAKE SPEC.



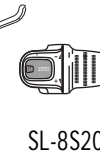
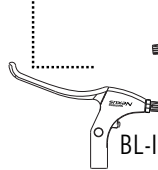
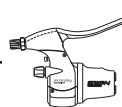
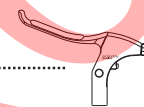
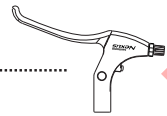
V BRAKE SPEC.



COASTER BRAKE SPEC.



Small Parts Set



WH-8R25
Wheel set
w/NEXUS
INTER-8 hub



CN-NX10

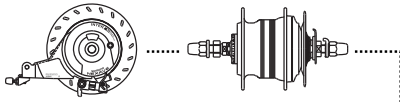


HP-NX10

WH-3N71
Wheel set
w/ Hub Dynamo
6V-3W

NEXUS INTER-7

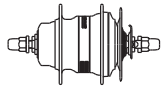
ROLLER BRAKE SPEC.



BR-IM70-R SG-7R46

BR-IM41-R
BR-IM50-R

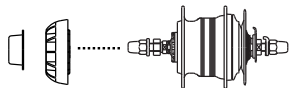
COASTER BRAKE SPEC.



SG-7C18
SG-7C16

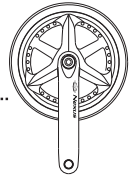
(Steel Hub Shell)
SG-7C18 (made in Czech Rep.)
SG-7C16 (made in Japan)

V BRAKE SPEC.



Small parts SG-7R46
Left hand dust cap

Small Parts Set



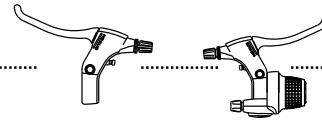
FC-NX80
Hollow tech
46T
(Made in Italy)



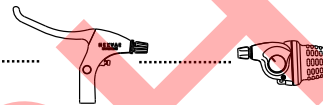
FC-NX60
33 / 38T
(Made in Italy)



NEW BB-UN26



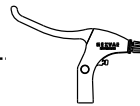
BL-IM45 hub roller brake use
SB-7S45 hub roller brake use



BL-IM65 hub roller brake use
SL-7S10



ST-7S20



BL-IM65
V-brake use



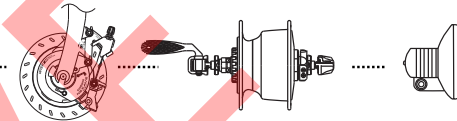
SL-7S10



ST-7S20

BL-IM45
V-brake use

SB-7S45
V-brake use



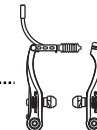
BR-IM75-F
DH-3R40-NT
DH-3R40-QR
hub dynamo
6V - 3.0W
w/ Power modulator
Auto-L compatible Lamp

BR-IM70-F
BR-C050-IM-F
DH-2R30-E
hub dynamo
6V - 2.4W
w/ Power modulator

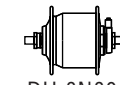
HB-IM70
w/ Power modulator

BR-IM50-F
BR-IM41-F
HB-NX50-QR
HB-IM45/40

* refer to technical information for selection



NEW BR-M421
NEW BR-M431



DH-3N30
hub dynamo
6V-3.0W
DH-2N30-E
6V-2.4W



Auto-L compatible Lamp

HB-NX32-QR
hub dynamo
6V-3.0W

HB-NX22-QR
hub dynamo
6V-2.4W



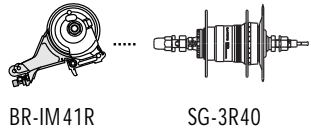
CN-NX10



HP-NX10

NEXUS AUTO-D w/Inter-3

ROLLER BRAKE SPEC.



BR-IM41R

SG-3R40

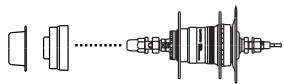
BR-IM31R
w/o fin
w/ fin

COASTER BRAKE SPEC.



SG-3C41

V BRAKE SPEC.



Small parts
Left hand dust cap SG-3R40

Small Parts Set



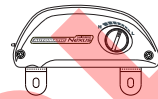
FC-NX60
33 / 38T
(Made in Italy)



FC-NX30
33 / 38T
(Made in Italy)

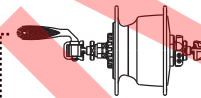


NEW
BB-UN26

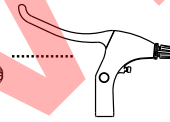


AI-3S30
LS-AI3S30
EW-AI3S30

ROLLER BRAKE SPEC.



DH-3RB1-QR



BL-IM65
Hub roller brake use

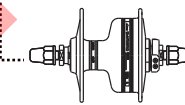


BR-IM75-F
for Disc mount

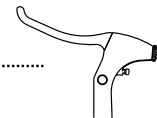


Lamp
w/o Auto light
Sensor

COASTER / V BRAKE SPEC.



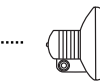
DH-3NA1
for AI-3S30



BL-IM65
V-brake use

NEW
NEW

BR-M431
BR-M421
w/ Power modulator
SM-PM40



Lamp
w/o Auto light
Sensor



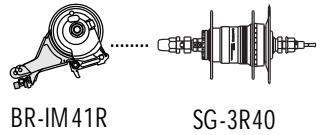
CN-NX10



HP-NX10

NEXUS INTER-3

ROLLER BRAKE SPEC.



BR-IM41R

SG-3R40

BR-IM31R
w/o fin
w/fin

COASTER BRAKE SPEC.




SG-3C41



Small Parts Set



FC-NX60
33 / 38T
(Made in Italy)

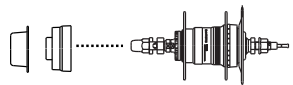


FC-NX30
33 / 38T
(Made in Italy)



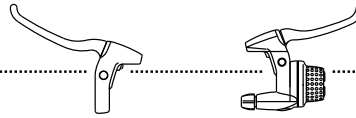
NEW
BB-UN26

V BRAKE SPEC.



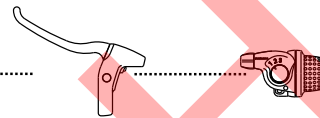
Small parts
Left hand dust cap

SG-3R40



BL-IM32
BL-IM32-J
hub roller brake use

SB-3S30
SB-3S30-J
hub roller brake use



BL-IM32
BL-IM32-J
hub roller brake use

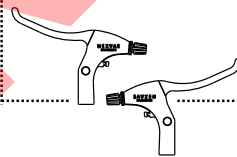
SL-3S35



BL-IM65
hub roller brake use
Right hand lever



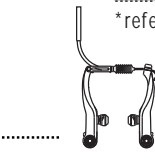
SL-3S95



BL-IM65
V-brake use

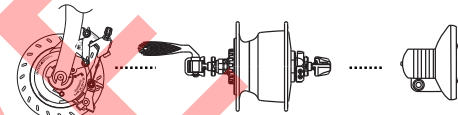


SL-3S35



NEW
NEW
BR-M431
BR-M421

SM-PM40
Power modulator



BR-IM75-F

DH-3R40-NT
DH-3R40-QR
hub dynamo
6V - 3.0W
w/ Power modulator



Auto-L
compatible Lamp

BR-IM70-F
BR-C050-IM-F

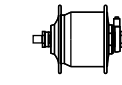
NEW
DH-2R30-E
hub dynamo
6V - 2.4W
w/ Power modulator

HB-IM70
w/ Power modulator

BR-IM50-F
BR-IM41-F

HB-NX50-QR
HB-IM45/40

*refer to technical information for selection



DH-3N30
hub dynamo / 6V-3.0W
DH-2N30-E
hub dynamo / 6V-2.4W



Auto-L
compatible Lamp

HB-NX32-QR
hub dynamo / 6V-3.0W

HB-NX22-QR
hub dynamo / 6V-2.4W



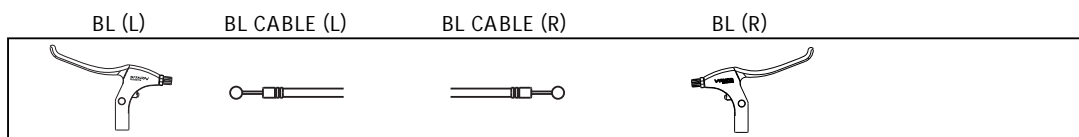
CN-NX10



HP-NX10

Cyber Nexus (SG-8R45/8C45)

SB/ST/SL - BL - BL cable combination & part NO.



BL-IM65
For V. canti,
hub roller brake
3-finger brake lever

BC-T

BC-T

BL-IM65
For V. canti,
hub roller brake
3-finger brake lever

Brake lever

		Left hand side	Right hand side
		KBL-	
BL-IM65	V-brake	IM65VL	IM65VR
	canti	IM65CL	IM65CR



CPU unit for Cyber Nexus

AI-8S40	KAI8S40A
---------	----------



Motor unit for Cyber Nexus

MU-8S40	KMU8S40A
---------	----------



FLIGHTDECK for Cyber Nexus

SC-8S40	KSC8S40A
---------	----------



Switch for Cyber Nexus

SW-8S40	KSW8S40A
---------	----------



Electric cable (Please see spec handbook)

- EW-AA (AI-MU)
- EW-AB (AI-SC)
- EW-AC (AI-RS/SW-FS)
- EW-DD (AI-DH)

Brake Cable

BC-T	KBCTYP****
------	------------

Small parts combination & part NO.

Arm Clip Unit

	DX (stainless)	STD (Chrome)	Coated
KSMCLIP-			
5/8"	CES	CE	CESL
11/16"	EES	EE	EESL
3/4"	BES	BE	
15mm	GES	GE	
22mm	KES	KE	KESL

Hub roller brake

	DX	STD
KBRIM-		
BR-IM41-R	41RFEDX	41RFE
BR-IM50-R	50RE	
BR-IM70-R	70RE	

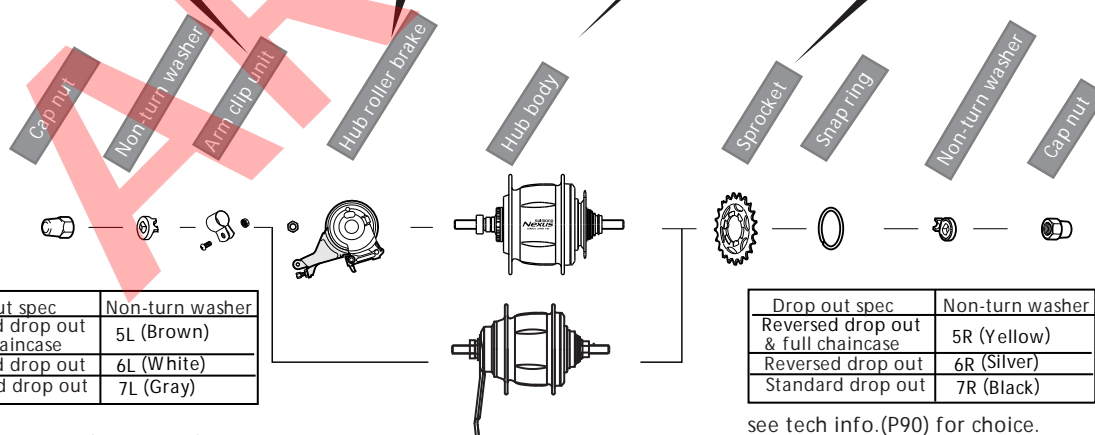
Hub body

	A=184.9 mm	
SG-8R45		KSG8R45A
SG-8R45-VS		KSG8R45VSA
SG-8C45A		KSG8C45A

A : Axle Length

Sprocket

	DX (Chrome)	STD (black)
KSMGEAR-		
16T	16S	16L
18T	18S	18L
19T	19S	19L
20T	20S	20L
21T	21S	21L
22T	22S	22L
23T	—	23L



Drop out spec	Non-turn washer
Reversed drop out & full chaincase	5L (Brown)
Reversed drop out	6L (White)
Standard drop out	7L (Gray)

Drop out spec	Non-turn washer
Reversed drop out & full chaincase	5R (Yellow)
Reversed drop out	6R (Silver)
Standard drop out	7R (Black)

see tech info.(P90) for choice.

KSM8R20- (for SG-8R45)

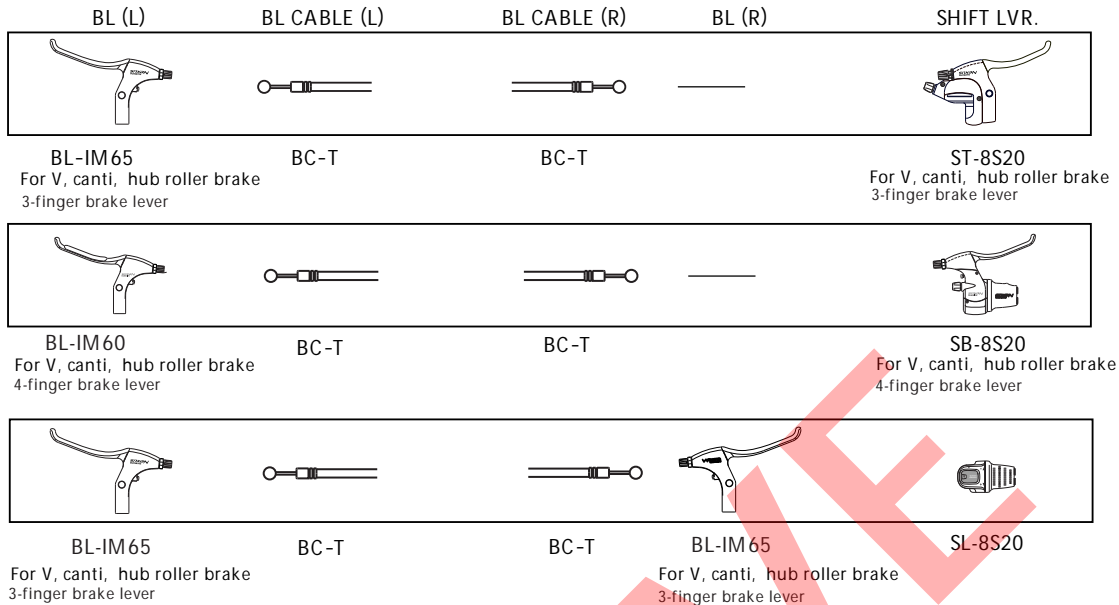
Part No.	Drop out spec	Non-turn washer	Arm clip unit chart	HRB chart	Hub body chart	Sprocket chart	Drop out spec	Non-turn washer
A0060X	○	5L	see arm clip unit chart	see HRB chart	see hub body chart	see sprocket chart	○	5R
A0070X	○	6L					○	6R
A0080X	○	7L					○	7R

KSM8C20- (for SG-8C45)

Part No.	Drop out spec	Non-turn washer	Arm clip unit chart	HRB chart	Hub body chart	Sprocket chart	Drop out spec	Non-turn washer
A0070X	○	5L	see arm clip unit chart	see HRB chart	see hub body chart	see sprocket chart	○	5R
A0080X	○	6L					○	6R
A0090X	○	7L					○	7R

8 speed Roller / Coaster (SG-8R20/8C20)

SB/ST/SL - BL - BL cable combination & part NO.



Shifting Lever

ST-8S20	KST8S20	C:canti V:v-brake	***: cable length	L:black S:silver	2 :for CJ-8S20 S2 :for CJ-8S40
SB-8S20	KSB8S20	C:canti V:v-brake	***: cable length	L:black S:silver	2 :for CJ-8S20 S2 :for CJ-8S40
SL-8S20	ASL8S20	***: cable length	L:black		:for CJ-8S20 S :for CJ-8S40

		Left hand side	Right hand side
KBL-			
BL-IM60	V-brake	IM60VL	
	canti	IM60CL	
BL-IM65	V-brake	IM65VL	IM65VR
	canti	IM65CL	IM65CR

Brake Cable

BC-T	KBCTTYP****
------	-------------

Small parts combination & part NO.

Arm Clip Unit

	DX (stainless)	STD (Chrome)	Coated
KSMCLIP-			
5/8"	CES	CE	CESL
11/16"	EES	EE	EESL
3/4"	BES	BE	
15mm	GES	GE	
22mm	KES	KE	KESL

Hub roller brake

	KBRIM-
BR-IM41-R	41RFE7
BR-IM50-R	50RE8
BR-IM70-R	70RE8

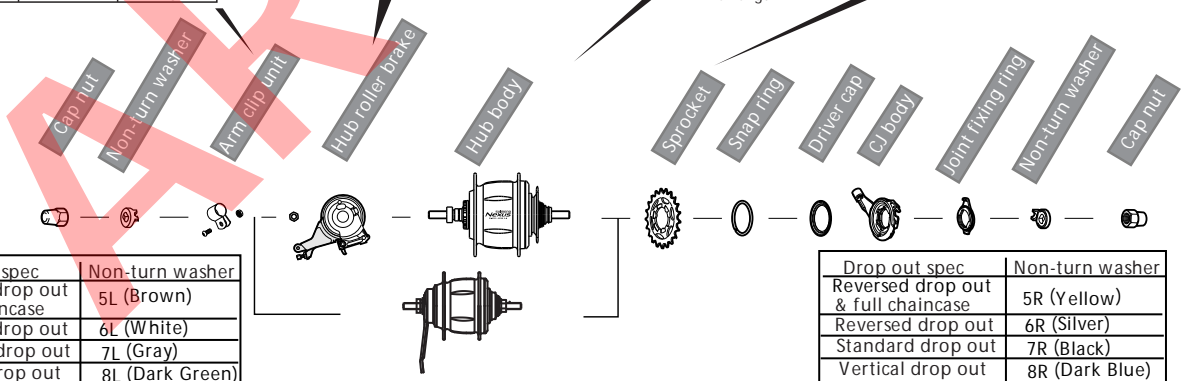
Hub body

		KSG8R-
SG-8R20	A=184mm	20A
SG-8R20	A=203mm	20AC
SG-8R20-VS	A=184mm	20VSA
SG-8R25	A=184mm	25A
SG-8R25-VS	A=184mm	25VSA

		KSG8C-
SG-8C20	A=184mm	20A

Sprocket

	DX (Chrome)	STD (black)
KSMGEAR-		
16T	16S	16L
18T	18S	18L
19T	19S	19L
20T	20S	20L
21T	21S	21L
22T	22S	22L
23T	—	23L



Drop out spec	Non-turn washer
Reversed drop out & full chaincase	5L (Brown)
Reversed drop out	6L (White)
Standard drop out	7L (Gray)
Vertical drop out	8L (Dark Green)

Drop out spec	Non-turn washer
Reversed drop out & full chaincase	5R (Yellow)
Reversed drop out	6R (Silver)
Standard drop out	7R (Black)
Vertical drop out	8R (Dark Blue)

KSM8R20- (for SG-8R20)

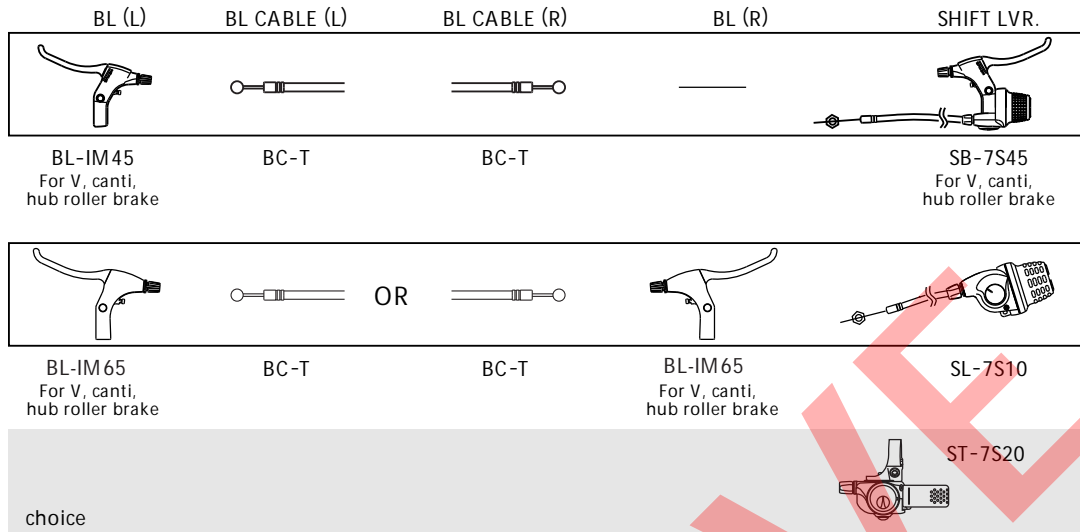
Part No.	Drop out spec	Non-turn washer	Arm clip unit	Hub roller brake	Hub body	Sprocket	Hub body	Sprocket	Hub body	Sprocket		
A0010A	○	5L	see arm clip unit chart	see HRB chart	see hub body chart	see sprocket chart	○	○	CJ-8S20	○	5R	○
A0020A	○	7L					○	○	CJ-8S20	○	7R	○
A0030S	○	5L					○	○	CJ-8S40	○	5R	○
A0040S	○	7L					○	○	CJ-8S40	○	7R	○
A0050S	○	6L					○	○	CJ-8S40	○	6R	○
A0110A	○	8L					○	○	CJ-8S20	○	8R	○
A0120S	○	8L					○	○	CJ-8S40	○	8R	○

KSM8C20- (for SG-8C20)

Part No.	Drop out spec	Non-turn washer	Arm clip unit	Hub roller brake	Hub body	Sprocket	Hub body	Sprocket	Hub body	Sprocket		
A0010A	○	5L	see arm clip unit chart	see HRB chart	see hub body chart	see sprocket chart	○	○	CJ-8S20	○	5R	○
A0020A	○	6L					○	○	CJ-8S20	○	6R	○
A0030A	○	7L					○	○	CJ-8S20	○	7R	○
A0040S	○	5L					○	○	CJ-8S40	○	5R	○
A0050S	○	6L					○	○	CJ-8S40	○	6R	○
A0060S	○	7L					○	○	CJ-8S40	○	7R	○

7 speed Roller (SG-7R46)

■ SB/ST/SL - BL - BL cable combination & part NO.



Brake Cable

BC-T	KBCTTYP****
------	-------------

Shifting Lever

SB-7S45	KSB7S45	C:canti V:v-brake	***: cable length	L:black S:silver	SS:for CJ-NX40 S:for CJ-NX10
SL-7S10	ASL7S10	***: cable length	L:black	SS:for CJ-NX40 S:for CJ-NX10	4:outer dia.
ST-7S20	KST7S20	***: cable length	L:black	SS:for CJ-NX40 SX:for CJ-NX10	

Brake lever

		Left hand side	Right hand side
		KBL-	
BL-IM45	V-brake canti	IM45VL	
BL-IM65	V-brake canti	IM65VL	IM65VR
		IM65CL	IM65CR

■ Small parts combination & part NO.

Arm Clip Unit

	DX (stainless)	STD (Chrome)	Coated
KSMCLIP-			
5/8"	CES	CE	CESL
11/16"	EES	EE	EESL
3/4"	BES	BE	BESL
15mm	GES	GE	GESL
22mm	KES	KE	KESL

Hub roller brake

	DX	STD
KBRIM-		
BR-IM41-R	41RFEDX	41RFE
BR-IM50-R	50RE7	
BR-IM70-R	70RE7	

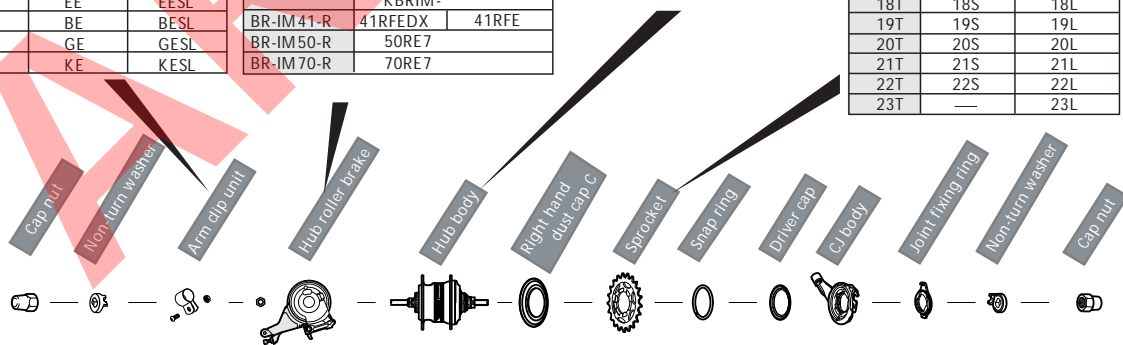
Hub body

		KSG7R46-
SG-7R46	A=182mm	AS
	A=202mm	AL

A : Axle Length

Sprocket

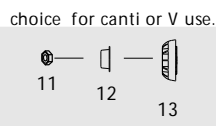
	DX (Chrome)	STD (black)
KSMGEAR-		
16T	16S	16L
18T	18S	18L
19T	19S	19L
20T	20S	20L
21T	21S	21L
22T	22S	22L
23T	—	23L



KSM7R45N-

	010H	020H	160S	150S	5L	7L	7L	5L	see arm clip unit chart	see HRB chart	see hub body chart	see sprocket chart	CJ-NX10	CJ-NX10	CJ-NX40	CJ-NX40	5R	7R	7R	5R	

5L (Brown)
7L (Gray)



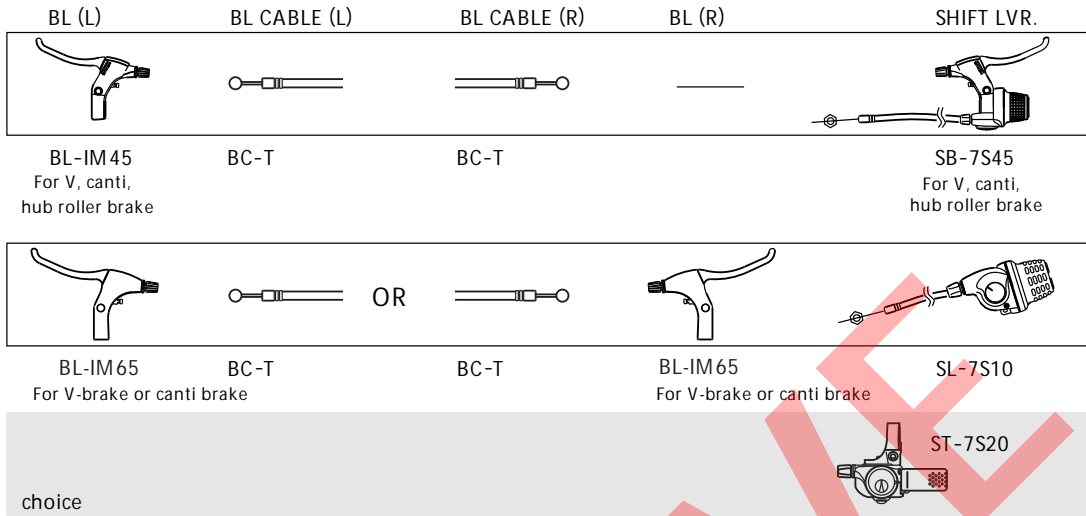
KSM7R42LD9010	
11	Locknut
12	Left hand dust cap A
13	Left hand dust cap B designed for 7 speed use only

5R (Yellow)
7R (Black)

see tech info.(P106) for choice.

7 speed Coaster (SG-7C16/18)

SB/ST/SL - BL - BL cable combination & part NO.



Brake Cable

BC-T	KBCTYP****
------	------------

Brake lever

Shifting Lever

SB-7S45	KSB7S45	C:canti V:v-brake	***: cable length	L:black S:silver	SS:for CJ-NX40 S :for CJ-NX10
SL-7S10	ASL7S10	***: cable length	L:black	SS:for CJ-NX40 S :for CJ-NX10	
ST-7S20	KST7S20	***: cable length	L:black	SS:for CJ-NX40 SX:for CJ-NX10	

		Left hand side	Right hand side
BL-IM45	V-brake canti	KBLIM45VL KBLIM45CL	
BL-IM65	V-brake canti	KBLIM65VL KBLIM65CL	KBLIM65VR KBLIM65CR
BL-IM32	normal	ABLIM32L	

Small parts combination & part NO.

Arm Clip Unit

	DX (stainless)	STD (Chrome)	Coated
KSMCLIP-			
5/8"	CES	CE	CESL
11/16"	EES	EE	EESL
3/4"	BES	BE	BESL
15mm	GES	GE	GESL
22mm	KES	KE	KESL

Hub body (Made in Japan)

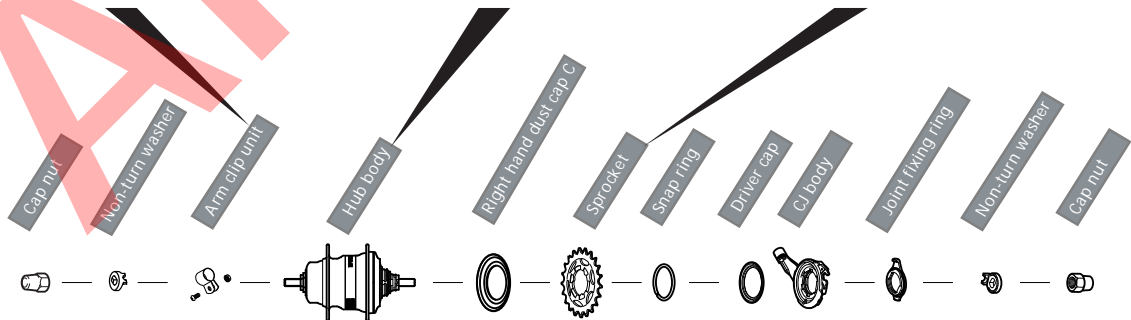
	KSG7C-
SG-7C16	16A
SG-7C16DX	16ADX

(Made in Czech)

SG-7C18 (satin plating)	ASG7C- 18ANR
-------------------------	-----------------

Sprocket

	DX (Chrome)	STD (black)
KSMGEAR-		
16T	16S	16L
18T	18S	18L
19T	19S	19L
20T	20S	20L
21T	21S	21L
22T	22S	22L
23T	—	23L



KSM7C25N-

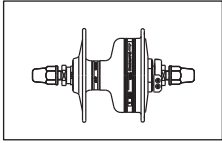
	020H	010H	080S	070S	5L	7L	see arm clip unit chart	see hub body chart	see sprocket chart	0	0	0	0	CJ-NX10	0	5R	0

5L (Brown)
7L (Gray)

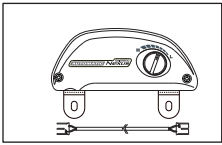
5R (Yellow)
7R (Black)

see tech info.(P90) for choice.


Auto-D w/Inter-3 Roller/Coaster (SG-3R40/3C41)



DH-3NA1
for AI-3S30

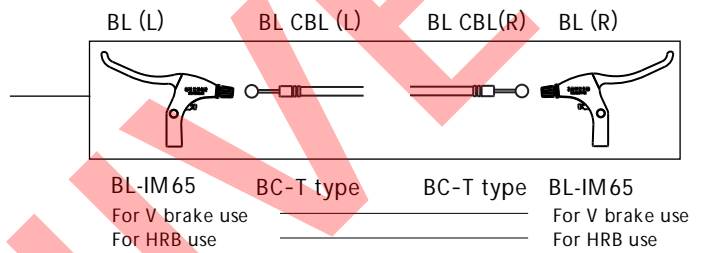


AI-3S30
W/EW-AI3S30
& SM-AI3S30



LS-AI3S30

AI-3S30 w/EW & SM	AAI3S30EPA
LS-AI3S30	ALSAI3S30 <input type="text" value="****: cable length"/> <input type="text" value="S: silver"/>



Brake lever

		Left hand side	Right hand side
BL-IM65	V brake	KBLIM65VL	KBLIM65VR
	canti	KBLIM65CL	KBLIM65CR

Brake Cable

BC-T	KBCTYP****
------	------------

■ Small parts combination for SG & part NO.

For Auto-D w/Inter-3, small parts combination for SG are same as for SG-3R40 , SG-3C41.

3 speed Roller (SG-3R40)

■ SB/ST/SL - BL - BL cable combination & part NO.

BL (L)	BL CABLE (L)	BL CABLE (R)	BL (R)	SHIFT LVR.	BELL CRANK
BL-IM32 Hub roller brake use	BC-T type	BC-T type		SB-3S30 Hub roller brake use	BELL CRANK3 (alloy) BELL CRANK4 (resin)
choice					
BL-M420 For V-brake	BC-T type	BC-T type	For V-brake	SL-3S35	BELL CRANK3 (alloy) BELL CRANK4 (resin)
choice					

Shifting Lever

SB-3S30	KSB3S30	***: cable length	L:black S:silver	E : outer dia. =4mm S5 : outer dia. =5mm
SB-3S30J	KSB3S30J	***: cable length	L:black	E : outer dia. =4mm S5 : outer dia. =5mm
SL-3S35	KSL3S35E	:black Y :yellow	***: cable length	L:black S : bell crank 3
SL-3S95	KSL3S95S	***: cable length	L:black	S :sealed

Brake lever

		Left hand side	Right hand side
BL-IM32	normal	ABLIM32L	
BL-M420		ABLM420L	ABLM420R

Brake Cable

BC-T	KBCTYP****
------	------------

■ Small parts combination & part NO.

Hub body

SG-3R40	36H	O=120mm	A=170mm	KSG3R40-		Push Rod Length
				DX	STD	
		O=126mm	A=176mm	A2070DX	A2070	81.85mm
		O=120mm	A=170mm	A2676DX	A2676	86.85mm
	28H	O=120mm	A=170mm	C2070DX	C2070	86.85mm
		O=120mm	A=189mm	C2089DX	C2089	90.75mm
		O=126mm	A=176mm	C2676DX		86.85mm

O : O.L.D / A : Axle Length

Arm Clip Unit

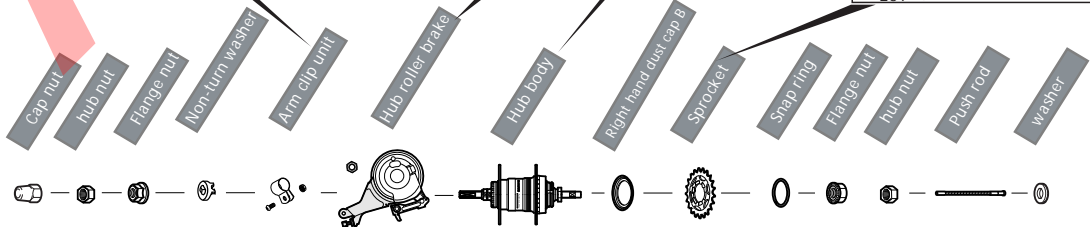
	DX (stainless)	STD (Chrome)	Coated
KSMCLIP-			
5/8"	CES	CE	CESL
11/16"	EES	EE	EESL
3/4"	BES	BE	BESL
15mm	GES	GE	GESL
22mm	KES	KE	KESL

Hub roller brake

	DX	STD
KBRIM-		
BR-IM31-R	31RJE(120mm) / 31RJE127(127mm)	
BR-IM31-R w/fin	31RFE(120mm) / 31RFE127(127mm)	
BR-IM41-R	41RFEDX	41RFE
BR-IM50-R		50RE
BR-IM70-R		70RE

Sprocket

	DX (Chrome)	STD (black)
KSMGEAR-		
15T	15FS3	15FL3
16T	16S	16L
18T	18S	18L
19T	19S	19L
20T	20S	20L
21T	21S	21L
22T	22S	22L
23T		23L

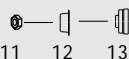


KSM3R40N-

FS010E			○	○	see arm clip unit chart	see hub roller brake chart	see hub body chart	○	○	○	○	○	○	81.85mm	
CS020E	○			○				○	○	○	○	○	○	81.85mm	
FLO30E		○						○	○	○	○	○	○	90.75mm	X3
CLO40E	○							○	○	○	○	○	○	90.75mm	X3
FM060E			○	○				○	○	○	○	○	○	86.85mm	
CM070E	○							○	○	○	○	○	○	86.85mm	

2:YELLOW

choice for canti or V use.





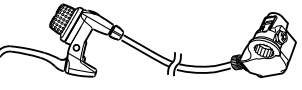




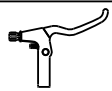





KSM3R40LD9010

11	Locknut
12	Left hand dust cap A
13	Left hand dust cap B for 3 and 4 speed

3 speed Coaster (SG-3C41)

■ SB/ST/SL - BL - BL cable combination & part NO.

BL (L)	BL CABLE (L)	BL CABLE (R)	BL (R)	SHIFT LVR.	BELL CRANK
 (Only for triple brake spec)					
BL-IM32 Not for V-brake	BC-T type	BC-T type		SB-3S30 Not for V-brake	Bell Crank3 (alloy) Bell Crank4 (resin)
choice				SB-3S30-J Not for V-brake (For kid)	
		OR 			
	BC-T type	BC-T type		SL-3S35	Bell Crank3 (alloy) Bell Crank4 (resin)
BL-IM32			BL-M420 For V-brake		
BL-M420 For V-brake choice				SL-3S95	

Shifting Lever

SB-3S30	KSB3S30	***: cable length	L:black S:silver	E : outer dia. =4mm S5 : outer dia. =5mm
SB-3S30J	KSB3S30J	***: cable length	L:black	E : outer dia. =4mm S5 : outer dia. =5mm
SL-3S35	ASL3S35E	:black Y :yellow	***: cable length	L:black S : bell crank 3 SB : bell crank 4
SL-3S95	KSL3S95S	***: cable length	L:black	S :sealed

Brake lever

		Left hand side	Right hand side
BL-IM32	normal	ABLIM32L	
BL-M420		ABLM420L	ABLM420R

Brake Cable

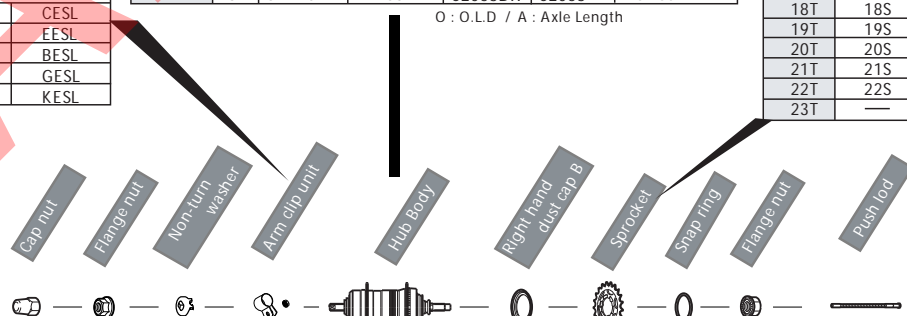
BC-T	KBCTTYP****
------	-------------

■ Small parts combination & part NO.

Arm Clip Unit				Hub body				Sprocket		
	DX (stainless)	STD (Chrome)	Coated	SG-3C41			DX	STD	Push Rod length	
				36H	O=120mm	A=168mm	A2068DX	A2068	81.85 mm	
					O=120mm	A=178mm	A2078	A2078	86.85 mm	
					O=127mm	A=175mm	A2775DX	A2775	86.85 mm	
				28H	O=120mm	A=168mm	C2068DX	C2068	81.85 mm	

O : O.L.D / A : Axle Length

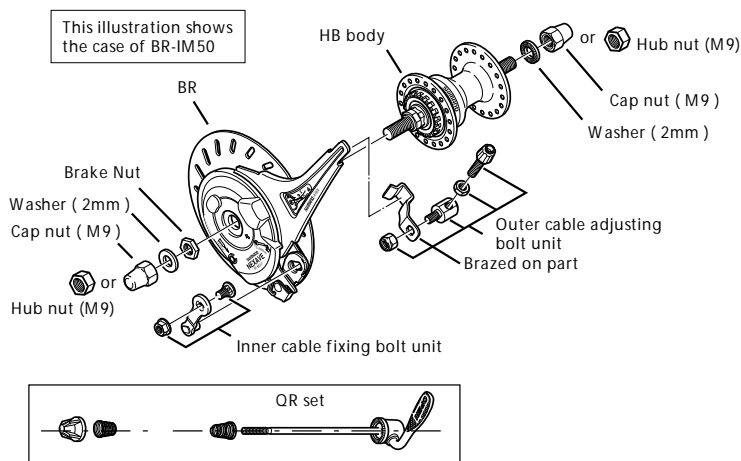
KSMGEAR-		
	DX (Chrome)	STD (black)
15T	15FS3	15FL3
16T	16S	16L
18T	18S	18L
19T	19S	19L
20T	20S	20L
21T	21S	21L
22T	22S	22L
23T	—	23L



KSM3C41N-											
	FS010E	CS020E	FL030E	CL040E	see arm clip unit chart	see hub body chart		see sprocket chart			
		○	○	○			○		○	○	81.85mm
		○	○	○			○		○	○	81.85mm
			○	○			○		○	○	86.85mm
		○		○			○		○	○	86.85mm

Front Hub roller brake (HB+BR) combination chart

■ Small parts combination & part NO.



Model number	type	Specification	Standard S-Part Number	Recommended Front Roller Brake and small parts			
				BR-IM75-F	BR-IM70-F	BR-IM50-F	BR-IM41-F
HB-IM70	QR	For 26 inches or more 36H, O.L.D.=100mm	AHBIM70A	KBRIM75FEA w/4mm(M10) locknut	KBRIM70FEA w/4mm(M10) locknut		
					KSMIM50F <KSMIM50FBRZD>		
HB-IM45	NUT	For 26 inches or more 36H, O.L.D.=100mm	KHBIM45PD	KBRIM75FEA1 w/3.5mm(M9) locknut	KBRIM70FEA2 w/3.5mm(M9) locknut	KBRIM50FE9 w/3.5mm(M9) locknut	KBRIM41FF / 41FFDX w/3.5mm(M9) locknut
				KSMIM41FNT	KSMIM50F <KSMIM50FBRZD>	KSMIM50F00030 <KSMIM50FBRZD>	KSMIM41F / 41FDX
HB-IM40	NUT	For 26 inches or more 36H, O.L.D.=100mm	KHBIM40PD	KBRIM75FEA1 w/3.5mm(M9) locknut	KBRIM70FEA2 w/3.5mm(M9) locknut	KBRIM50FE9 w/3.5mm(M9) locknut	KBRIM41FF / 41FFDX w/3.5mm(M9) locknut
				KSMIM41FNT	KSMIM50F <KSMIM50FBRZD>	KSMIM50F00030 <KSMIM50FBRZD>	KSMIM41F / 41FDX

KSMIM50F	Outer cable adjusting bolt unit and Inner cable fixing bolt unit
KSMIM50F00030	Outer cable adjusting bolt unit, Inner cable fixing bolt unit and Hub nuts
KSMIM41FNT	Cap nut (M9) X2 and 2mm washer x2.
KSMIM41F	Outer cable adjusting bolt unit, inner cable fixing bolt unit, cap nut (M9) x 2 and 2mm washer x2
KSMIM41FDX	DX type, outer cable adjusting bolt unit, inner cable fixing bolt unit, cap nut (M9) x 2 and 2mm washer x2
KSMIM50FBRZD	Brazed on parts only

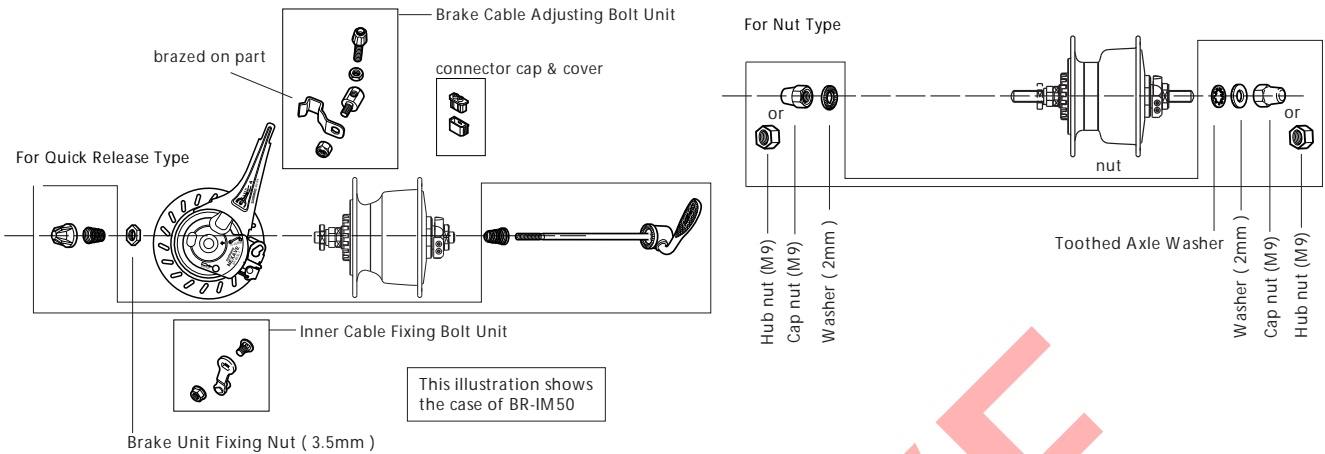
Model number	type	Specification	Standard S-Part Number	Recommended Front Roller Brake
				BR-C050-IM-F
HB-IM20-E	NUT	For 26 inches or more 36H,Black O.L.D.=100mm	AHBIM20EDMXL Note2	KBRC050IMFE Note1
HB-IM20-EC	NUT	For 20-24 inches and kid use only 36H,Black O.L.D.=100mm	AHBIM20ECDMXL Note2	KBRC050IMFE Note1

Note1: includes outer adjusting bolt unit and inner fixing bolt unit
 Note2: includes hub nuts.

Note 3
 This combination chart shows standard combination only.
 For more information, please contact to Shimano sales staff.

Hub Dynamo + Hub Roller Brake

Small parts combination & part NO.



Model number	Type	Specification	Standard S-Part Number	Recommended Front Roller Brake and small parts			
				BR-IM75-F	BR-IM70-F	BR-IM50-F	BR-IM41-F
DH-3RB1	QR	For Cyber Nexus O.L.D.=100mm 3.0W 36H 32H	ADH3RB1A ADH3RB1B	KBRIM75FEA w/4mm(M10) locknut	KBRIM70FEA w/4mm(M10) locknut KSMIM50F <KSMIM50FBRZD>	Not Good	Not Good
DH-3R40	QR	O.L.D.=100mm 36H,3.0W Clear coating Silver color	ADH3R40AA ADH3R40AB	KBRIM75FEA w/4mm(M10) locknut	KBRIM70FEA w/4mm(M10) locknut KSMIM50F <KSMIM50FBRZD>	Not Good	Not Good
DH-3R40	NUT	O.L.D.=100mm 36H,3.0W Clear coating Silver color	ADH3R40DA ADH3R40DB	KBRIM75FEA1 w/3.5mm(M9) locknut KSMIM41FNT	KBRIM70FEA2 w/3.5mm(M9) locknut KSMIM50F KSMIM41FNT <KSMIM50FBRZD>	Not Good	Not Good
DH-2R40	NUT	O.L.D.=100mm 36H, 2.4W Clear coating Silver color	ADH2R40DA ADH2R40DB	KBRIM75FEA1 w/3.5mm(M9) locknut KSMIM41FNT	KBRIM70FEA2 w/3.5mm(M9) locknut KSMIM50F KSMIM41FNT <KSMIM50FBRZD>	Not Good	Not Good
DH-2R30-E	NUT	O.L.D.=100mm 36H, 2.4W	ADH2R30EDA	KBRIM75FEA1 w/3.5mm(M9) locknut KSMIM41FNT	KBRIM70FEA2 w/3.5mm(M9) locknut KSMIM50F <KSMIM50FBRZD>	Not Good	Not Good
HB-NX50	QR	O.L.D.=100mm 36H,3.0W	AHBNX50A33	KBRIM75FEA w/4mm(M10) locknut	KBRIM70FEA w/4mm(M10) locknut KSMIM50F <KSMIM50FBRZD>	KBRIM50FE w/4mm(M10) locknut KSMIM50F <KSMIM50FBRZD>	Not Good
HB-NX50	NUT	O.L.D.=100mm 36H, 3.0W	AHBNX50D	KBRIM75FEA1 w/3.5mm(M9) locknut KSMIM41FNT	KBRIM70FEA2 w/3.5mm(M9) locknut KSMIM50F KSMIM41FNT <KSMIM50FBRZD>	KBRIM50FE9 w/3.5mm(M9) locknut KSMIM50F00030 <KSMIM50FBRZD>	KBRIM41FF / 41FFDX w/3.5mm(M9) locknut KSMIM41F / 41FDX
KSMIM50F		Outer cable adjusting bolt unit and Inner cable fixing bolt unit					
KSMIM50F00030		Outer cable adjusting bolt unit, Inner cable fixing bolt unit and Hub nuts					
KSMIM41FNT		Cap nut (M9) X2 and 2mm washer x2,					
KSMIM41F		Outer cable adjusting bolt unit, inner cable fixing bolt unit, cap nut (M9) x 2 and 2mm washer x2					
KSMIM41FDX		DX type, outer cable adjusting bolt unit, inner cable fixing bolt unit, cap nut (M9) x 2 and 2mm washer x2					
KSMIM50FBRZD		Braze on parts only					

Model number	type	Specification	Standard S-Part Number	Recommended Front Roller Brake
				BR-C050-IM-F
HB-C050-DR	NUT	O.L.D.=100mm 36H,6V, 2.4W	AHBC050DRAD	KBRC050IMFE
			Note 2	Note1
HB-C050-DRC	NUT	For 20-24 inches For kid use only		
		O.L.D.=100mm 36H,6V, 2.4W	AHBC050DRCD	KBRC050IMFE
			Note 2	Note1

Note1: includes outer adjusting bolt unit and inner fixing bolt unit
Note2: includes hub nuts.

Note 3

This combination chart shows standard combination only.
For more information, please contact to Shimano sales staff.