

**ARCHIVE**

This information was updated on February 20, 2006. Shimano makes no warranty with respect to this information, including without limitation any warranty on the accuracy of measures, specifications and compatibility of the current products. Regarding any modification and new product information after February 20, 2006, please refer to the Shimano Business Customer Web Site or directly contact the sales person of our company.

# SHIMANO

**2006-2007**

**Products**

**Line up Chart**

All information in this Products Lineup chart is confidential and has been given to you for the sole of your product development staff.

This information should not be photo copied.

Specifications are subject to change with out prior notice.

Issued on Feb. 20, 2006

SHIMANO INC.

Printed in Japan

# INDEX

---



..... NEW model



..... Minor change

## Mountain Bike

XTR P. 2

SAINT P. 3

DEORE XT P. 4

HONE P. 5

DEORE LX P. 6

SHIMANO DEORE P. 7

ALIVIO P. 8

ACERA/ALTUS P. 9

## BMX

DXR P.10

## Comfort

NEXAVE C810 P.11

NEXAVE C530: INTEGO P.12

NEXAVE C500 P.13

NEXAVE T300 P.14

## Tourney series

3x7 speed P.15

3x6 speed P.16

7 speed SIS P.17

6 speed SIS P.18

## Road Bike

DURA-ACE P.19

ULTEGRA P.20

105 P.21

TIAGRA P.22

SORA P.23

2200/A050 P.24

## Folding Bike

CAPREO P.25

ALFINE P.26

## NEXUS

Cyber Nexus P.27

INTER-8 P.28

INTER-7 P.29

AUTO-D (w/ INTER-3) P.30

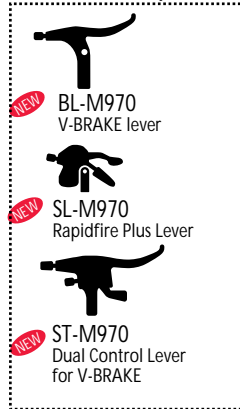
INTER-3 P.31



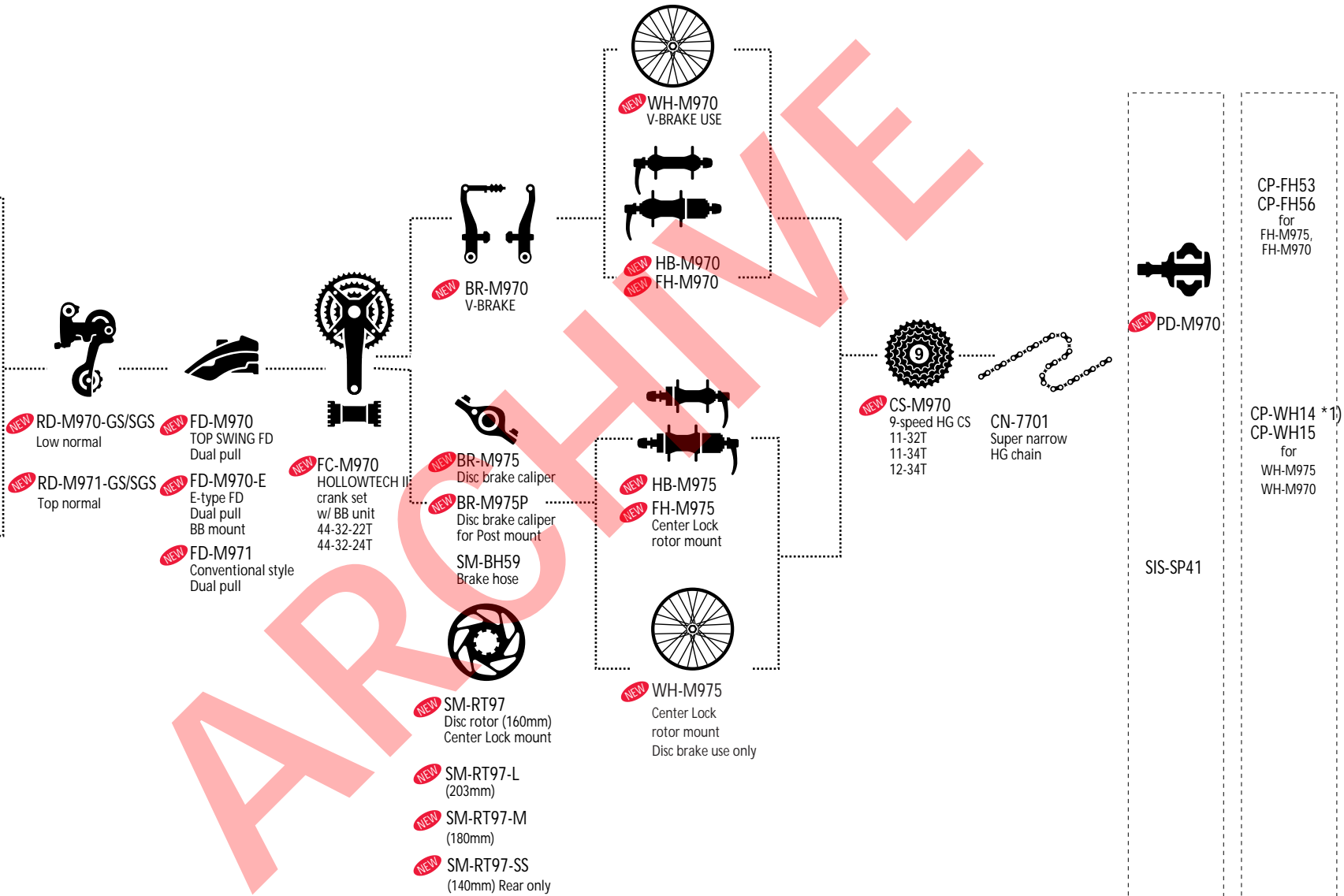
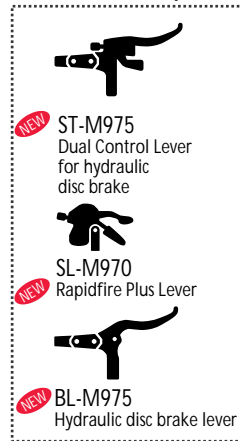
# XTR

## 27-SPEED

### V-BRAKE spec



### Disc brake spec




\*1) CP-WH14 : for CS-M970 (11-32T/11-34T/12-34T)  
for CS-M760 (11--34T/12-34T)  
CP-WH15 : for CS-M760 (11-32T)

# Saint

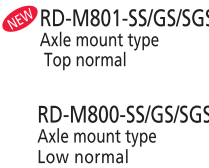
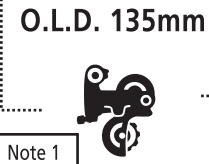
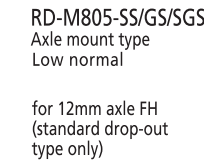
27-SPEED

O.L.D. 150mm

For 83 mm BB Shell width



ST-M800  
Dual Control Lever  
for hydraulic  
disc brake



Note 1

NEW RD-M801-SS/GS/SGS  
Axle mount type  
Top normal


RD-M800-SS/GS/SGS  
Axle mount type  
Low normal



FD-M805  
TOP SWING FD  
Dual pull  
Multi clamp  
FD-M806  
conventional style  
Dual pull  
Multi clamp



FC-M805-3  
HOLLOWTECH II  
crankset  
w/BB unit  
44-32-22T



FD-M760-E  
TOP SWING FD  
Dual pull  
BB mount

FC-M805-2  
32-22T  
HOLLOWTECH II  
crankset w/BB unit  
Bash guard

FC-M805-1  
HOLLOWTECH II  
crankset  
34/38/41/42/43/44/46T  
w/BB unit



NEW FH-M806  
12mm axle type  
Oversized Center Lock  
mount  
OLD=150mm



NEW HB-M801  
20 mm axle type  
Oversized Center Lock  
mount



NEW FH-M801  
10mm axle type  
Oversized Center Lock  
mount  
OLD=135mm



BR-M800  
Disc brake caliper

SM-RT80  
Disc rotor (203mm)  
Oversized Center Lock  
mount

SM-RT80-S  
Disc rotor (160mm)  
Oversized Center Lock  
mount

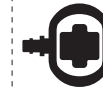
SM-BH63  
Brake hose



CS-M760  
9-speed  
HG CS



CN-HG93  
Super narrow  
HG chain



PD-M647  
PD-MX30

CP-FH75

SIS-SP41  
Shifting outer  
cable housing


For 68/73 mm BB shell width



FD-M760A-6  
TOP SWING FD  
Dual pull  
Multi clamp  
FD-M761A-6  
conventional style  
Dual pull  
Multi clamp



FC-M800-3  
HOLLOWTECH II  
crankset w/BB unit  
44-32-22T



FD-M760-E  
TOP SWING FD  
Dual pull  
BB mount

FC-M800-2  
32-22T  
HOLLOWTECH II  
crankset w/BB unit  
Bash guard

FC-M800-1  
HOLLOWTECH II  
crankset  
34/38/41/42/43/44/46T  
w/BB unit

Note 1

2 types of RD are available for RD-M801/  
RD-M800. One is for BMX drop-out  
The other is for Standard drop-out.

NEW SL-M760  
RAPIDFIRE-PLUS shifter

# DEORE XT

## STI 27-SPEED



ST-M766  
Dual Control Lever  
for hydraulic  
disc brake



ST-M761  
Dual Control Lever  
for V-BRAKE



**NEW** SL-M760  
RAPIDFIRE-PLUS shifter



RD-M760-GS/SGS  
Low normal

**NEW**

RD-M761-GS/SGS  
Top normal

Chainstay angle (degree)	
66-69	63-66
 FD-M760A-6 TOP SWING FD 44/48T Dual pull Multi clamp	 FD-M760A-3 TOP SWING FD 44/48T Dual pull Multi clamp
 FD-M760-E TOP SWING FD 44T BB-mount Dual pull	 FD-M761A-3 Conventional style 44/48T Dual pull Muti clamp
 FD-M761A-6 Conventional style 44/48T Dual pull Muti clamp	 FD-M761A-3 Conventional style 44/48T Dual pull Muti clamp



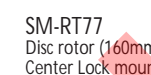
FC-M760  
HOLLOWTECH II  
crankset w/ BB unit  
44-32-22T



FC-M761  
HOLLOWTECH II  
crankset w/ BB unit  
Chaincase compatible  
48-36-26T  
44-32-22T



BR-M765  
Brake caliper



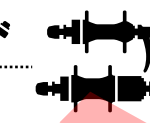
SM-RT77  
Disc rotor (160mm)  
Center Lock mount



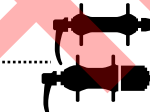
SM-BH63  
Brake hose



BR-M760  
V-BRAKE



HB-M765  
FH-M765  
For disc brake  
Center Lock  
rotor mount



HB-M760  
FH-M760



CS-M760  
9-speed CS  
11-32T  
11-34T



CN-HG93  
Super narrow  
HG chain

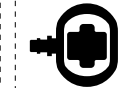


WH-M765  
Center Lock  
rotor mount


CP-WH10 \*1)  
CP-WH11  
for complete  
wheel



PD-M970  
PD-M540



PD-M647



PD-M545



PD-M324

SIS-SP41  
Shifting outer  
cable housing



SM-SP17  
(SM-SP18)

CP-FH56  
CP-FH53

BL-M765  
Hydraulic disc brake lever  
Shimano logo

BL-M740  
V-BRAKE lever  
Shimano logo

FD-M750  
TOP SWING FD  
44/48T  
CL:47.5/50mm

FD-M750-E  
TOP SWING FD  
44/46T  
BB-mount  
CL:47.5/50mm

FD-M751  
Conventional style  
44/48T  
CL:47.5/50mm

SM-RT77-L  
Disc rotor (203mm)  
Center Lock mount

SM-RT62-M  
Disc rotor (180mm)  
Center Lock mount

SM-RT75-S  
Disc rotor (160mm)  
6-bolts rotor mount

**NEW** SM-RT75-MA  
Disc rotor (180mm)  
6-bolts rotor mount

SM-RT75-DH  
Disc rotor (203mm)  
6-bolts rotor mount

HB-M756  
FH-M756  
6-bolts  
Rotor mount

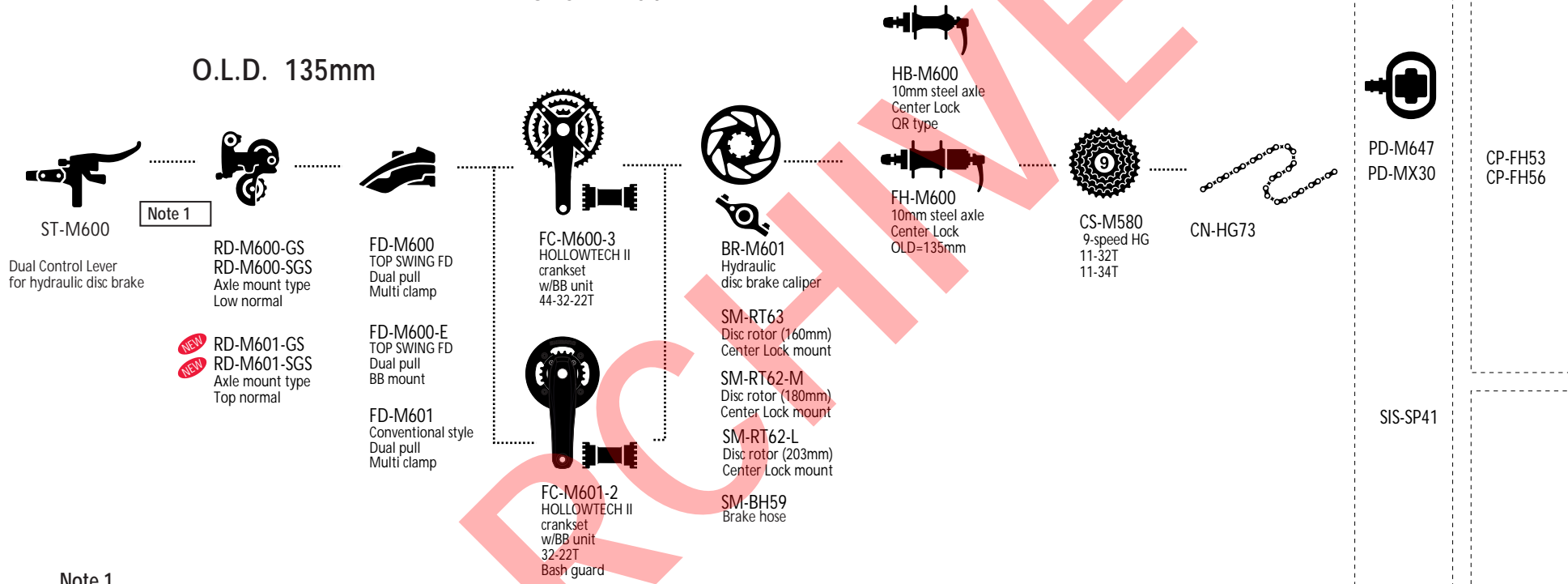
\*1) CP-WH10 : for CS-M760 (12-34T/11-34T)  
CS-M970/ (11-32T/11-34T/12-34T)  
CP-WH11 : for CS-M760 (11-32T)

# Hone

## 27-SPEED M600 series

For 68/73mm  
BB Shell Width

O.L.D. 135mm



Note 1  
2 types of RD are available.  
One is for BMX drop-out  
The other is for Standard drop-out.

# DEORE LX (Mega 9 drivetrain 27-speed)

## STI 27-SPEED



ST-M585  
Dual Control Lever  
for hydraulic  
disc brake



ST-M580  
Dual Control Lever  
for V-BRAKE



SL-M580  
RAPIDFIRE-PLUS shifter

BL-M585  
Hydraulic  
disc brake lever

BL-M571  
V-BRAKE lever  
Deore LX logo



RD-M580-SGS  
RD-M580-GS  
Low normal

**NEW**  
RD-M581-SGS  
RD-M581-GS  
Top normal

Chainstay angle (degree)	
66-69	63-66
 FD-M580A-6 TOP SWING FD for 44/48T Dual pull Multi clamp	 FD-M580A-3 TOP SWING FD for 44/48T Dual pull Multi clamp
 FD-M580-E TOP SWING FD for 44T BB-mount	
 FD-M581A-6 Conventional style for 44/48T Dual pull Multi clamp	 FD-M581A-3 Conventional style for 44/48T Dual pull Multi clamp



FC-M580  
HOLLOWTECH II  
crankset  
w/ BB unit  
44-32-22T



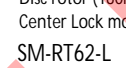
FC-M581  
HOLLOWTECH II  
crankset  
w/ BB unit  
Chaincase compatible  
48-36-26T  
44-32-22T



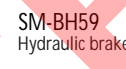
BR-M585  
Brake caliper



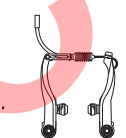
SM-RT63  
Disc rotor (160mm)  
Center Lock mount



SM-RT62-M  
Disc rotor (180mm)  
Center Lock mount

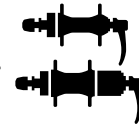


SM-RT62-L  
Disc rotor (203mm)  
Center Lock mount



BR-M580  
V-BRAKE  
Cartridge shoe

SM-RT61  
Conventional  
disc rotor (160 mm)



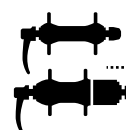
HB-M585  
FH-M585  
For Disc brake  
Center Lock  
rotor mount



CS-M580  
9-speed CS  
11-32T  
11-34T

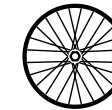


CN-HG73  
Super narrow  
HG chain



HB-M580  
FH-M580

HB-M525  
FH-M525  
Conventional  
disc rotor mount  
Shimano logo



WH-M565  
MTB use  
Center Lock  
rotor mount

WH-T565  
Trekking use  
Center Lock  
rotor mount

CP-WH10 \*1)  
CP-WH11  
for complete  
wheel



**NEW** WH-M505

CP-WH12 \*1)  
CP-WH13



PD-M540  
PD-M520



PD-M647



PD-M545



PD-M324

SIS-SP41

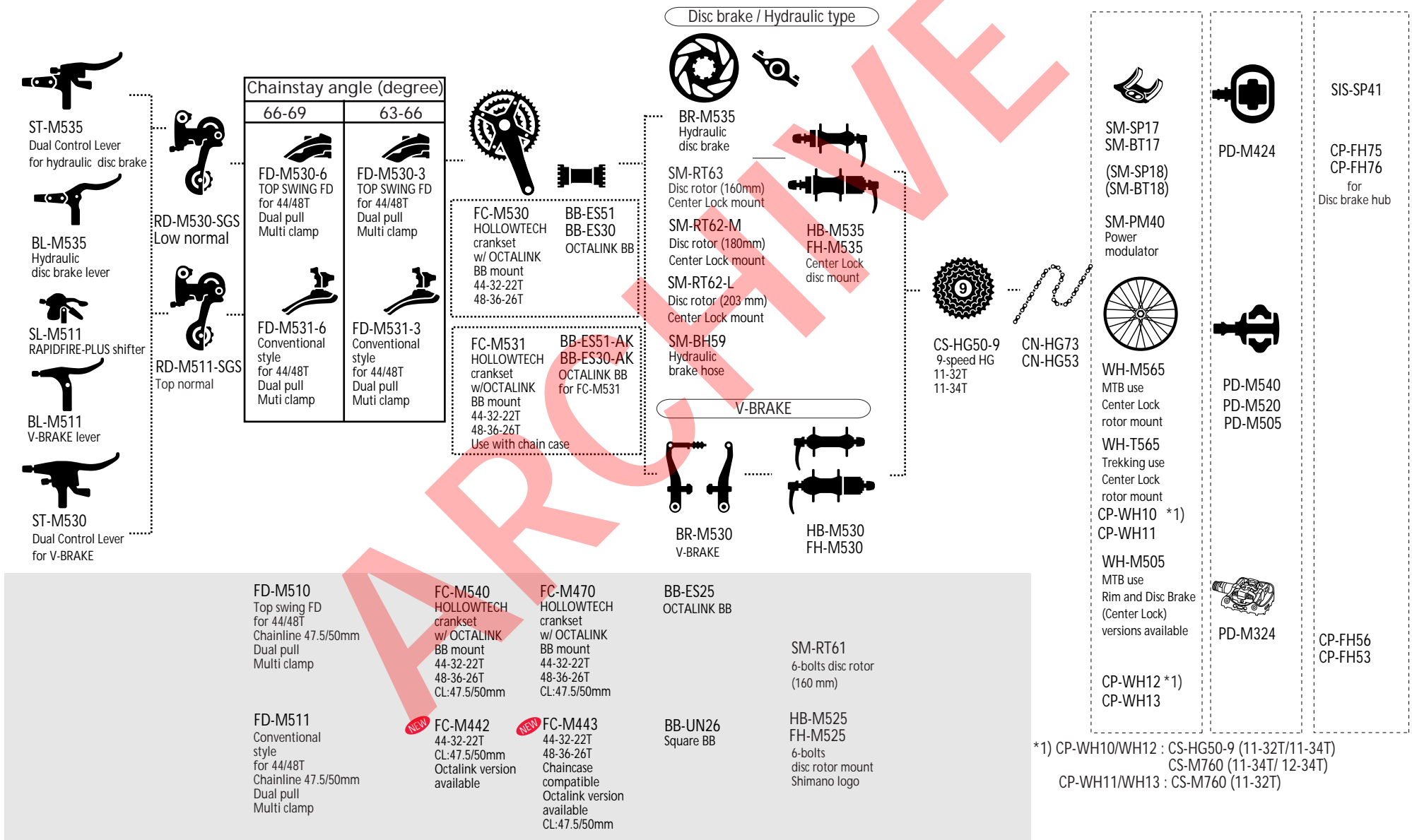


SM-SP17  
(SM-SP18)

CP-FH56  
CP-FH53

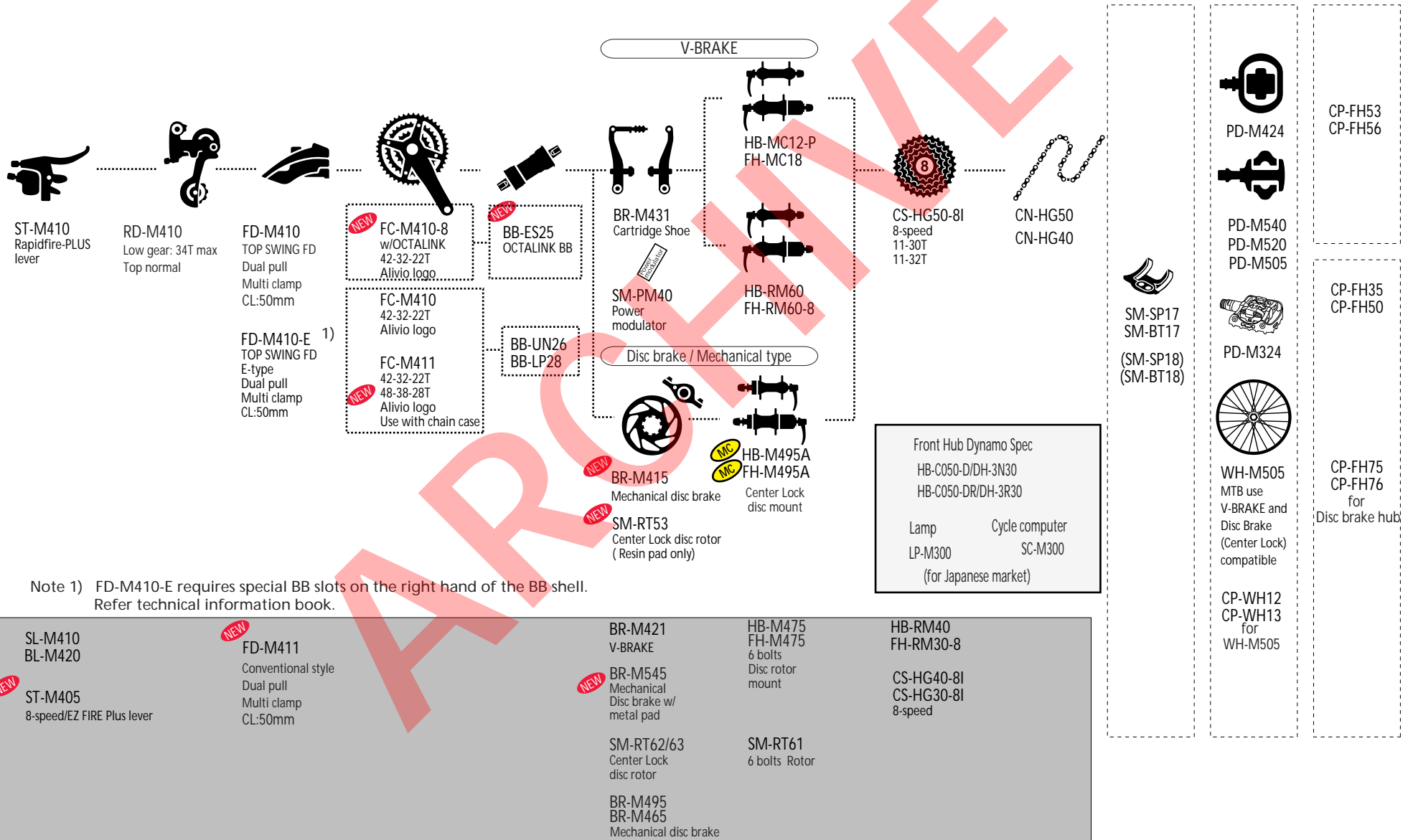
\*1) CP-WH10/WH12 : for CS-M580/CS-HG70-9/CS-HG50-9  
for CS-M760 (11-34T/12-34T)  
CP-WH11/WH13 : for CS-M760 (11-32T)

# Deore (Mega-9 drivetrain 27-speed)



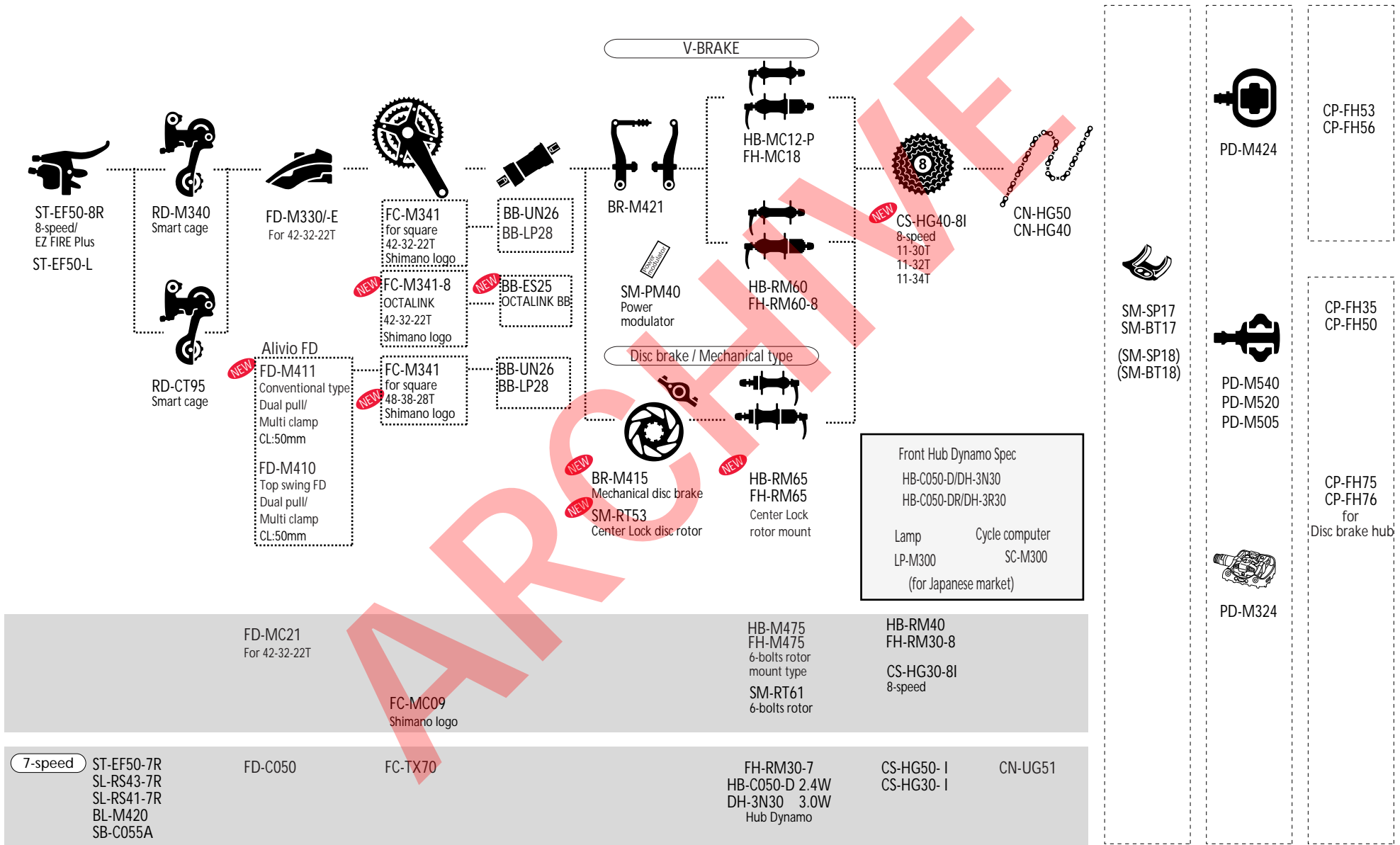


# Alivio series (Front HG drivetrain 24-speed)




Note 1) FD-M410-E requires special BB slots on the right hand of the BB shell.  
Refer technical information book.

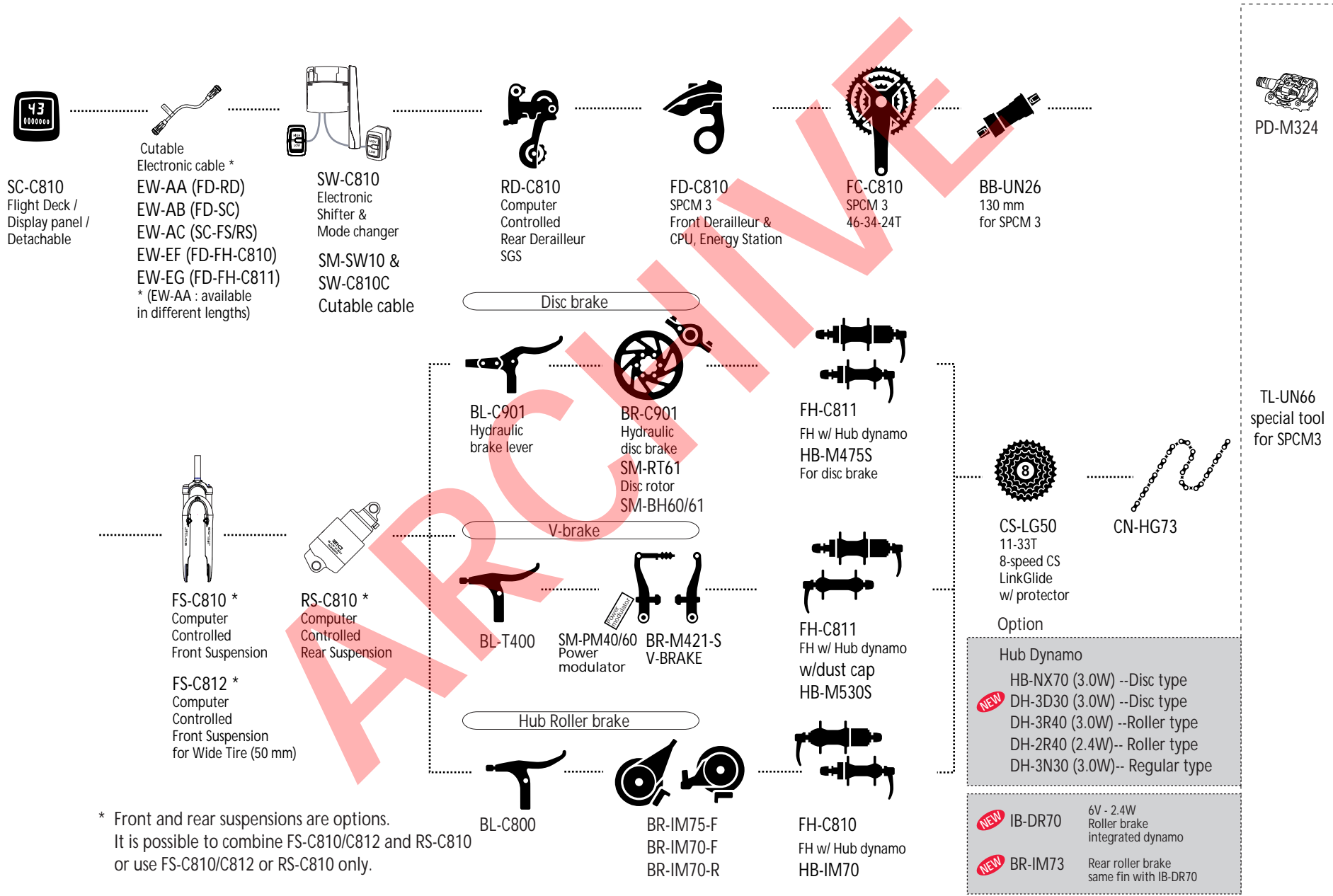
# Acera/Altus series (Front HG drivetrain 24-speed)



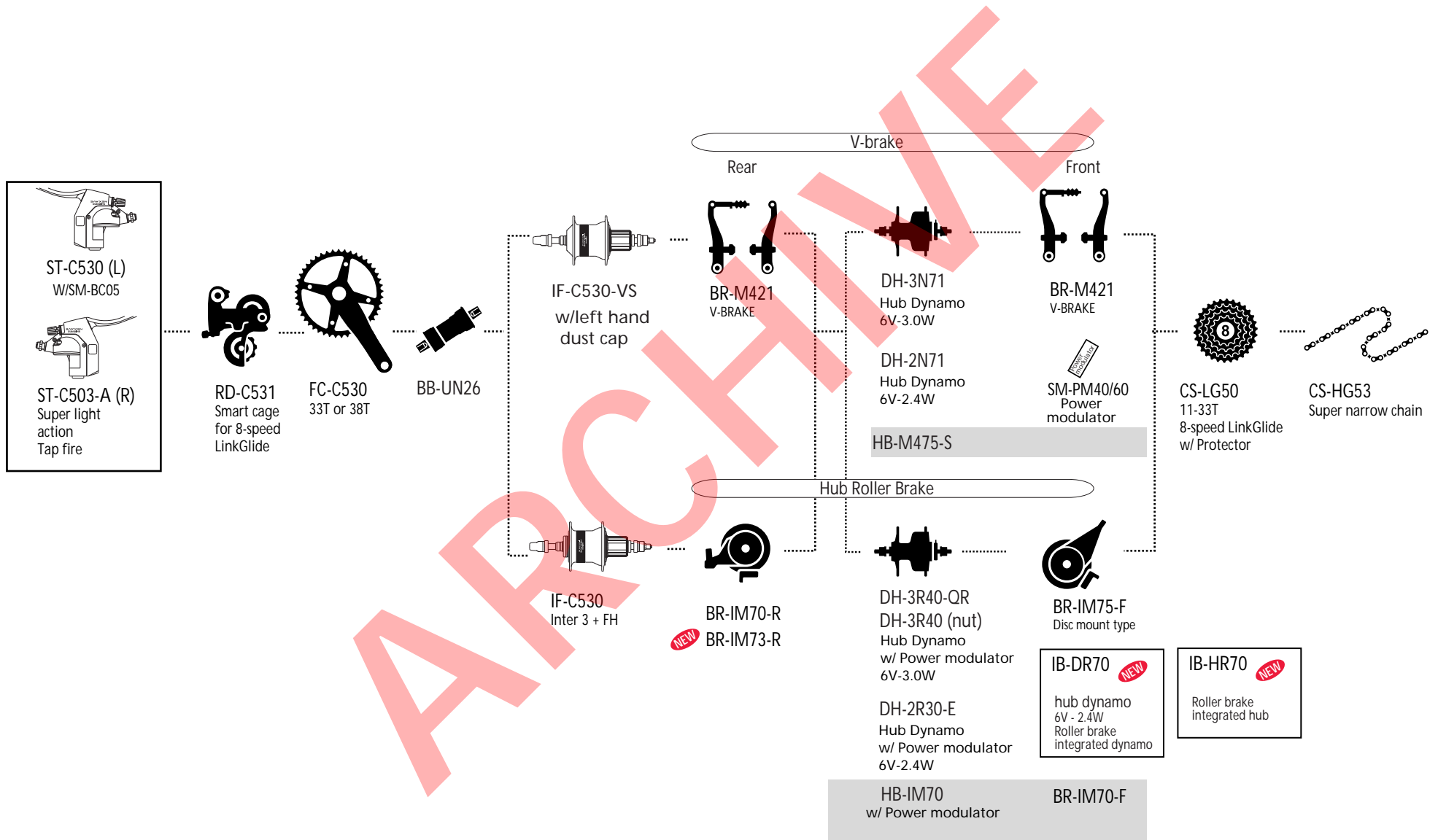
# DXR



# NEXAVE C810 (Di2)

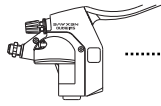


# NEXAVE C530 Intego



# NEXAVE C500 ( 3X8 speed LinkGlide )

## SPCM 3 (FD)



ST-C505 (L)  
Special for  
SPCM 3

ST-C503-A (R)  
Super light  
action  
Tap fire



RD-C505  
smart cage  
for 8S LinkGlide



FD-C505  
SPCM 3



FC-C505  
SPCM 3  
46-34-24T



BB-UN26  
130 mm  
for SPCM 3

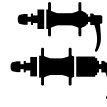
## Disc brake / Mechanical type



BR-M465  
Mechanical  
disc brake  
SM-RT61  
Disc rotor



SM-PM50  
Power  
modulator



HB-M475  
FH-M475

Option

Hub Dynamo

HB-NX70  
Hub dynamo  
w/ Disc mount  
6V-3.0W

DH-3D30-QR  
DH-3D30-NT



CS-LG50  
11-33T  
8S LinkGlide  
w/ Protector



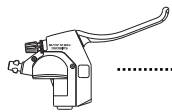
CN-HG53  
Super narrow chain



PD-M324

TL-UN66  
special tool  
for SPCM3

## Normal FD



ST-C503-A(L&R)  
Super light  
action  
Tap fire



RD-C505  
smart cage  
for 8S LinkGlide



FD-M510  
Dual pull  
Multi clamp  
Top Swing



FC-C510  
46-34-24T



BB-UN26  
123SP

## V-brake



BR-M421  
V-BRAKE



HB-M530  
FH-M530



SM-PM40/60  
Power  
modulator

Option

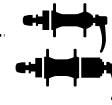
DH-3N71  
DH-3N30  
hub dynamo  
6V-3.0W

DH-2N71  
DH-2N30-E  
hub dynamo  
6V-2.4W

## Roller brake



BR-IM75-F  
BR-IM70-R  
BR-IM73-R  
Hub roller brake



HB-IM70  
FH-IM70  
For hub roller brake  
Roller clutch FH  
Power Modulator  
front hub

IB-DR70 **NEW**  
hub dynamo  
6V - 2.4W  
Roller brake  
integrated dynamo

IB-HR70 **NEW**  
Roller brake  
integrated hub

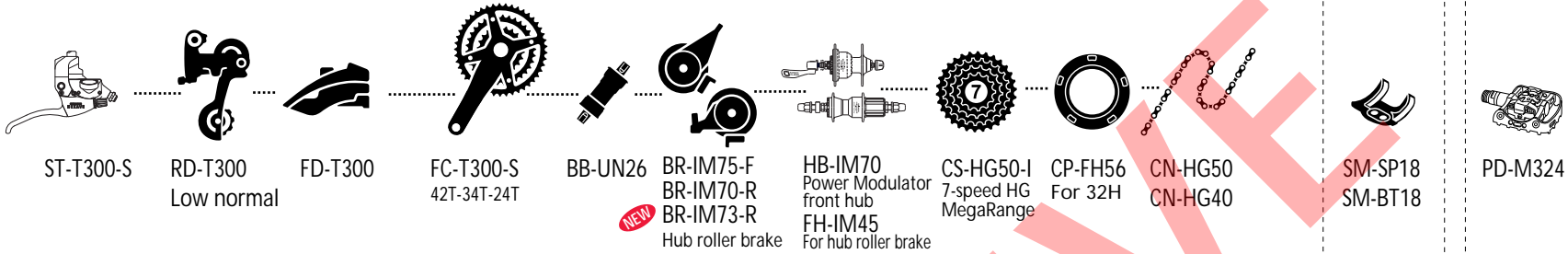
Option  
BR-IM70-F

DH-3R40-QR  
DH-3R40 (nut)  
hub dynamo  
6V - 3.0W  
w/ Power  
modulator

DH-2R30-E  
hub dynamo  
6V - 2.4W  
w/ Power  
modulator

# NEXAVE T300

## FRONT HG 21-SPEED HUB ROLLER BRAKE



ST-T300-S

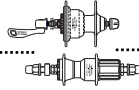
RD-T300  
Low normal

FD-T300

FC-T300-S  
42T-34T-24T

BB-UN26

BR-IM75-F  
BR-IM70-R  
BR-IM73-R  
Hub roller brake



HB-IM70  
Power Modulator  
front hub  
FH-IM45  
For hub roller brake



CS-HG50-I  
7-speed HG  
MegaRange



CP-FH56  
For 32H



CN-HG50  
CN-HG40



SM-SP18  
SM-BT18



PD-M324

BL-T400

FD-T301  
For FC-T303

FC-T303  
48T-38T-28T

BR-IM70-F  
Hub roller brake

DH-3R40-QR  
DH-3R40 (nut)  
hub dynamo  
6V - 3.0W  
w/ Power modulator

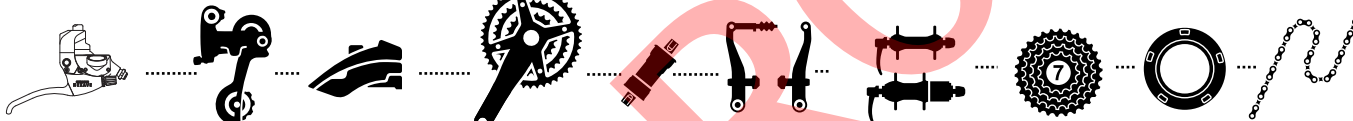
CP-FH53  
For 36H

IB-DR70 **NEW**  
hub dynamo  
6V - 2.4W  
Roller brake  
integrated dynamo

IB-HR70 **NEW**  
Roller brake  
integrated hub

DH-2R30-E (nut)  
HB-C050-DR  
hub dynamo  
6V - 2.4W  
w/ Power modulator

## FRONT HG 21-SPEED V-BRAKE



ST-T300-S

RD-T300  
Low normal

FD-T300

FC-T300-S  
42T-34T-24T

BB-UN26

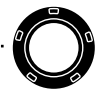
BR-M421  
SM-PM40/60  
Power Modulator



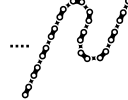
FH-T300  
Roller clutch  
HB-RM60QR



CS-HG50-I  
7-speed HG  
MegaRange



CP-FH56  
For 32H



CN-HG50  
CN-HG40

FD-T301  
For FC-T303

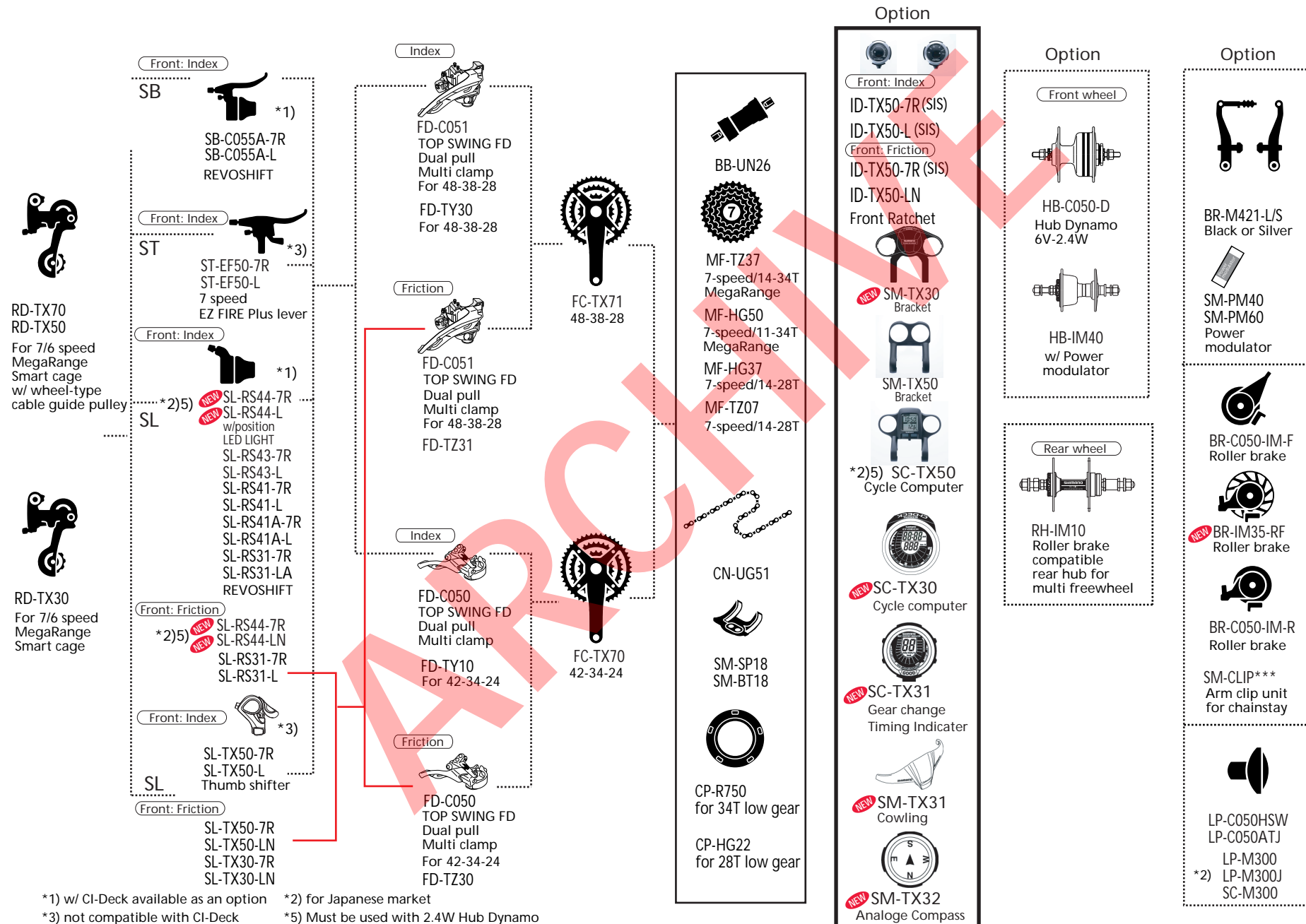
FC-T303  
48T-38T-28T

**NEW**  
DH-3N30  
DH-3N20  
hub dynamo  
6V-3.0W

CP-FH53  
For 36H

DH-2N30-E  
HB-C050-D  
hub dynamo  
6V-2.4W

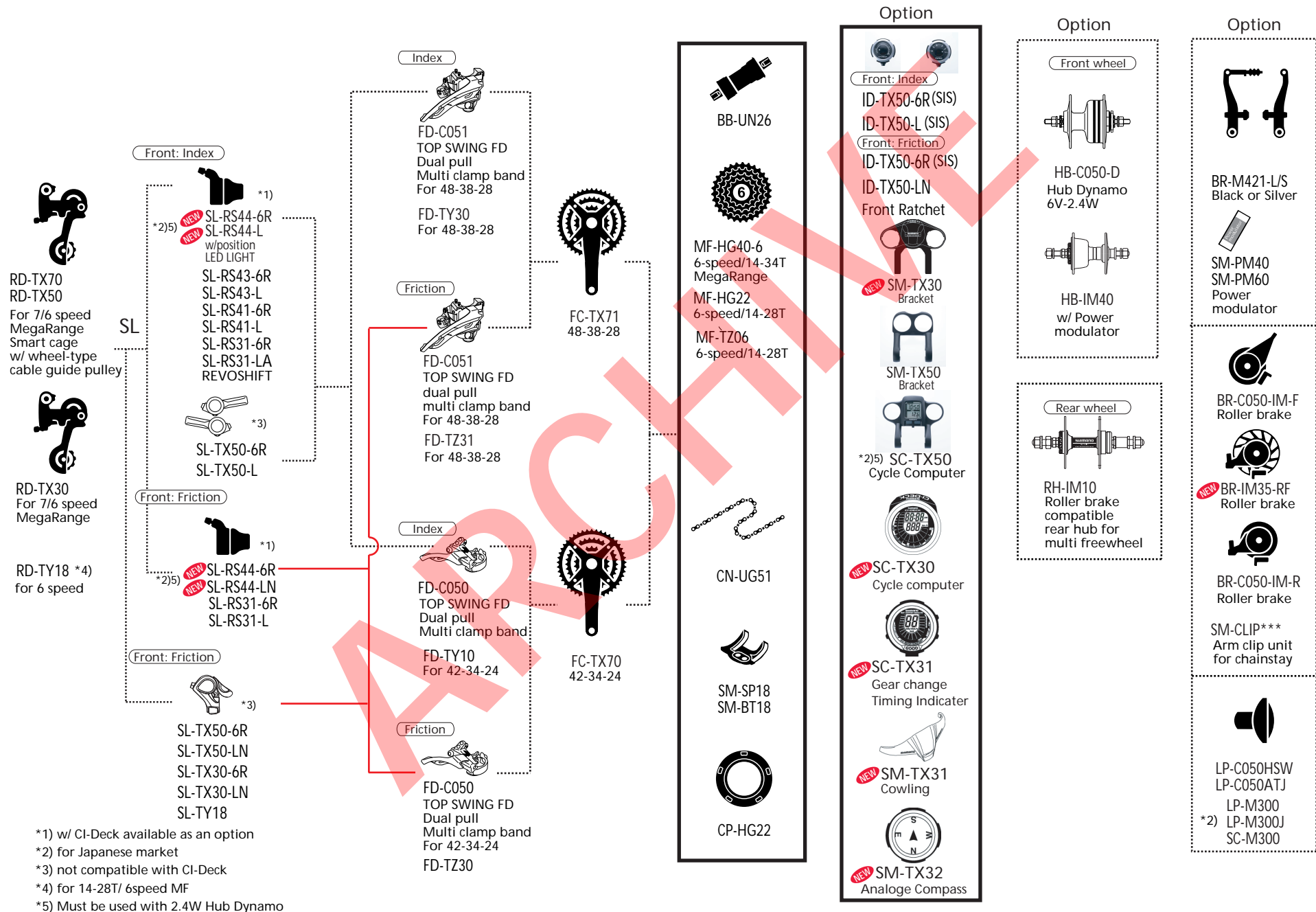
# Tourney series (3x7 speed)



\*1) w/ CI-Deck available as an option \*2) for Japanese market  
\*3) not compatible with CI-Deck \*5) Must be used with 2.4W Hub Dynamo



# Tourney series (3x6 speed)



# Tourney series (7 speed)



RD-TX70  
RD-TX50  
For 7/6 speed  
MegaRange  
Smart cage  
w/ wheel-type  
cable guide pulley

RD-TX30  
For 7/6 speed  
MegaRange

RD-FT30  
for Single front  
chainwheel only  
w/ wheel-type  
cable guide pulley  
Max rear Sprocket:28T  
Total capacity:17T

\*1)  
\*2)5) **NEW** SL-RS44-7R  
w/position  
LED LIGHT  
SL-RS43-7R  
SL-RS41-7R  
SL-RS41A-7R  
SL-RS31-7R  
REVOSHIFT

\*3)  
SL-TX50-7R  
SL-TX30-7R  
SL-TY22-7R  
Thumb shifter

MF-TZ37  
7-speed/14-34T  
MegaRange

MF-TZ07  
7-speed/14-28T

CN-UG51

CN-UG51

SM-SP18  
SM-BT18

SM-SP18  
SM-BT18

CP-R750  
for 34T low gear  
CP-HG22  
for 28T low gear

CP-HG22  
for 28T low gear

Option

Front: Index  
ID-TX50-7R (SIS)  
ID-TX50-L (SIS)

Front: Friction  
ID-TX50-7R (SIS)  
ID-TX50-LN  
Front Ratchet

**NEW** SM-TX30  
Bracket

SM-TX50  
Bracket

\*2)5) SC-TX50  
Cycle Computer

**NEW** SC-TX30  
Cycle computer

**NEW** SC-TX31  
Gear change  
Timing Indicator

**NEW** SM-TX31  
Cowling

**NEW** SM-TX32  
Analogue Compass

Option

Front wheel

HB-C050-D  
Hub Dynamo  
6V-2.4W

HB-IM40  
w/ Power  
modulator

Rear wheel

RH-IM10  
Roller brake  
compatible  
rear hub for  
multi freewheel

Option

BR-M421-L/S  
Black or Silver

SM-PM40  
SM-PM60  
Power  
modulator

BR-C050-IM-F  
Roller brake

**NEW** BR-IM35-RF  
Roller brake

BR-C050-IM-R  
Roller brake

SM-CLIP\*\*\*  
Arm clip unit  
for chainstay


LP-C050HSW  
LP-C050ATJ  
LP-M300  
LP-M300J  
SC-M300


\*2)


\*1) w/ CI-Deck available as an option    \*2) for Japanese market  
\*3) not compatible with CI-Deck    \*5) Must be used with 2.4W Hub Dynamo

# Tourney series (6 speed)



- 

RD-TX70  
RD-TX50  
For 7/6 speed  
MegaRange  
Smart cage  
w/ wheel-type  
cable guide pulley
- 

RD-TX30  
For 7/6 speed  
MegaRange
- 

RD-FT30  
for Single front  
chainwheel only  
w/ wheel-type  
cable guide pulley  
Max rear Sprocket:28T  
Total capacity:17T
- RD-TY18 \*4)  
for 6 speed

\*1)

\*2)5) **NEW** SL-RS44-6R  
w/position  
LED LIGHT  
SL-RS43-6R  
SL-RS41-6R  
SL-RS31-6R  
REVOSHIFT

\*3)

SL-TX50-6R  
SL-TX30-6R  
SL-TY22-6R  
SL-TY18

Thumb shifter

**6**

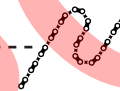
MF-HG22  
6-speed/14-28T  
MF-TZ06  
6-speed/14-28T



CP-R750  
for 34T low gear  
CP-HG22  
for 28T low gear

**6**

MF-HG22  
6-speed/14-28T  
MF-TZ06  
6-speed/14-28T



CP-HG22  
for 28T low gear

## Option

**Front: Index**

ID-TX50-6R (SIS)  
ID-TX50-L (SIS)

**Front: Friction**

ID-TX50-6R (SIS)  
ID-TX50-LN

Front Ratchet

**NEW** SM-TX30  
Bracket

SM-TX50  
Bracket

\*2)5) SC-TX50  
Cycle Computer

**NEW** SC-TX30  
Cycle computer

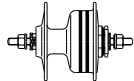
**NEW** SC-TX31  
Gear change  
Timing Indicator

**NEW** SM-TX31  
Cowling

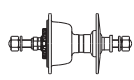
**NEW** SM-TX32  
Analoge Compass

## Option

**Front wheel**




HB-C050-D  
Hub Dynamo  
6V-2.4W




HB-IM40  
w/ Power  
modulator

**Rear wheel**




RH-IM10  
Roller brake  
compatible  
rear hub for  
multi freewheel


## Option




BR-M421-L/S  
Black or Silver




SM-PM40  
SM-PM60  
Power  
modulator



BR-C050-IM-F  
Roller brake




**NEW** BR-IM35-RF  
Roller brake



BR-C050-IM-R  
Roller brake

SM-CLIP\*\*\*  
Arm clip unit  
for chainstay

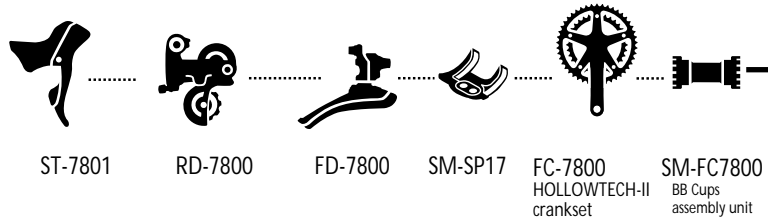


LP-C050HSW  
LP-C050ATJ  
LP-M300  
\*2) LP-M300J  
SC-M300

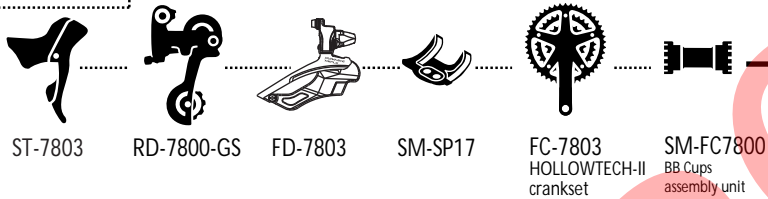
\*1) w/ CI-Deck available as an option \*2) for Japanese market  
\*3) not compatible with CI-Deck \*4) for 14-28T/ 6speed MF  
\*5) Must be used with 2.4W Hub Dynamo

# DURA-ACE

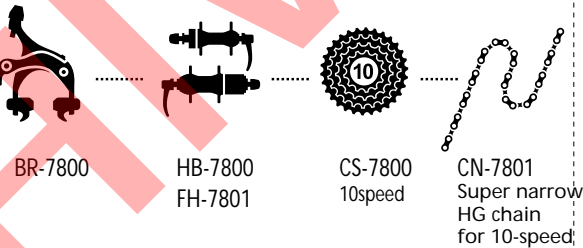
## 20-SPEED



## 30-SPEED



SC-6502 Cycle Computer  
SM-SC70 Bracket/sensor kit wireless



WH-7801-SL Wheel set

CP-FH05  
CP-FH06  
CP-FH31  
CP-FH35

SIS-SP41

WH-7801-C Carbon Wheel set

**NEW** WH-7801-C 50mm deep Carbon Wheel set



DH-2N71 Hub Dynamo 6V-2.4W

CP-WH20-A

for 20/30-speed

SL-7800 } BL-R600  
SL-BS78 }  
ST-R700  
STI lever w / reach adjust

for 20-speed flat handlebar bicycle

**NEW** SL-R770 } FD-R770  
BL-R770 }

for 30-speed flat handlebar bicycle

**NEW** SL-R770 } FD-R773  
BL-R770 }

for 20-speed

**NEW** FC-R700 HOLLOWTECH-II crankset w/BB unit 50-34T

**NEW** BR-R505 Disc brake Center Lock rotor mount



SM-RT63 Center Lock mount rotor

BR-R600 long reach caliper brake



BR-R550 \* Cantilever brake



\* Linkwire should be ordered separately.  
A-LWTYPE (59.5mm)  
A-LWZTYF (64.5mm)

**NEW** HB-R505



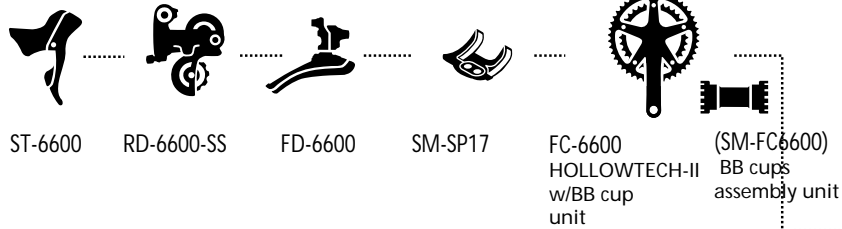
**NEW** FH-R505



For Disc brake Center Lock rotor mount OLD: 135mm (Refer to technical information)

# SHIMANO ULTEGRA

## 20-SPEED



ST-6600

RD-6600-SS

FD-6600

SM-SP17

FC-6600  
HOLLOWTECH-II  
w/BB cup  
unit

(SM-FC6600)  
BB cups  
assembly unit



SC-6502  
Cycle Computer  
SM-SC70  
Bracket/  
sensor kit  
wireless



BR-6600



HB-6600  
FH-6600



CS-6600  
10speed



CN-6600  
Super narrow  
HG chain  
for 10-speed

 HP-6500	 PD-6610	 SP-6600 Ultegra logo
 SIS-SP41	 WH-6600 Ultegra logo	 SP-R600 Shimano logo
 CP-FH05 CP-FH06 CP-FH31 CP-FH35	 WH-R601 Shimano logo	 CP-WH20-A
 DH-3N71 Hub Dynamo 6V-3.0W	 WH-3N71-Road (front wheel w/ hub dynamo)	 DH-2N71 Hub Dynamo 6V-2.4W

## 30-SPEED



ST-6603

RD-6600-GS

FD-6603

SM-SP17

FC-6603  
HOLLOWTECH-II  
w/BB cup unit

(SM-FC6600)  
BB cups  
assembly unit

### for 20/30 speed

SL-7800  
SL-BS78  
ST-R700  
STI lever w/ reach adjust

for 20-speed flat handlebar bicycle

SL-R770  
BL-R770

for 30-speed flat handlebar bicycle

SL-R770  
BL-R770

### for 20-speed

FC-R700  
HOLLOWTECH-II  
w/BB cup unit  
50-34T

**NEW** BR-R505  
Disc brake  
Center Lock  
rotor mount



SM-RT63  
Center Lock  
mount rotor

BR-R600  
Long reach  
Caliper brake

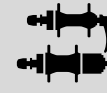


BR-R550 \*  
Cantilever  
brake



\* Linkwire should be ordered separately.  
A-LWTYPE (59.5mm)  
A-LWZTYF (64.5mm)

**NEW** HB-R505



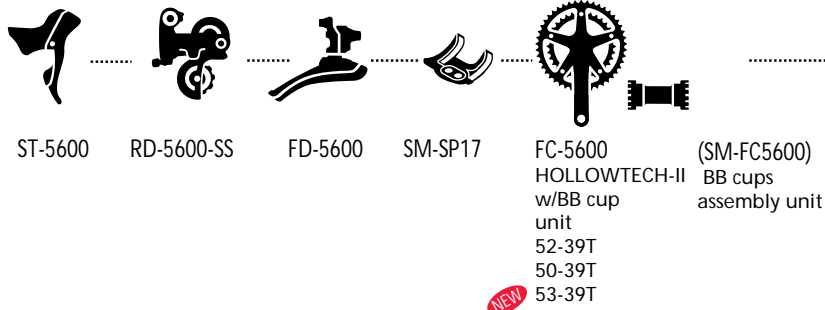
**NEW** FH-R505



For Disc brake  
Center Lock  
rotor mount  
OLD:135mm  
(Refer to technical information)

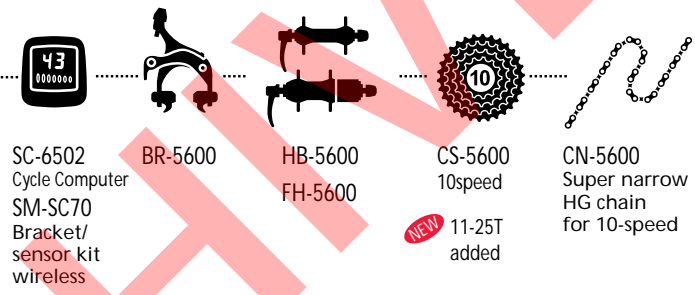
# SHIMANO 105

## 20-SPEED



ST-5600 RD-5600-SS FD-5600 SM-SP17 FC-5600 HOLLOWTECH-II w/BB cup unit  
 52-39T 50-39T 53-39T (SM-FC5600) BB cups assembly unit

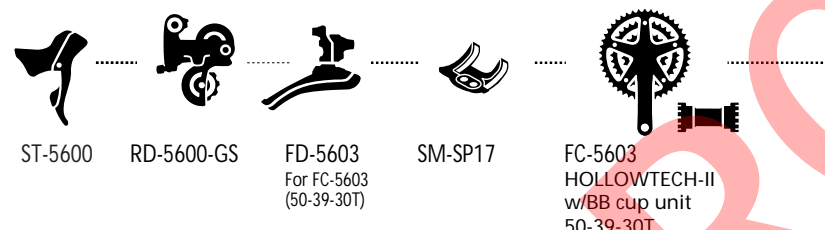
NEW



SC-6502 Cycle Computer SM-SC70 Bracket/sensor kit wireless  
 BR-5600 HB-5600 FH-5600 CS-5600 10speed 11-25T added  
 CN-5600 Super narrow HG chain for 10-speed

NEW

## 30-SPEED



ST-5600 RD-5600-GS FD-5603 For FC-5603 (50-39-30T) SM-SP17 FC-5603 HOLLOWTECH-II w/BB cup unit  
 50-39-30T

NEW

for 20/30 speed  
 SL-7800 BL-R600  
 SL-BS78  
 ST-R700  
 STI lever w / reach adjust  
 for 20-speed flat handlebar bicycle  
 SL-R770 BL-R770 FD-R770  
 for 30-speed flat handlebar bicycle  
 SL-R770 BL-R770 FD-R773-0(50-39-30)

NEW

NEW

for 20-speed  
 FC-R700 HOLLOWTECH-II w/BB cup unit  
 50-34T

FC-R600 w/BB cup unit  
 50-34T

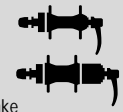
NEW

BR-R505 Disc brake Center Lock rotor mount  
 SM-RT63 Center Lock mount rotor



NEW

HB-R505 FH-R505 For Disc brake Center Lock rotor mount OLD:135mm (refer to technical information)



BR-R600 Long reach Caliper brake



BR-R550 \* Cantilever brake

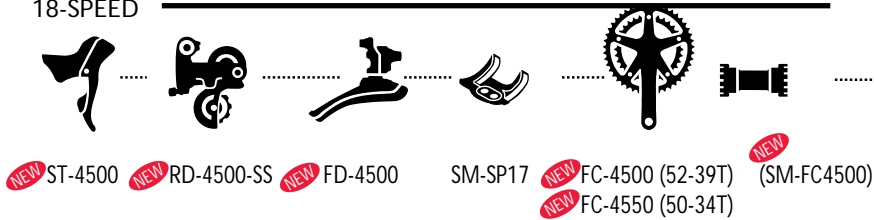


\* Linkwire should be ordered separately.  
 A-LWTYPE (59.5mm)  
 A-LWZTYF (64.5mm)

HP-5501 S/L	NEW PD-5600 SPD-SL pedal	SP-R600
	PD-A520 SPD pedal	CP-FH05 CP-FH06 CP-FH31 CP-FH35
SIS-SP41	NEW WH-5600 105 logo Wheel set	
	NEW WH-R580 Shimano logo Wheel set	
	NEW WH-R561 WH-R550 Shimano logo Wheel set CP-WH20-A	
DH-3N71 Hub Dynamo: 6V-3.0W		
DH-2N71 Hub Dynamo: 6V-2.4W		WH-3N71-road Front wheel w/hub dynamo

# SHIMANO TIAGRA

## 18-SPEED

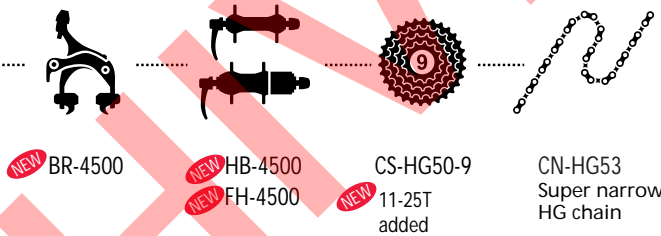


SL-7700 ..... BL-R400  
SL-BS77 .....

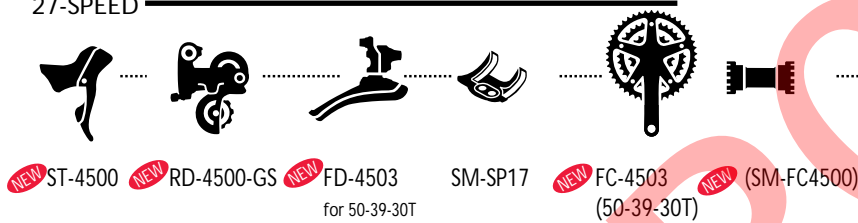
For flat handle bar



NEW FC-4550-S  
w/ Shimano logo  
50-34T

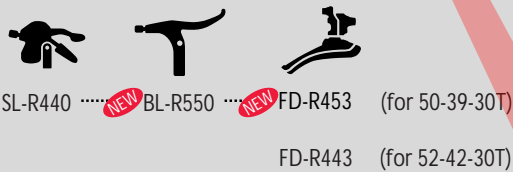


## 27-SPEED



SL-BS77 ..... BL-R400

For flat handle bar



NEW BR-R505 Disc brake  
SM-RT63 Center Lock mount rotor



BR-A550-57 long reach w/ Shimano logo




BR-R550 \* Cantilever brake



\* Linkwire should be ordered separately.  
A-LWTYPE (59.5mm)  
A-LWZTYF (64.5mm)

NEW HB-R505  
NEW FH-R505  
For Disc brake Center Lock rotor mount OLD: 135mm (Refer to technical information)



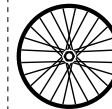
DH-3N71 Hub Dynamo 6V-3.0W

DH-2N71 Hub Dynamo 6V-2.4W



PD-R540 SPD-SL pedal

PD-A520 SPD pedal



WH-R561 WH-R550 wheel set CP-WH20-A

WH-R500A WH-R500 CP-FH02 for 21-25T CP-FH35 for 27T

WH-3N71-road Front wheel w/hub dynamo

CP-FH01  
CP-FH02  
CP-FH31  
CP-FH35

# SHIMANO SORA

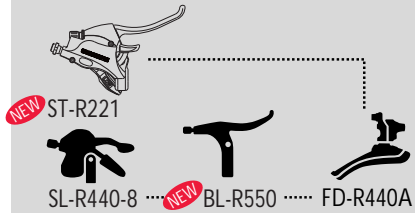
## 16-SPEED



MC ST-3300-A  
MC RD-3300-A-SS  
MC FD-3300-A  
 SM-SP17  
MC FC-3301-A OCTALINK  
NEW BB-ES25 OCTALINK

SL-R400 ..... BL-R400

For flat handle bar



NEW ST-R221  
 SL-R440-8  
NEW BL-R550 ..... FD-R440A

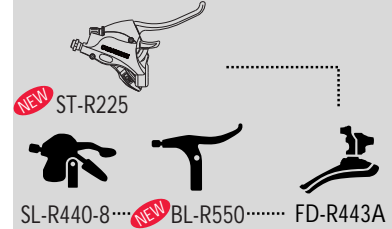
## 24-SPEED



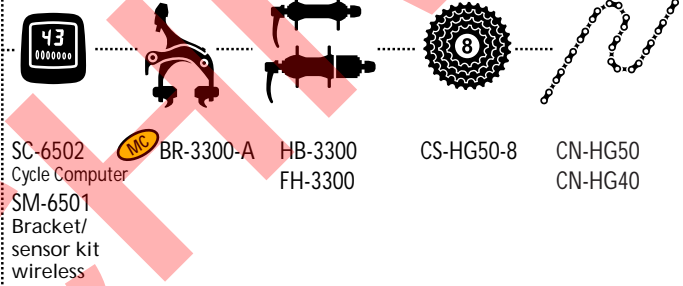
MC ST-3304-A  
MC RD-3300-A-GS  
MC FD-3304-A  
 SM-SP17  
MC FC-3304-A OCTALINK  
NEW BB-ES25 OCTALINK

SL-R400 ..... BL-R400

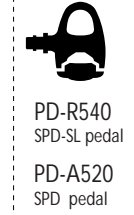
For flat handle bar



NEW ST-R225  
 SL-R440-8  
NEW BL-R550 ..... FD-R443A



SC-6502 Cycle Computer  
 SM-6501 Bracket/sensor kit wireless  
MC BR-3300-A  
 HB-3300 FH-3300  
 CS-HG50-8  
 CN-HG50  
 CN-HG40



PD-R540 SPD-SL pedal  
 PD-A520 SPD pedal



WH-R500A  
 WH-R500 wheel set

CP-FH02 for 21-25T  
 CP-FH35 for 27T

CP-FH01  
 CP-FH02  
 CP-FH31  
 CP-FH35



BR-A550-57 long reach w/ Shimano logo



BR-R550 \* Cantilever brake

\* Linkwire should be ordered separately.  
 A-LWTYPE (59.5mm)  
 A-LWZTYF (64.5mm)

MC : New color version (current color version also available)



# 2200

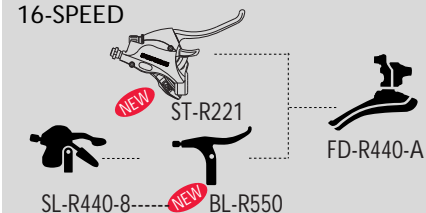
## 16-SPEED

For drop handle bar



For down tube shift  
SL-R400-----BL-R400

For flat handle bar  
16-SPEED

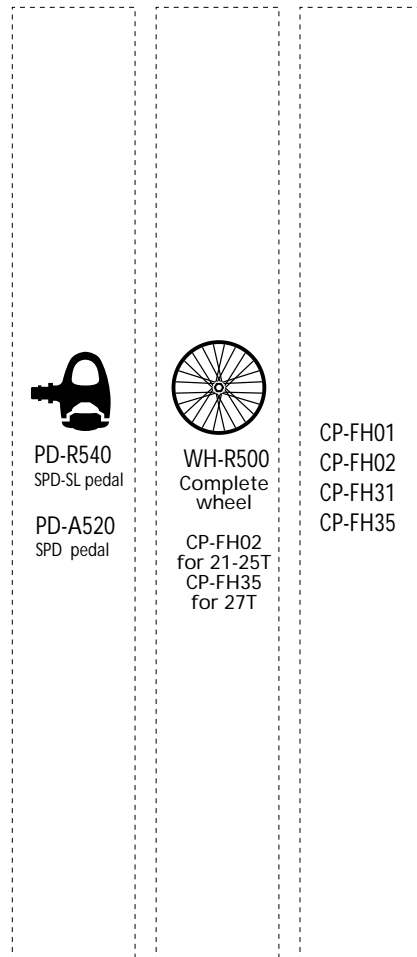
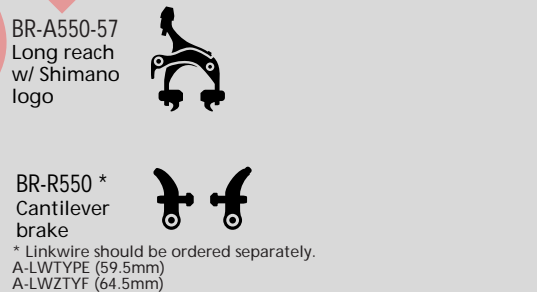
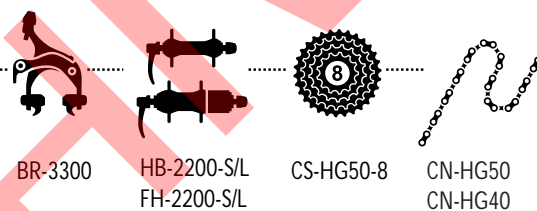
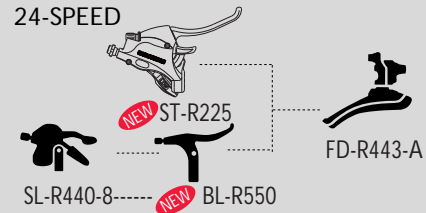


## 24-SPEED

For drop handle bar

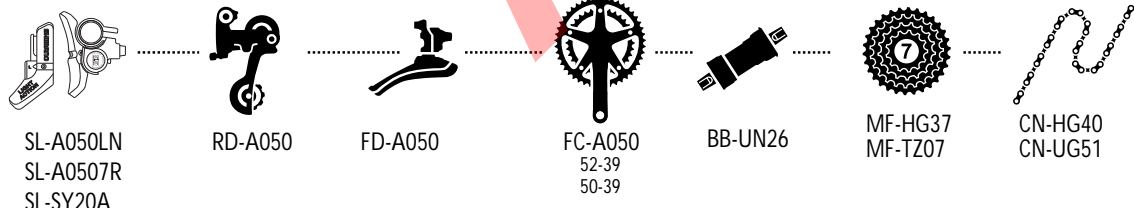


For flat handle bar  
24-SPEED



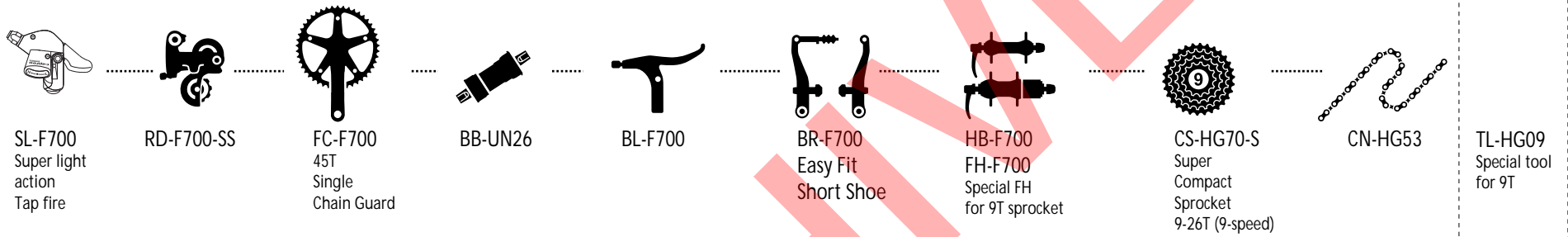
# A050

## 14-SPEED



# CAPREO

wheel size : 20inch max.



RD-F700-SGS

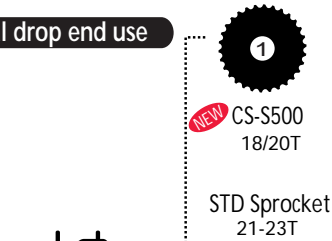
SM-PM60

CP-FH31/35

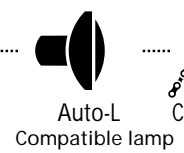
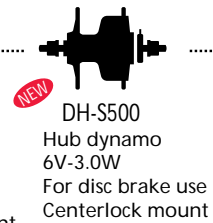
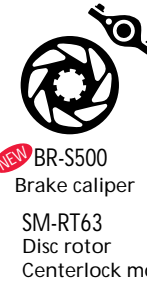
ARCHITECTURE

# ALFINE

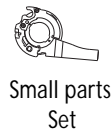
## Vertical drop end use



**NEW** CT-S500  
Chain tensioner



## Track drop end use



**NEW** FC-S500  
2 pcs crank set  
w/BB unit  
45T or 39T  
Single chain guard

# Cyber Nexus (Nexus Di2)

## ROLLER BRAKE SPEC.



SG-8R45



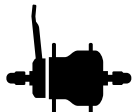
BR-IM70-R

## V BRAKE SPEC.



SG-8R45-VS


## COASTER BRAKE SPEC.



SG-8C45



MU-8S40  
Motor Unit



Small Parts

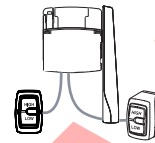


AI-8S40  
CPU, Energy Station



SC-8S40  
Flight Deck /  
Display panel /  
Detachable

SC-8S40-C  
Flight Deck  
for 20 inch  
or smaller wheel



SW-8S40  
Electronic Shifter &  
Mode changer

SM-SW10 &  
SW-8S40C  
Electronic Shifter &  
Mode changer  
Cuttable cable



EW-AA (AI-MU)  
EW-AB (AI-SW)  
EW-AC (AI-RS/SW-FS)  
EW-DD (AI-DH)  
electric cable



FC-NX60  
33/38T



BB-UN26

### Hub Roller brake



DH-3RB1-QR  
Hub Dynamo  
for C-Nexus /Roller Brake



BL-IM65  
for Roller Brake use



BR-IM75-F

### V-brake



DH-3NB1-QR  
Hub Dynamo  
for C-Nexus



BL-IM65  
for V-Brake use

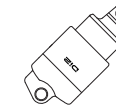


BR-M431  
BR-M421  
V-BRAKE  
SM-PM40  
power modulator



FS-C810 \*  
Computer  
Controlled  
Front Suspension

FS-C812 \*  
Computer  
Controlled  
Front Suspension  
for Wide Tire (50 mm)



RS-C810 \*  
Computer  
Controlled  
Rear Suspension

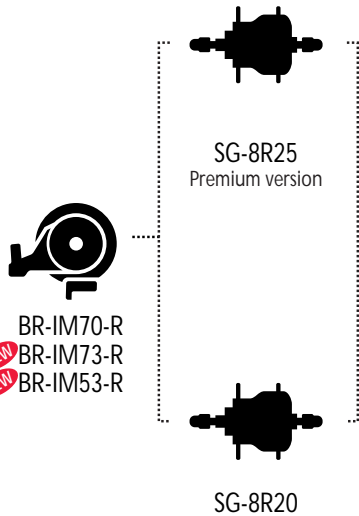


CN-NX10

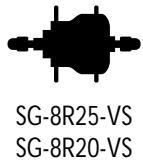
\* Front and rear suspensions are options.  
It is possible to combine FS-C810/C812 and RS-C810  
or use FS-C810/C812 or RS-C810 only.

# NEXUS INTER-8

## ROLLER BRAKE SPEC.



## V BRAKE SPEC.



## COASTER BRAKE SPEC.



Small Parts Set

FC-NX60  
33 / 38T

BB-UN26

BL-IM65  
hub roller brake/  
V,canti brake  
3-finger brake lever

ST-8S20  
hub roller brake/  
V,canti brake  
3-finger brake lever

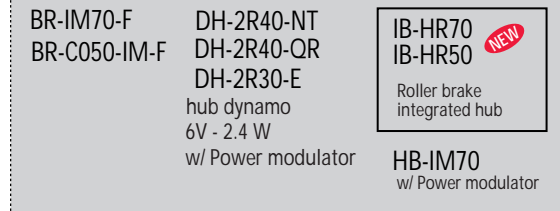
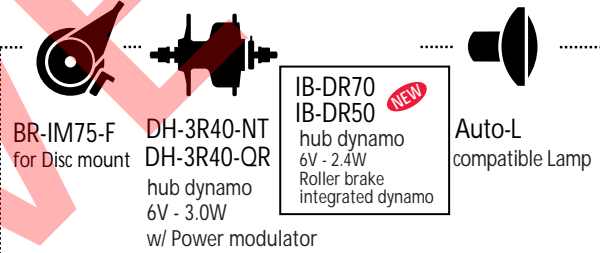
BL-IM60  
hub roller brake/  
V,canti brake  
4-finger brake lever

SB-8S20  
hub roller brake/  
V,canti brake  
4-finger brake lever

BL-IM65

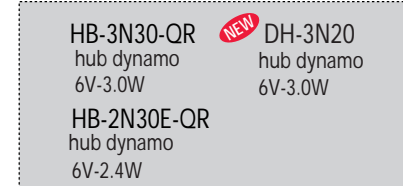
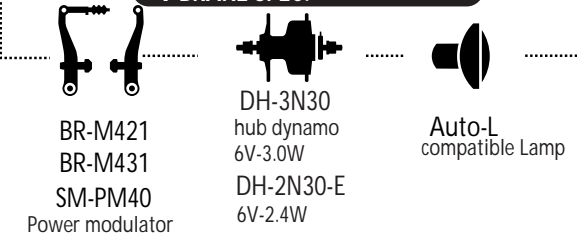
SL-8S20

## ROLLER BRAKE SPEC.



\*refer to technical information for selection

## V BRAKE SPEC.



WH-8R25-R  
Rear Wheel  
w/NEXUS  
INTER-8 hub

CN-NX10

HP-NX10

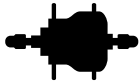
WH-3N71-NX  
Front Wheel  
w/ Hub Dynamo  
6V-3W

# NEXUS INTER-7

## ROLLER BRAKE SPEC.



BR-IM70-R  
BR-IM73-R  
BR-IM53-R



SG-7R46

BR-IM41-R  
BR-IM50-R

## COASTER BRAKE SPEC.



SG-7C18  
(Steel Hub Shell)  
made in Czech



Small Parts  
Set



FC-NX60  
33 / 38T



BB-UN26



BL-IM65  
hub roller brake use



SL-7S20  
SL-7S10



ST-7S20

## V BRAKE SPEC.



Small parts  
Left hand dust cap



SG-7R46




BL-IM45  
hub roller brake use



SB-7S45  
hub roller brake use



BR-IM75-F



DH-3R40-NT  
DH-3R40-QR  
hub dynamo  
6V - 3.0W  
w/ Power modulator

IB-DR70  
IB-DR50  
hub dynamo  
6V - 2.4W  
Roller brake  
integrated dynamo



Auto-L  
compatible Lamp

BR-IM70-F  
BR-C050-IM-F  
BR-IM50-F  
BR-IM41-F

DH-2R40-NT  
DH-2R40-QR  
DH-2R30-E  
hub dynamo  
6V - 2.4W  
w/ Power modulator

IB-HR70  
IB-HR50  
Roller brake  
integrated hub

HB-IM70  
HB-IM40  
w/ Power modulator

\*refer to technical information for selection



CN-NX10



HP-NX10




BL-IM65  
V-brake use



SL-7S20  
SL-7S10



ST-7S20



BR-M421  
BR-M431



DH-3N30  
hub dynamo  
6V-3.0W  
DH-2N30-E  
6V-2.4W



Auto-L  
compatible Lamp

BL-IM45  
V-brake use

SB-7S45  
V-brake use

HB-3N30-QR  
hub dynamo  
6V-3.0W  
HB-2N30E-QR  
hub dynamo  
6V-2.4W

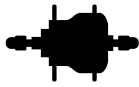
DH-3N20  
hub dynamo  
6V-3.0W

# NEXUS AUTO-D w/Inter-3

## ROLLER BRAKE SPEC.



BR-IM41R



SG-3R40

BR-IM31R  
w/o fin  
w/ fin

## COASTER BRAKE SPEC.



SG-3C41



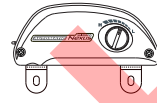
Small Parts Set



FC-NX60  
33 / 38T



BB-UN26

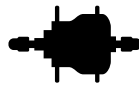


AI-3S30  
LS-AI3S30  
EW-AI3S30

## V BRAKE SPEC.



Small parts  
Left hand dust cap



SG-3R40

## ROLLER BRAKE SPEC.



DH-3RB1-QR



BL-IM65  
Hub roller brake use

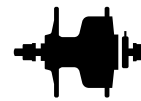


BR-IM75-F  
for Disc mount



Lamp  
w/o Auto light  
Sensor

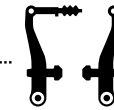
## COASTER / V BRAKE SPEC.



DH-3NA1  
for AI-3S30



BL-IM65  
V-brake use



BR-M431  
BR-M421  
w/ Power modulator  
SM-PM40



Lamp  
w/o Auto light  
Sensor




CN-NX10



HP-NX10

# NEXUS INTER-3


## ROLLER BRAKE SPEC.



BR-IM41-R  
 BR-IM53-R  
 BR-IM35-R  
 BR-IM31R  
 w/o fin  
 w/ fin

SG-3R40

## COASTER BRAKE SPEC.



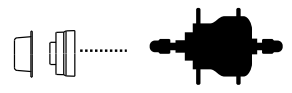
SG-3C41

Small Parts Set

FC-NX60  
 33 / 38T


BB-UN26

## V BRAKE SPEC.



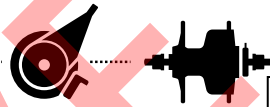
Small parts  
 Left hand dust cap

SG-3R40



BL-IM32  
 BL-IM32-J  
 hub roller brake use

SB-3S30-E  
 SB-3S30-J  
 hub roller brake use



BR-IM75-F  
 DH-3R40-NT  
 DH-3R40-QR  
 hub dynamo  
 6V - 3.0W  
 w/ Power modulator

IB-DR50 **NEW**  
 hub dynamo  
 6V - 2.4W  
 Roller brake  
 integrated dynamo


Auto-L  
 compatible Lamp

BR-IM70-F  
 BR-C050-IM-F  
 BR-IM50-F  
 BR-IM41-F  
 hub dynamo  
 6V - 2.4W  
 w/ Power modulator

DH-2R40-QR  
 DH-2R40-NT  
 DH-2R30-E

IB-HR50 **NEW**  
 Roller brake  
 integrated hub

HB-IM70  
 HB-IM40  
 w/ Power modulator




BL-IM32  
 BL-IM32-J  
 hub roller brake use

SL-3S35-E  
 SL-3S35-J

BL-IM65  
 hub roller brake use  
 Right hand lever

SL-3S95



BL-IM65  
 V-brake use

SL-3S35

BR-M431  
 BR-M421


SM-PM40  
 Power modulator

DH-3N30  
 hub dynamo / 6V-3.0W  
 DH-2N30-E  
 hub dynamo / 6V-2.4W


Auto-L  
 compatible Lamp

HB-3N30-QR  
 hub dynamo / 6V-3.0W  
 HB-2N30E-QR  
 hub dynamo / 6V-2.4W

**NEW** DH-3N20  
 hub dynamo / 6V-3.0W



CN-NX10



HP-NX10

\*refer to technical information for selection