

ARCHIVE

This information was updated on May 13, 2004. Shimano makes no warranty with respect to this information, including without limitation any warranty on the accuracy of measures, specifications and compatibility of the current products. Regarding any modification and new product information after May 13, 2004, please refer to the Shimano Business Customer Web Site or directly contact the sales person of our company.

SHIMANO

2004-2005

Products

Line up Chart

Revised points are outlined in red.
Updated: May 13,'04

All information in this Products Lineup chart is confidential and has been given to you for the sole of your product development staff.

This information should not be photo copied.

Specifications are subject to change with out prior notice.

Issued on March 1, 2004

SHIMANO INC.

Printed in Japan

INDEX

 NEW model  Minor change

Mountain Bike

XTR	P. 2
SAINT	P. 3
DEORE XT	P. 4
HONE	P. 5
DEORE LX	P. 6
SHIMANO DEORE	P. 7
ALIVIO	P. 8
ACERA	P. 9
ALTUS	P.10

Comfort

NEXAVE C810	P.11
NEXAVE C600	P.12
NEXAVE C530: INTEGO	P.13
NEXAVE C500	P.14
NEXAVE T300	P.15

Tourney series

3x7s MegaRange	P.16
3x7s	P.17
3x6s MegaRange	P.18
3x6s	P.19
7s Rear SIS	P.20
6s Rear SIS	P.21

Road Bike

DURA-ACE	P.22
ULTEGRA	P.23
105	P.24
TIAGRA	P.25
SORA	P.26
2200/A050	P.27

Folding Bike

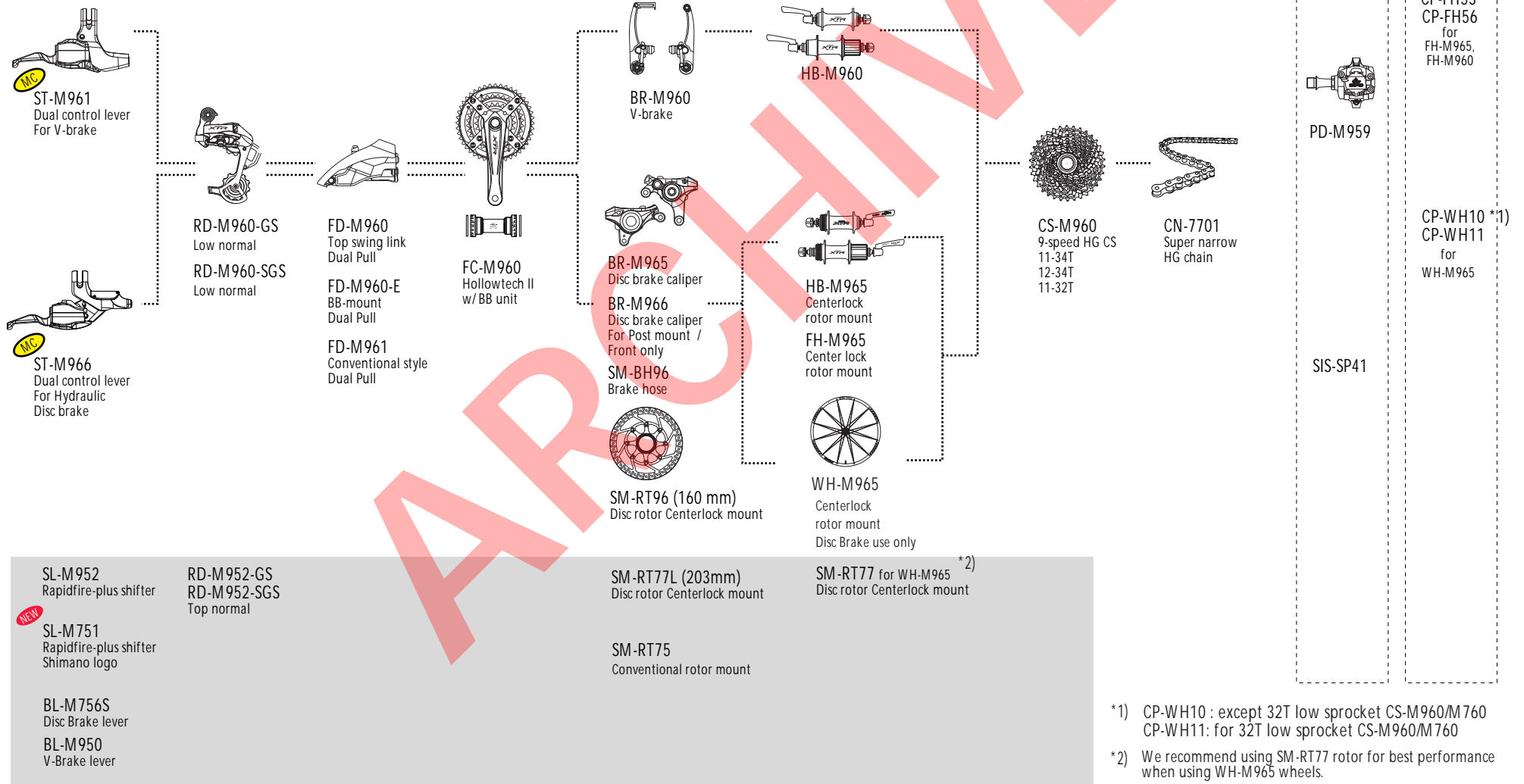
CAPREO	P.28
--------	------

NEXUS

Cyber Nexus	P.29
INTER-8	P.30
INTER-7	P.31
AUTO-D (w/ INTER-3)	P.32
INTER-3	P.33
NEXUS small parts chart Cyber Nexus	P.34
INTER-8	P.35
INTER-7	P.36
AUTO-D (w/ INTER-3)	P.38
INTER-3	P.39

XTR

27-SPEED



*1) CP-WH10 : except 32T low sprocket CS-M960/M760
CP-WH11: for 32T low sprocket CS-M960/M760

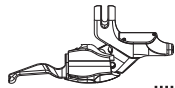
*2) We recommend using SM-RT77 rotor for best performance
when using WH-M965 wheels.

Saint

27-SPEED

O.L.D. 150mm

For 83 mm BB Shell width



NEW ST-M800

Dual control lever for hydraulic disc brake

NEW RD-M805-SS
NEW RD-M805-GS
NEW RD-M805-SGS
Axle mount type
Low Normal
for 12mm axle FH
(standard drop-out type only)


NEW FD-M805
TOP SWING
Dual Pull
Multi clamp

NEW FD-M806
conventional style
Dual Pull
Multi clamp

*2) **NEW** FD-M760-E
TOP SWING
Dual Pull
BB mount



NEW FC-M805-2
32-22T
Hollowtech II
w/BB unit
Bash guard



NEW FC-M805-1
Hollowtech II
crankset
34/38/42/46T
w/BB unit

NEW FC-M805-3
Hollowtech II
crankset
w/BB unit
44-32-22T



NEW FH-M805
12mm axle type
Oversized centerlock
OLD=150mm



MC HB-M800A
20 mm axle type
Oversized centerlock



BR-M800
Disc brake caliper

SM-RT80
Disc rotor (203mm)
Oversized centerlock

SM-RT80S
Disc rotor (160mm)
Oversized centerlock

SM-BH63
Brake hose



CS-M760
9-speed
HG CS



CN-HG93
Super narrow
HG chain



PD-M647
PD-MX30

CP-FH75

O.L.D. 135mm

For 68/73 mm BB shell width

Note 1

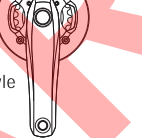
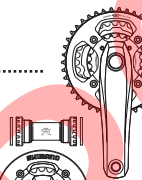


RD-M800-SS
RD-M800-GS
RD-M800-SGS
Axle mount type
Low Normal

FD-M760
TOP SWING
Dual Pull
Multi clamp

FD-M761
conventional style
Dual Pull
Multi clamp

*2) **NEW** FD-M760-E
TOP SWING
Dual Pull
BB mount



NEW FC-M800-2
32-22T
Hollowtech II
w/BB unit
Bash guard

NEW FC-M800-1
Hollowtech II
crankset
34/38/42/46T
w/BB unit

FC-M800-3
Hollowtech II
crankset
w/BB unit
44-32-22T



FH-M800
10mm axle type
Oversized centerlock
OLD=135mm

SIS-SP41
Shifting outer cable housing

Note 1

2 types of RD are available for RD-M800 only. One is for BMX drop-out. The other is for Standard drop-out.

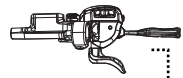
*2) Note: Only FD-M760-E is compatible with 83mm BB shell width.

NEW BL-M800
Hydraulic disc brake lever

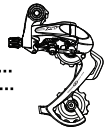
NEW SL-M751
Rapidfire-plus shifter
Shimano logo

DEORE XT

STI 27-SPEED



ST-M765
Dual control lever
for Hydraulic
Disc Brake



RD-M760-SGS
RD-M760-GS
Low Normal



ST-M760
Dual control lever
for V-brake



FD-M760
Top swing link
Dual Pull
Multi Clamp



FD-M760-E
Top swing link
Multi Clamp
BB-mount



FD-M761-6
Conventional style
Dual Pull
Muti Clamp



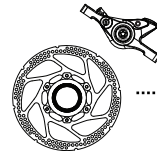
FD-M761-3
Conventional style
Dual Pull
Muti Clamp



FC-M760
Hollowtech II
w/ BB unit
44-32-22T



FC-M761
Hollowtech II
w/ BB unit
Chaincase compatible
48-36-26T



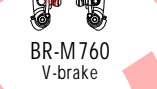
BR-M765
Brake caliper



SM-RT77
Disc rotor (160mm)
Centerlock mount



SM-BH63
Brake hose



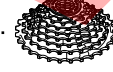
BR-M760
V-brake



HB-M765
FH-M765
For Disc brake
Centerlock type
rotor mount



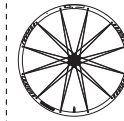
HB-M760
FH-M760



CS-M760
9-speed CS
11-32T
11-34T

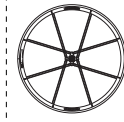


CN-HG93
Super narrow
HG chain



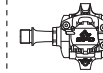
WH-M765
Centerlock
rotor mount

CP-WH10 *1)
CP-WH11
for complete
wheel



WH-M540 *1)
for V-Brake use
only

CP-WH10
CP-WH11
for complete
wheel



PD-M959
PD-M540



PD-M647



PD-M545



PD-M324

SIS-SP41
Shifting outer
cable housing



SM-SP17
(SM-SP18)

CP-FH56
CP-FH53

NEW
SL-M751
Rapidfire-plus shifter
Shimano logo

BL-M756S
Disc brake lever

BL-M739-S
V-brake lever

SM-RT77L
Disc rotor (203mm)
Centerlock mount

SM-RT75
Conventional
rotor mount

HB-M756
FH-M756
Conventional
Rotor mount

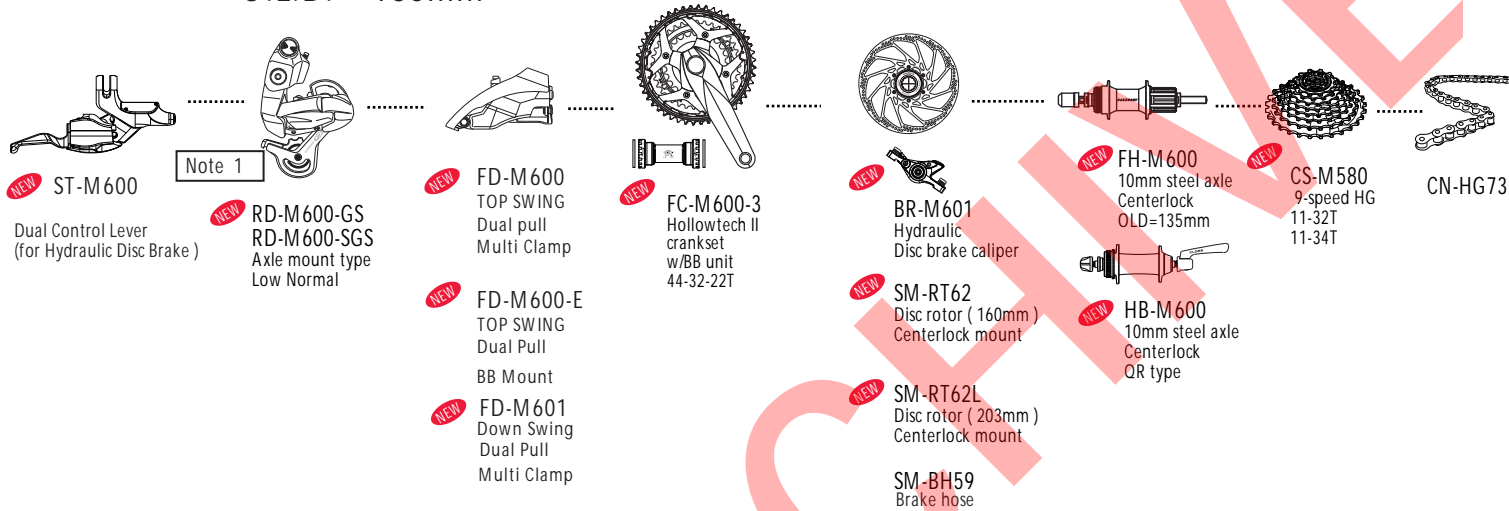
* 1) CP-WH10 : except 32T low sprocket CS-M960/M760
CP-WH11: for 32T low sprocket CS-M960/M760

Hone

27-SPEED M600 series

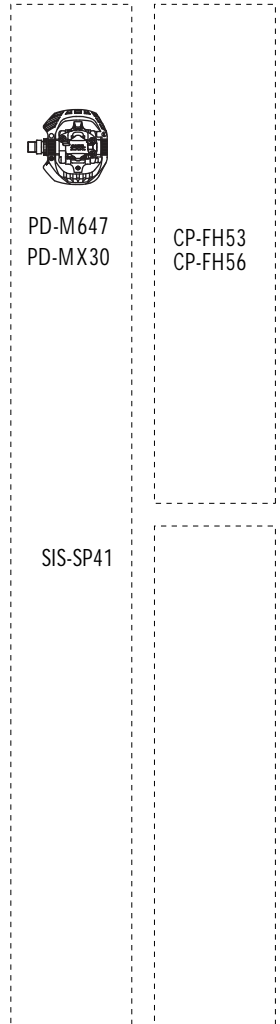
For 68/73mm
BB Shell Width

O.L.D. 135mm




Note 1

2 types of RD are available.
One is for BMX drop-out
The other is for Standard drop-out.

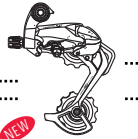


DEORE LX (Mega 9 drive train 27-speed)


STI 27-SPEED



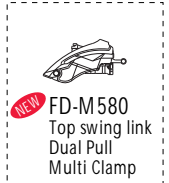
NEW ST-M585
Dual control lever
for Hydraulic
Disc Brake



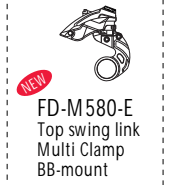
NEW RD-M580-SGS
RD-M580-GS
Low Normal



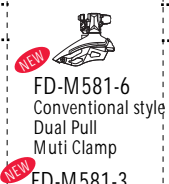
NEW ST-M580
Dual control lever
for V-brake




NEW FD-M580
Top swing link
Dual Pull
Multi Clamp



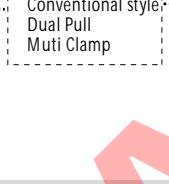
NEW FD-M580-E
Top swing link
Multi Clamp
BB-mount



NEW FD-M581-6
Conventional style
Dual Pull
Multi Clamp



NEW FD-M581-3
for 44T
Conventional style
Dual Pull
Multi Clamp



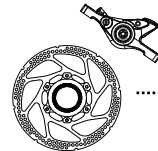
NEW FD-M581-3
for 48T
Conventional style
Dual Pull
Multi Clamp



NEW FC-M580
Hollowtech II
w/BB unit
44-32-22T



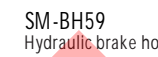
NEW FC-M581
Hollowtech II
w/BB unit
for Chaincase
48-36-26T



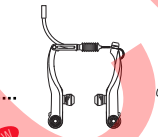
NEW BR-M585
Brake caliper



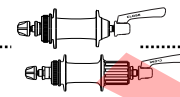
NEW SM-RT62
Disc rotor (160mm)
Centerlock mount



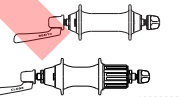
SM-BH59
Hydraulic brake hose




NEW BR-M580
V-brake



NEW HB-M585
For Disc brake
Centerlock type
rotor mount



NEW HB-M580
FH-M580



NEW CS-M580
9-speed CS
11-32T
11-34T



CN-HG73
Super narrow
HG chain



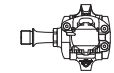
WH-M765
Centerlock
rotor mount



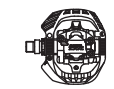
CP-WH10
CP-WH11
for complete
wheel



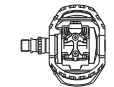
WH-M540
CP-WH10
CP-WH11
for complete
wheel



PD-M540
PD-M520



PD-M647



PD-M545



PD-M324

SIS-SP41



SM-SP17
(SM-SP18)

CP-FH56
CP-FH53

SL-M570
Rapidfire-plus shifter

NEW BL-M585
Hydraulic
Disc brake lever

BL-M570
V-brake lever

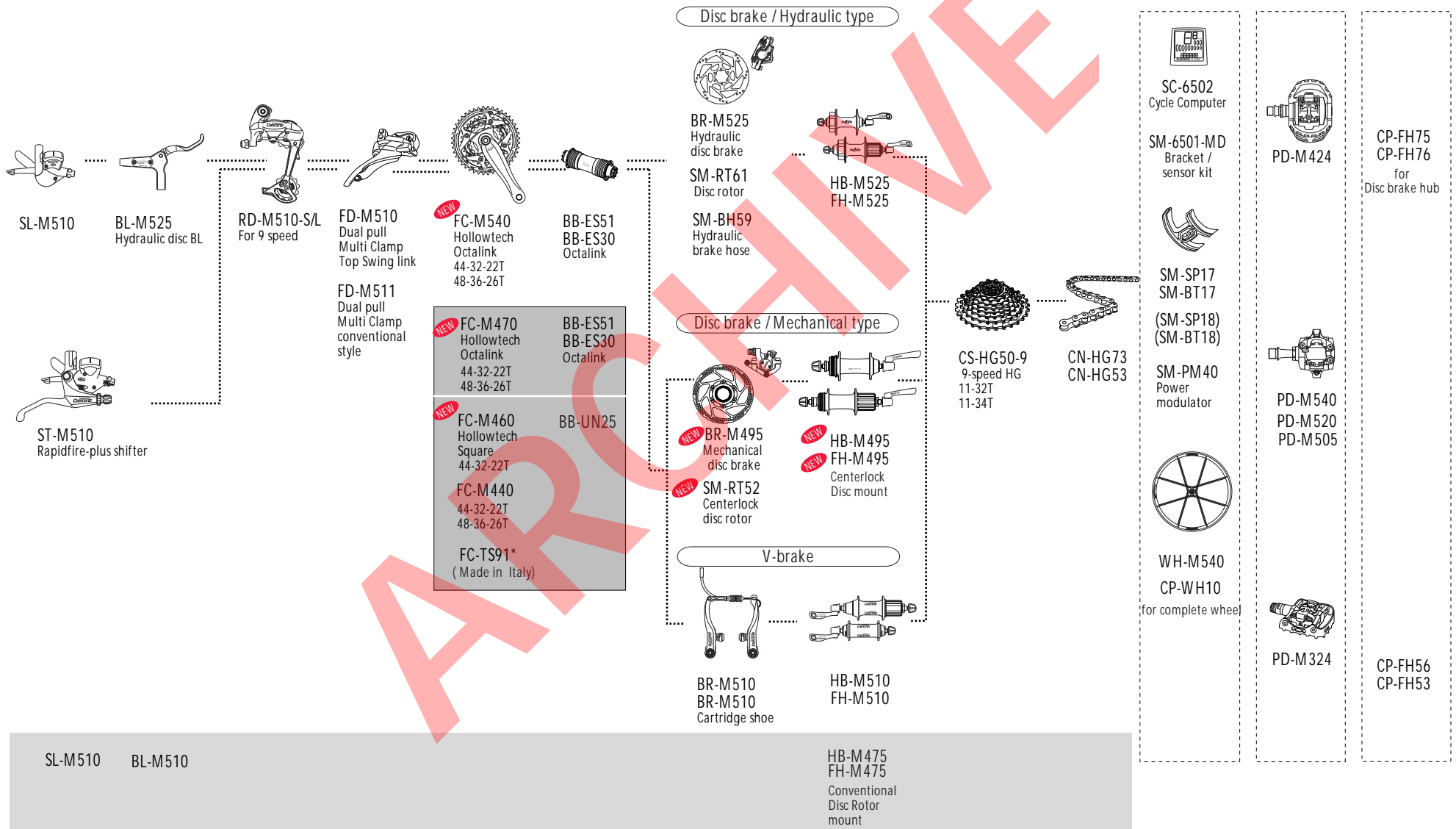
RD-M570-SGS
Top Normal

NEW SM-RT62L
Disc rotor (203mm)
Centerlock mount

HB-M525
FH-M525
Conventional
Disc rotor mount

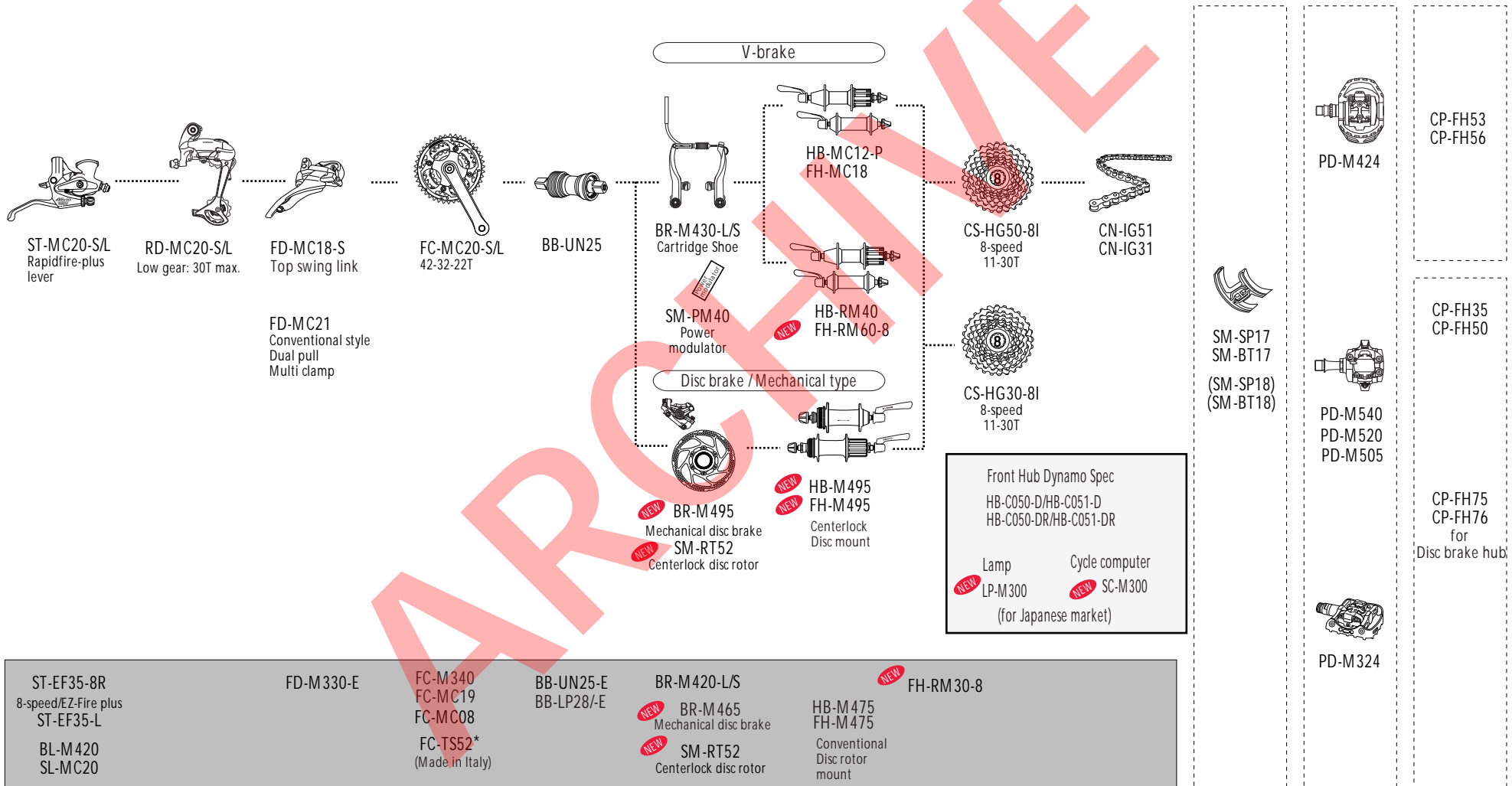
*1) CP-WH10 : except 32T low sprocket CS-M960/M760
CP-WH11: for 32T low sprocket CS-M960/M760

Deore (Mega-9 drive train 27-speed)

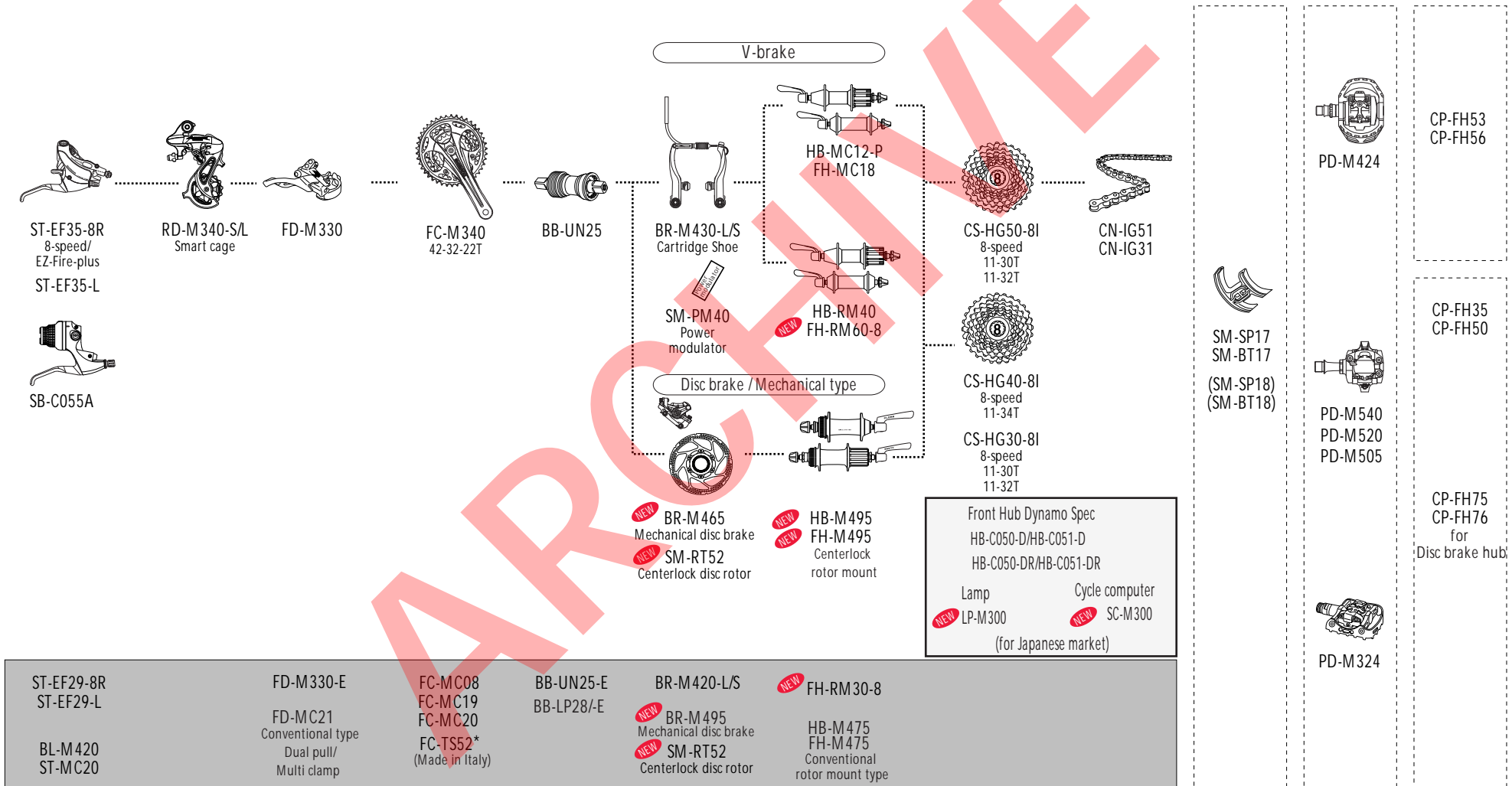


SL-M510 BL-M510

Alivio series (Front IG drive train 24-speed)



Acera series (Front IG drive train 24-speed)



Altus series

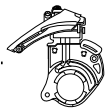
8-speed



ST-EF29-8R
ST-EF29-L
EZ-Fire plus
CI-deck



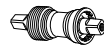
RD-CT95
Smart cage
7/8 speed



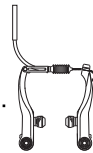
FD-CT92-E



FC-TX70
4-arm
42T-34T-24T



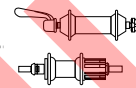
BB-UN25-E



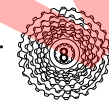
BR-M420-L/S
Black or Silver



SM-PM40
Power
modulator



HB-RM40
FH-RM30-8



CS-HG50-8I
8-speed
11-30T/11-32T

CS-HG40-8I
8-speed
11-34T

CS-HG30-8I
8-speed
11-30T/11-32T



CN-HG50

7-speed

ST-EF35
SL-RS41
BL-M420
SB-C055A

FD-C101

FC-TS32
42-34-24T
(Made in Italy)

BB-TS30
(Made in Italy)

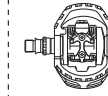
BR-M430-L/S
Black or Silver

FH-RM30-7
HB-C050-D 2.4W
HB-C051-D 3.0W
Hub Dynamo

CS-HG50- I
CS-HG30- I

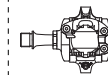
CN-UG51

BR-CT91-ML
canti BR



PD-M424

CP-FH53
CP-FH56



PD-M540
PD-M520
PD-M505



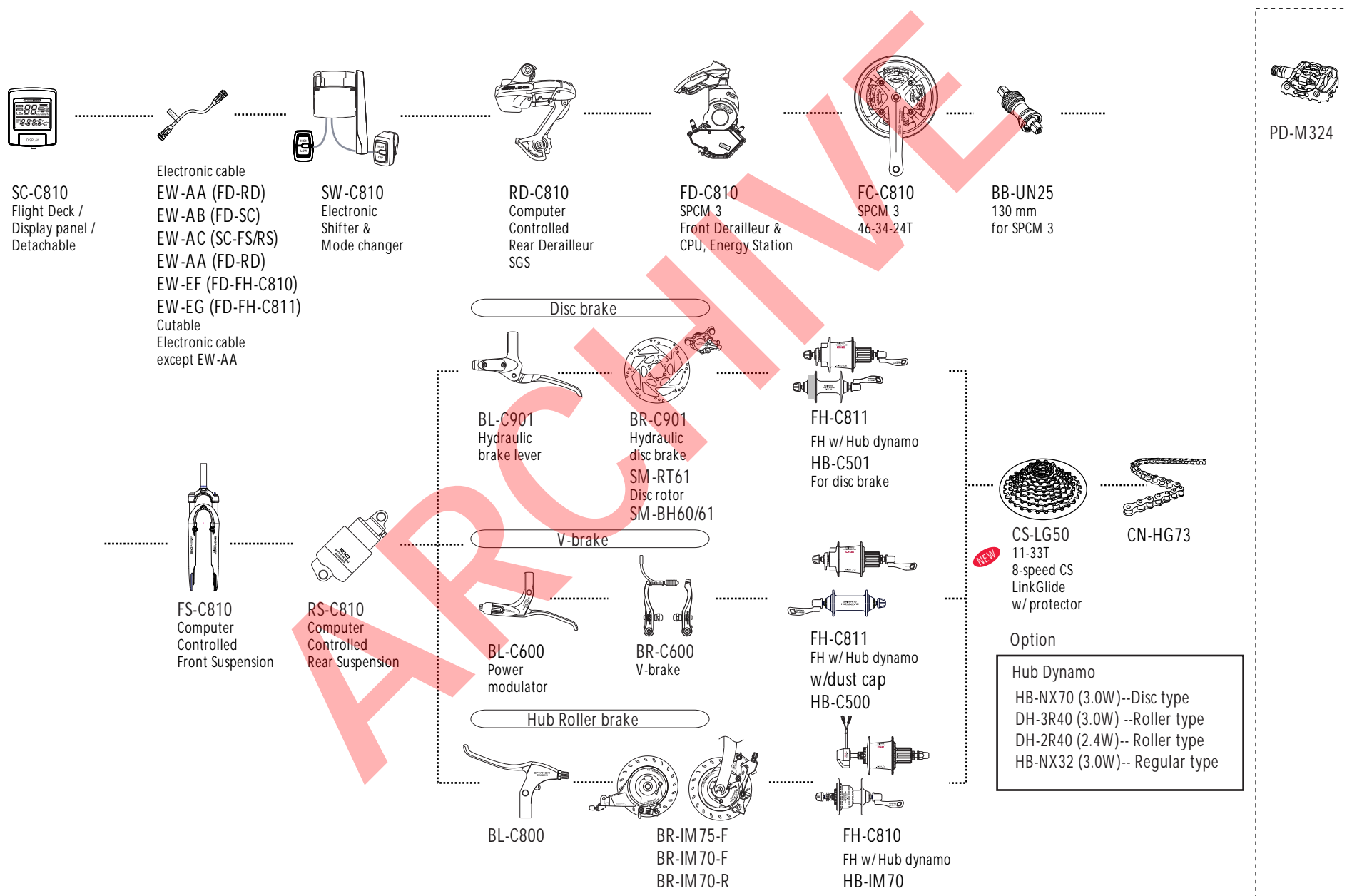
SM-SP17
SM-BT17
(SM-SP18)
(SM-BT18)



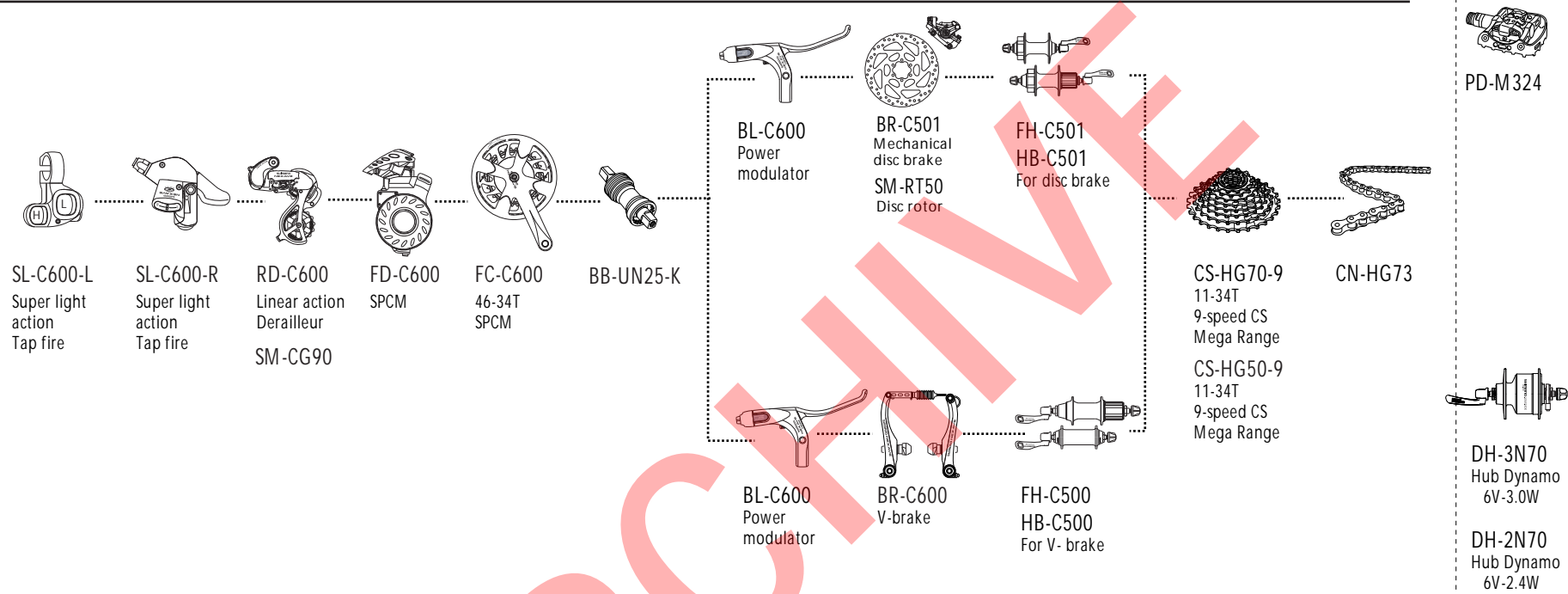
PD-M324

LP-C050
Lamp
SM-C050-BT
SM-C050-DC

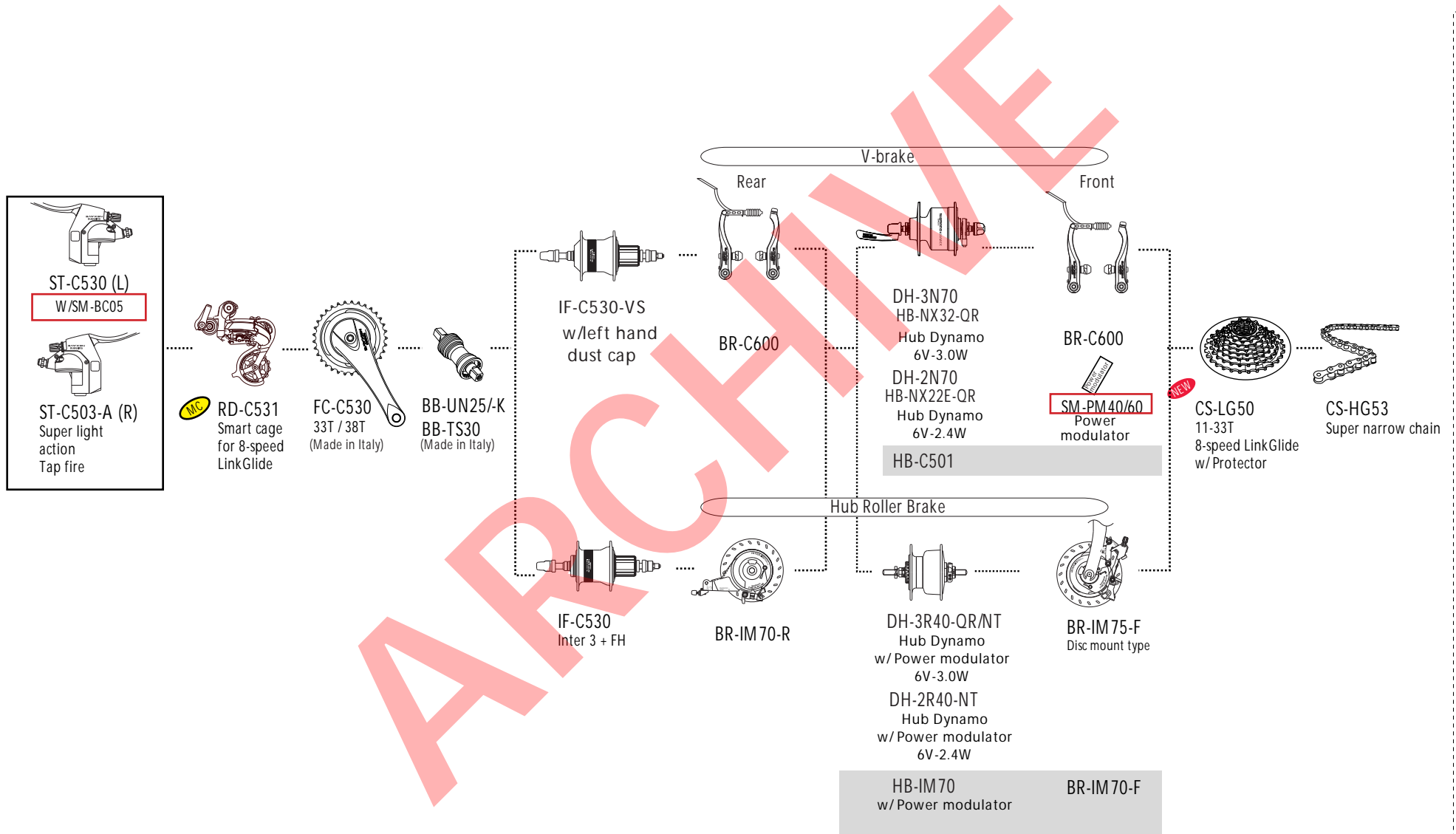
NEXAVE C810 (Di2 Component)



NEXAVE C600

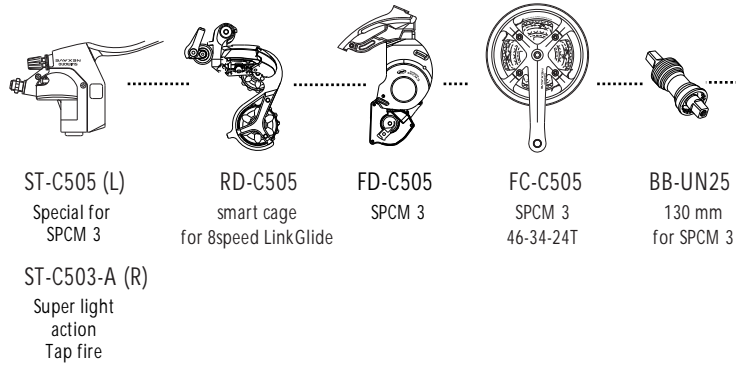


NEXAVE C530 Intego

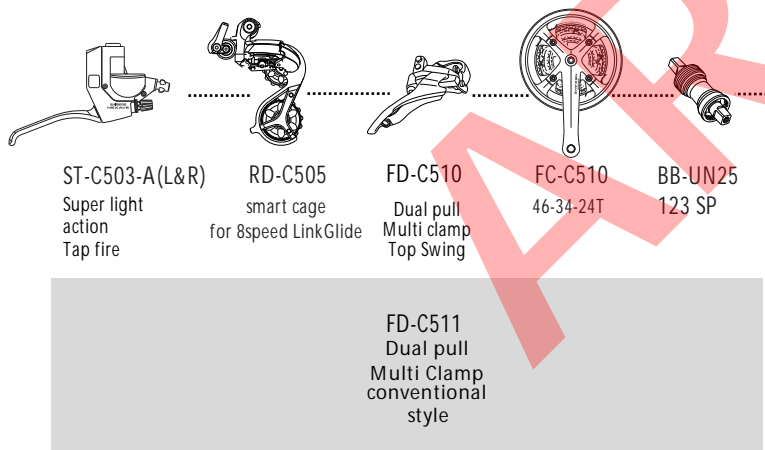


NEXAVE C500 (3X8 speed LinkGlide)

SPCM 3 (FD)



Normal FD



Disc brake / Mechanical type

BR-C501
Mechanical disc brake

SM-RT50
Disc rotor

SM-PM50
Power modulator

BR-C600
V-brake

BR-IM 75-F
BR-IM 70-R
Hub roller brake

Option

Hub Dynamo

HB-NX70
Hub dynamo w/ Disc mount 6V-3.0W

DH-3N70
HB-NX32-QR hub dynamo 6V-3.0W

DH-2N70
HB-NX22-E-QR hub dynamo 6V-2.4W

Option

BR-IM 70-F
DH-3R40-QR
DH-3R40-NT hub dynamo 6V - 3.0W w/ Power modulator

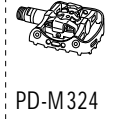
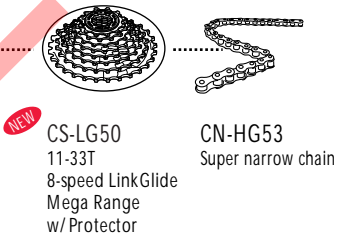
DH-2R40
hub dynamo 6V - 2.4W w/ Power modulator

V-brake

HB-C500
FH-C500

Roller brake

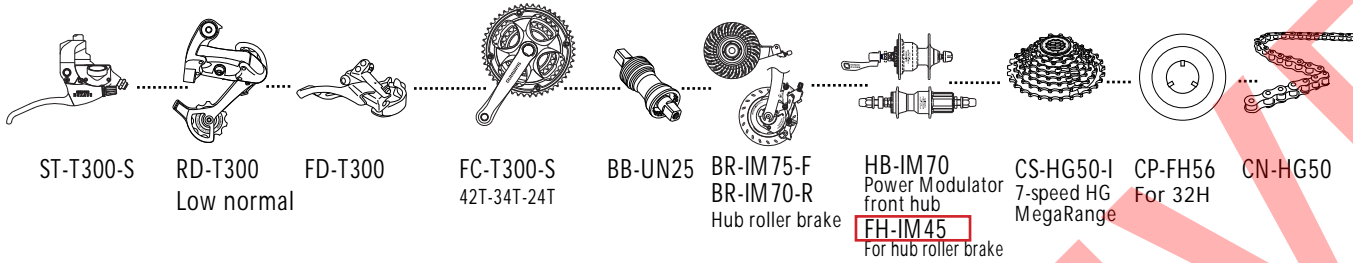
HB-IM 70
FH-IM 70
For hub roller brake Roller clutch FH Power Modulator front hub




TL-UN66
special tool for SPCM 3

NEXAVE T300


FRONT HG 21-SPEED HUB ROLLER BRAKE




ST-T300-S RD-T300 Low normal FD-T300 FC-T300-S 42T-34T-24T BB-UN25 BR-IM75-F BR-IM70-R Hub roller brake HB-IM70 Power Modulator front hub **FH-IM45** For hub roller brake CS-HG50-I 7-speed HG MegaRange CP-FH56 For 32H CN-HG50




SC-6502
Cycle Computer



SM-6500-T
Bracket/sensor kit



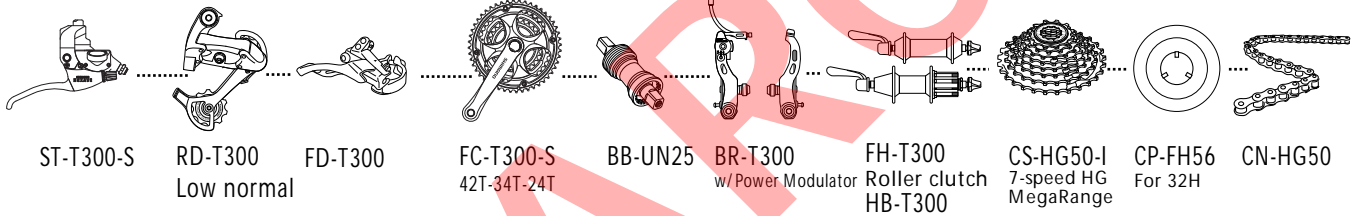
SM-SP18
SM-BT18



PD-M324

BL-T400 FD-T301 For FC-T303 FC-T303 48T-38T-28T BR-IM70-F Hub roller brake DH-3R40-QR DH-3R40-NT HB-C051-DR hub dynamo 6V - 3.0W w/ Power modulator DH-2R40 HB-C050-DR hub dynamo 6V - 2.4W w/ Power modulator CP-FH53 For 36H

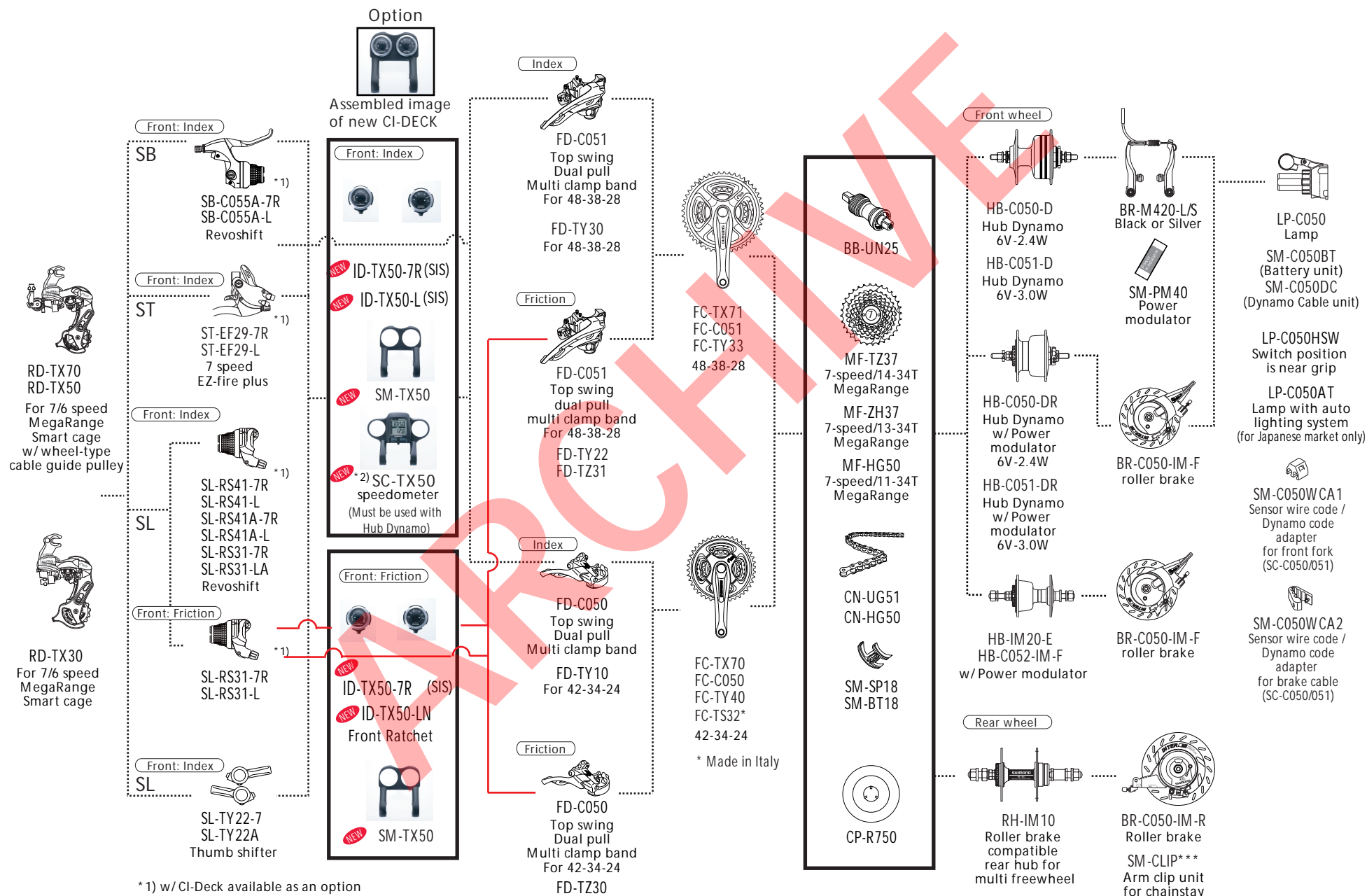
FRONT HG 21-SPEED V-BRAKE



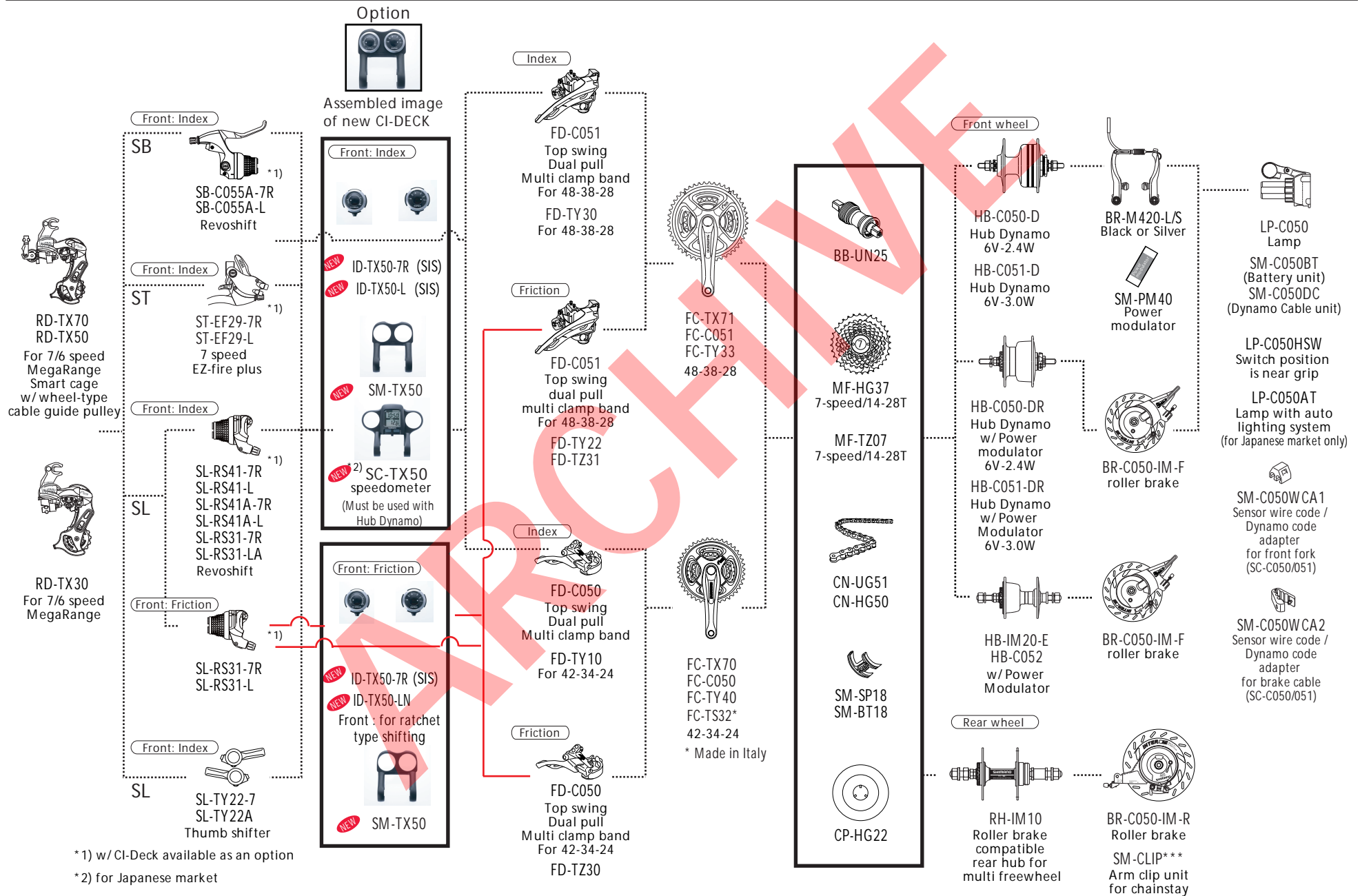
ST-T300-S RD-T300 Low normal FD-T300 FC-T300-S 42T-34T-24T BB-UN25 BR-T300 w/ Power Modulator FH-T300 Roller clutch HB-T300 CS-HG50-I 7-speed HG MegaRange CP-FH56 For 32H CN-HG50

FD-T301 For FC-T303 FC-T303 48T-38T-28T HB-NX32-QR DH-3N30 HB-C051-D hub dynamo 6V-3.0W HB-NX22-E DH-2N30-E HB-C050-D HB-NX22-QR hub dynamo 6V-2.4W CP-FH53 For 36H

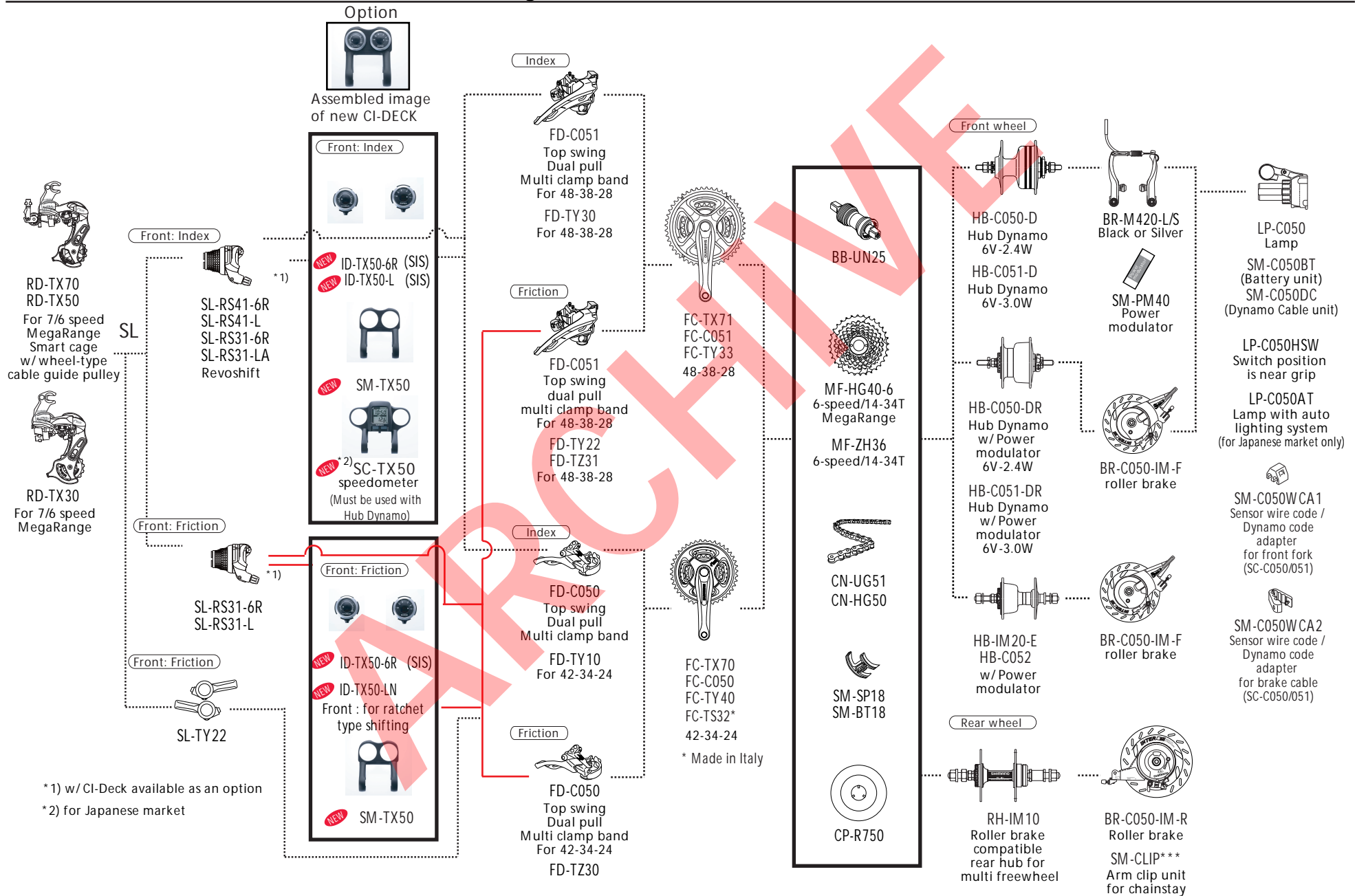
Tourney series (3x7 speed MegaRange)



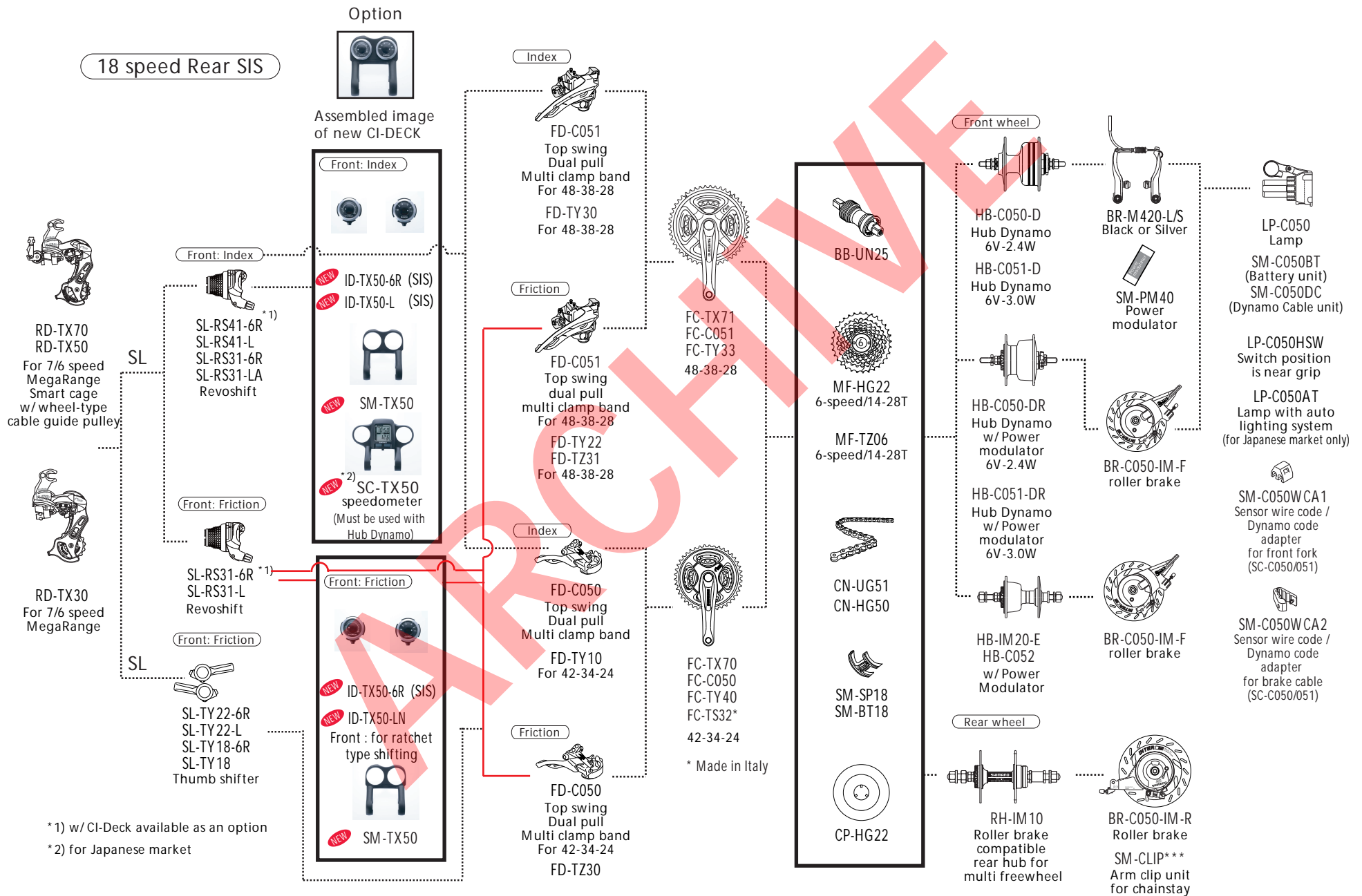
Tourney series (3x7 speed)



Tourney series (3x6 speed MegaRange)



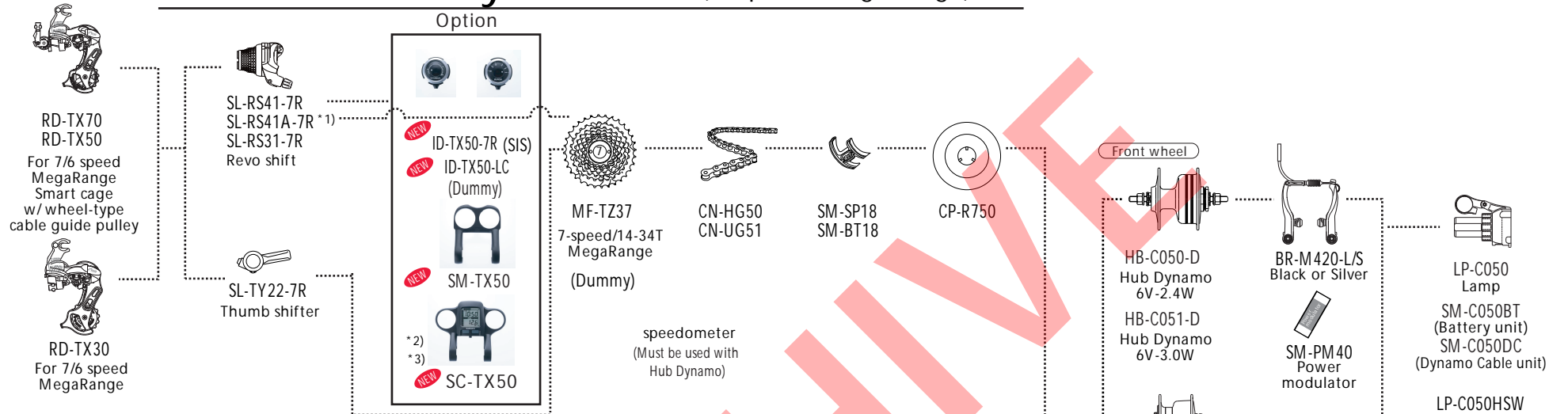
Tourney series (3x6 speed)



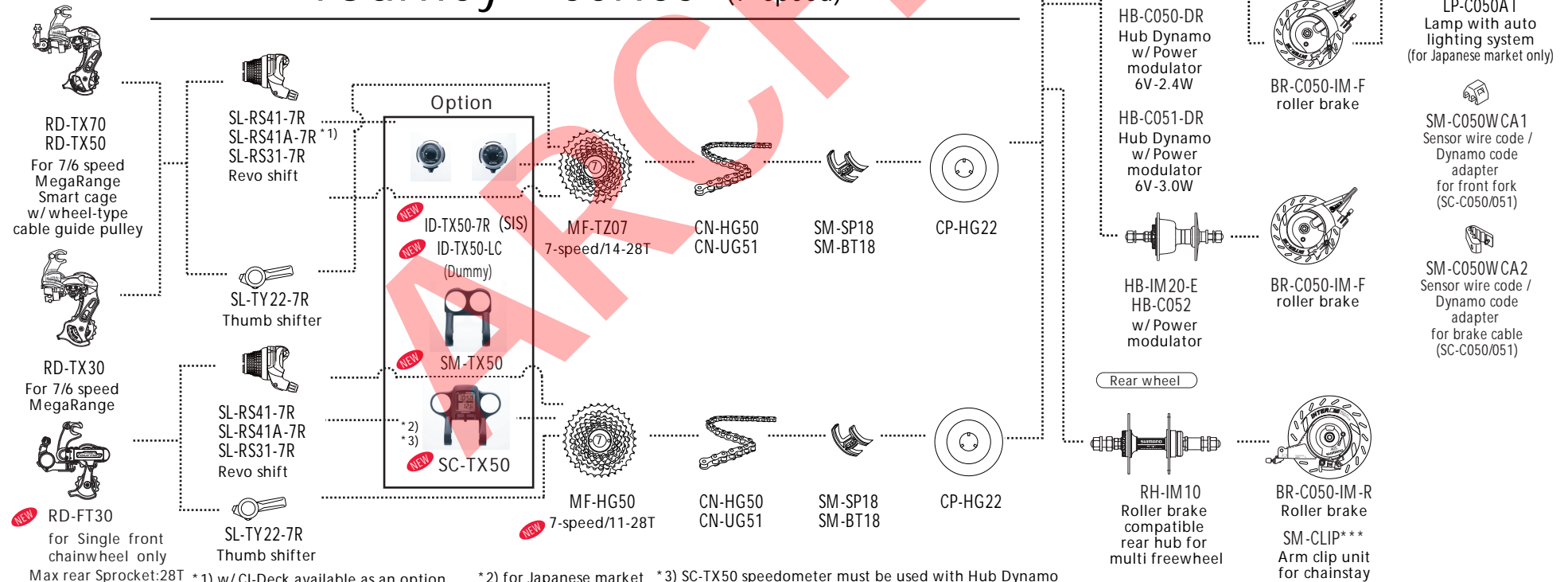
*1) w/ CI-Deck available as an option

*2) for Japanese market

Tourney series (7 speed MegaRange)

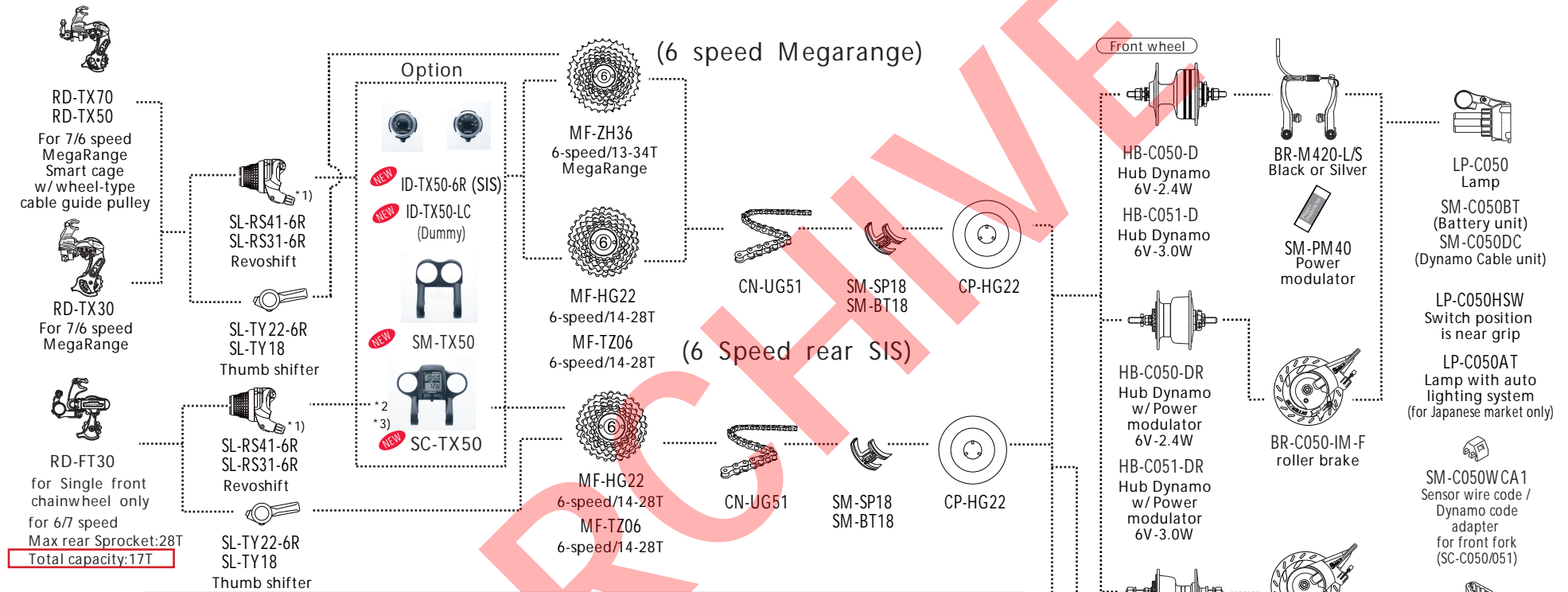


Tourney series (7 speed)

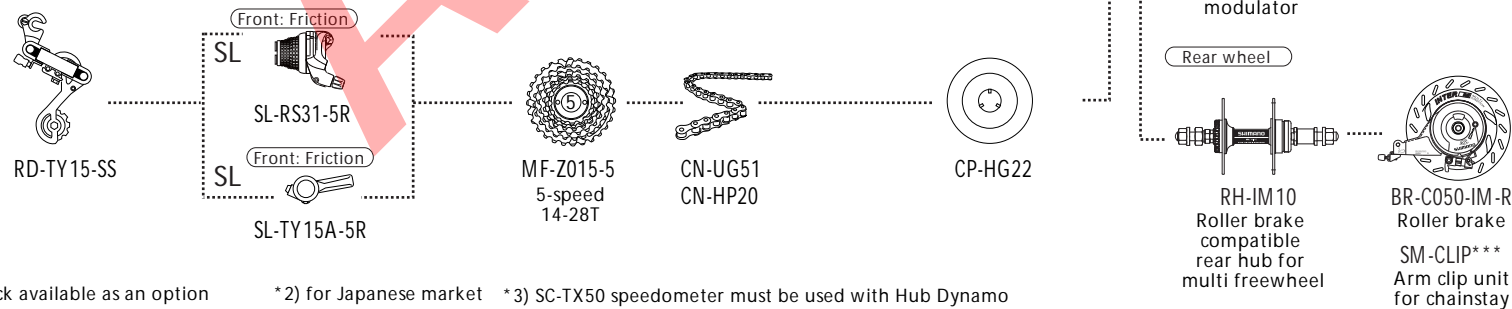


* 1) w/ CI-Deck available as an option * 2) for Japanese market * 3) SC-TX50 speedometer must be used with Hub Dynamo

Tourney series (6 Speed)



Tourney series (5 speed)



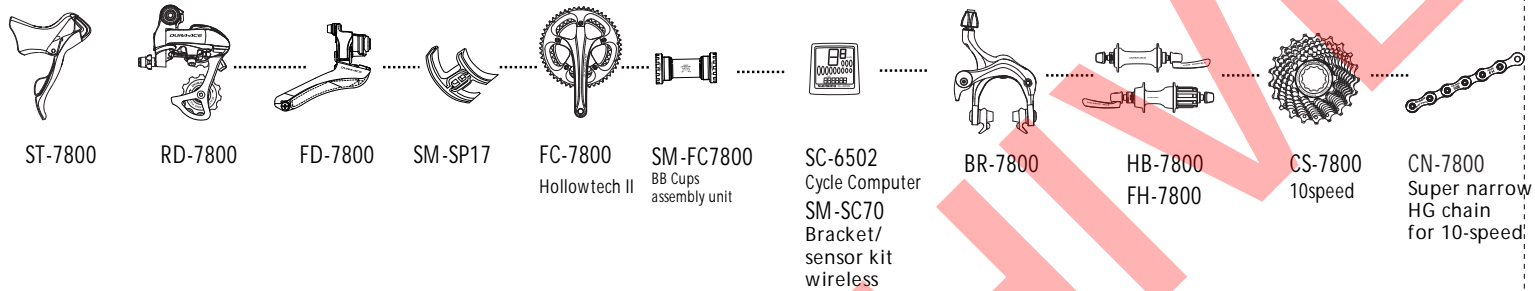
* 1) w/ CI-Deck available as an option

* 2) for Japanese market

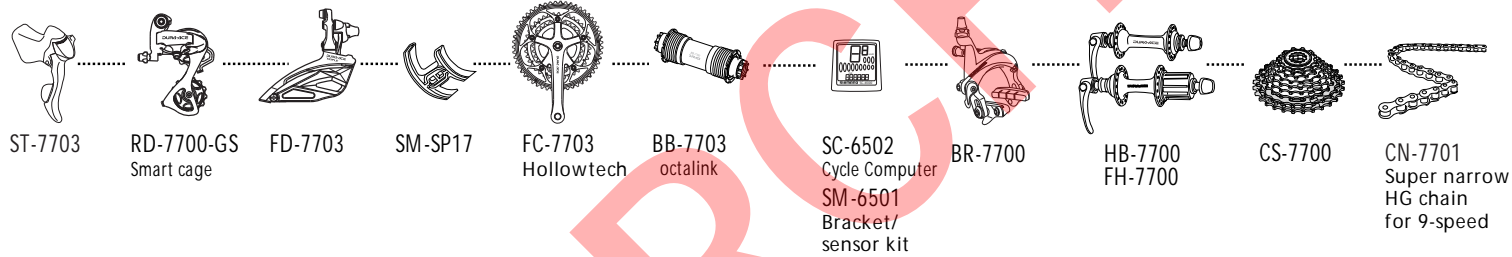
* 3) SC-TX50 speedometer must be used with Hub Dynamo

DURA ACE

20-SPEED



27-SPEED



for 20-speed

SL-7800 BL-R600
SL-BS78

for 27-speed

ST-R600
SL-7700 BL-R600
SL-BS77

BR-R600
long reach
caliper brake



BR-R550 *
Cantilever
brake



* Linkwire should be ordered separately.
A-LWTYPE (59.5mm)
A-LWZTYF (64.5mm)

TRACK

FC-7710 BB-7700 HB-7710 SS-7600
BB-7710 HB-7600

HP-7410

PD-7800

SP-7410

WH-7800 Complete wheel

CP-FH05
CP-FH06
CP-FH31
CP-FH35

CP-WH20

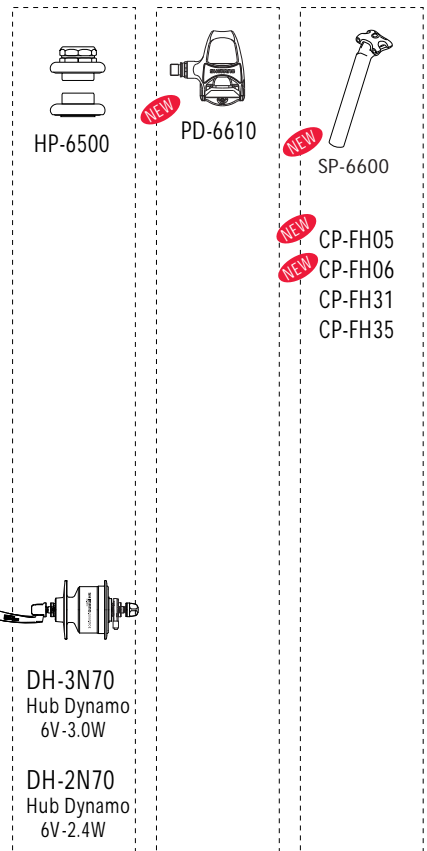
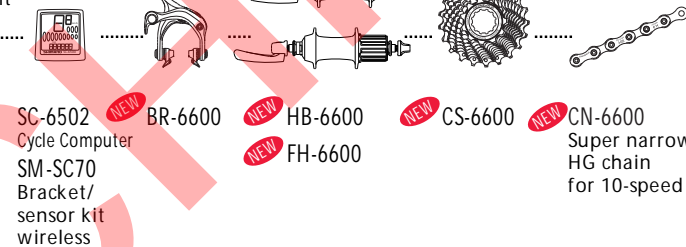
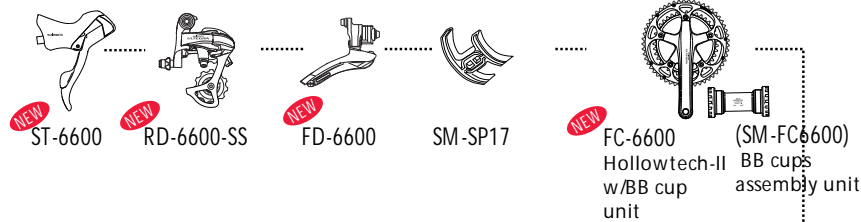
SIS-SP41

DH-3N70 Hub Dynamo 6V-3.0W

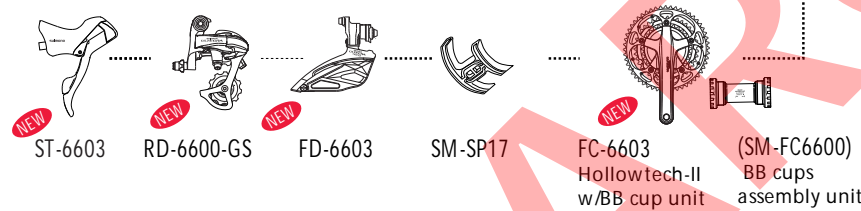
DH-2N70 Hub Dynamo 6V-2.4W

SHIMANO ULTEGRA

20-SPEED



30-SPEED



for 20 speed

SL-7800 BL-R600
SL-BS78

for 30 speed

SL-7800 BL-R600
SL-BS78

BR-R600
Long reach
Caliper brake



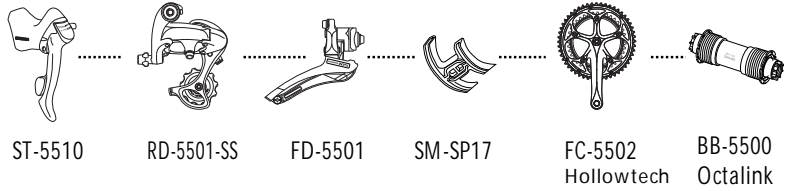
BR-R550 *
Cantilever
brake



* Linkwire should be ordered separately.
A-LWTYPE (59.5mm)
A-LWZTYF (64.5mm)

Color variation : Silver and Black

18-SPEED

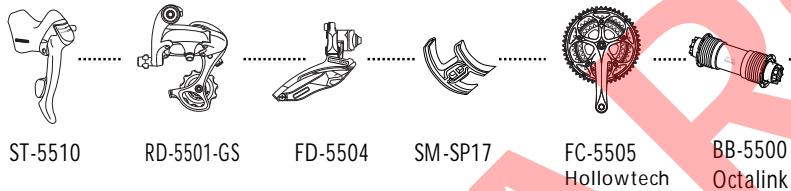


ST-R600
SL-7700 BL-R600
SL-BS77

For flat handle bar

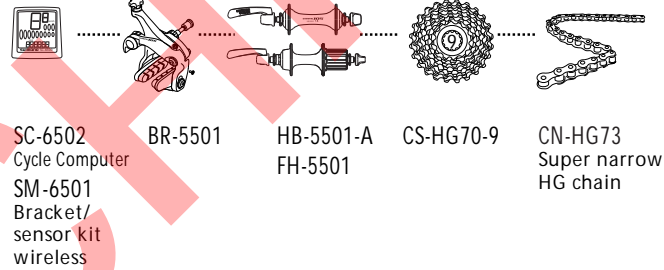


27-SPEED



ST-R600
SL-BS77 BL-R600

For flat handle bar



SC-6502
Cycle Computer
SM-6501
Bracket/
sensor kit
wireless

BR-5501

HB-5501-A
FH-5501

CS-HG70-9

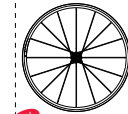
CN-HG73
Super narrow
HG chain



HP-5501-S/L



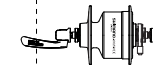
PD-R540



NEW

WH-R550
Complete
wheel
CP-WH20

CP-FH01
CP-FH02
CP-FH31
CP-FH35



DH-3N70
Hub Dynamo
6V-3.0W

DH-2N70
Hub Dynamo
6V-2.4W

BR-R600
Long reach
caliper brake



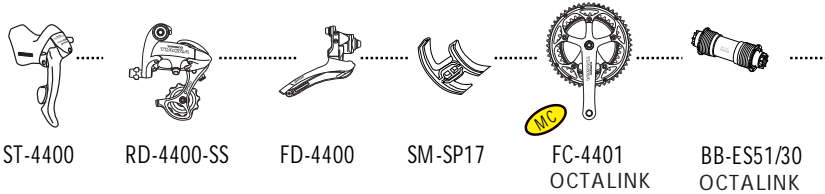
BR-R550 *
Cantilever
brake



* Linkwire should be ordered separately.
A-LWTYPE (59.5mm)
A-LWZTYF (64.5mm)

TIAGRA

18-SPEED



ST-4400 RD-4400-SS FD-4400 SM-SP17 **FC-4401 OCTALINK** BB-ES51/30 OCTALINK

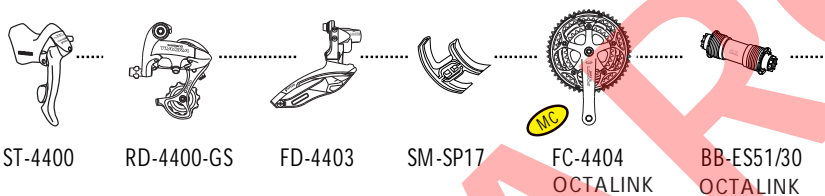
ST-R600
SL-7700 BL-R400
SL-BS77
FC-4400 BB-UN53

For flat handle bar



SL-R440 BL-R440 FD-R440

27-SPEED



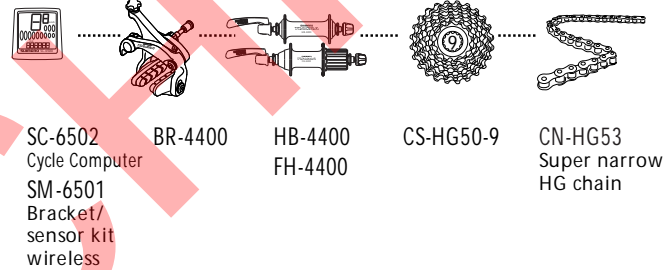
ST-4400 RD-4400-GS FD-4403 SM-SP17 **FC-4404 OCTALINK** BB-ES51/30 OCTALINK

ST-R600
SL-BS77 BL-R400
FC-4403 BB-UN53

For flat handle bar



SL-R440 BL-R440 FD-R443



SC-6502 Cycle Computer
SM-6501 Bracket/sensor kit wireless
BR-4400 HB-4400 FH-4400
CS-HG50-9 CN-HG53 Super narrow HG chain


BR-A550-57 long reach w/ shimano logo




BR-R550 * Cantilever brake



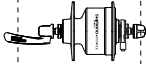
* Linkwire should be ordered separately.
A-LWTYPE (59.5mm)
A-LWZTYF (64.5mm)



PD-R540

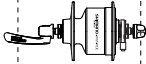


NEW WH-R550 Complete wheel CP-WH20



NEW WH-R500 CP-FH02 for 21-25T CP-FH35 for 27T

CP-FH01
CP-FH02
CP-FH31
CP-FH35

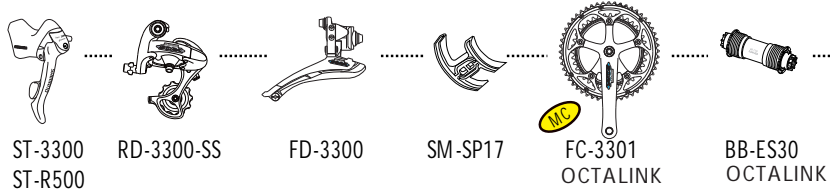


DH-3N70 Hub Dynamo: 6V-3.0W

DH-2N70 Hub Dynamo: 6V-2.4W

SORA

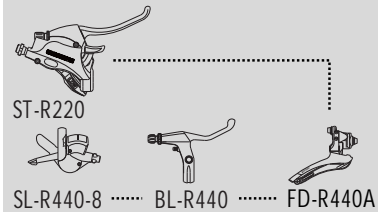
16-SPEED



ST-3300 ST-R500 RD-3300-SS FD-3300 SM-SP17 FC-3301 OCTALINK BB-ES30 OCTALINK

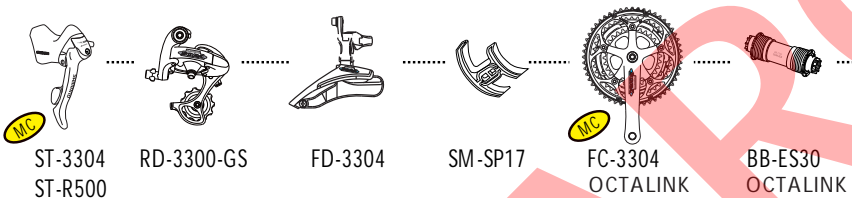
SL-R400 BL-R400 FC-3300 BB-UN25

For flat handle bar



ST-R220 SL-R440-8 BL-R440 FD-R440A

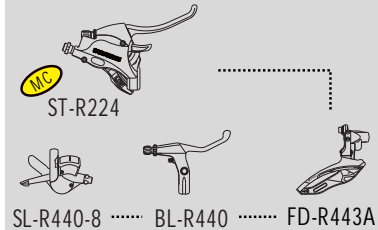
24-SPEED



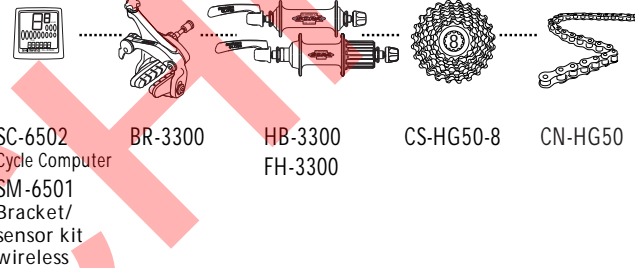
ST-3304 ST-R500 RD-3300-GS FD-3304 SM-SP17 FC-3304 OCTALINK BB-ES30 OCTALINK

SL-R400 BL-R400 FC-3303 BB-UN25

For flat handle bar



ST-R224 SL-R440-8 BL-R440 FD-R443A



SC-6502 Cycle Computer SM-6501 Bracket/sensor kit wireless BR-3300 HB-3300 FH-3300 CS-HG50-8 CN-HG50



PD-R540



NEW WH-R500 Complete wheel

CP-FH02 for 21-25T CP-FH35 for 27T

CP-FH01 CP-FH02 CP-FH31 CP-FH35

BR-A550-57 long reach w/ shimano logo



BR-R550 * Cantilever brake

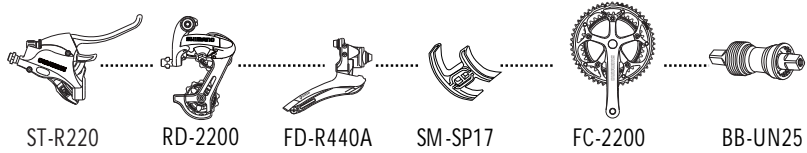


* Linkwire should be ordered separately.
A-LWTYPE (59.5mm)
A-LWZTYF (64.5mm)

2200

16-SPEED

For flat handle bar



For flat handle bar

16-SPEED

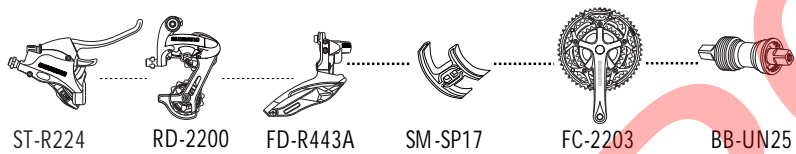


For drop handle bar



24-SPEED

For flat handle bar

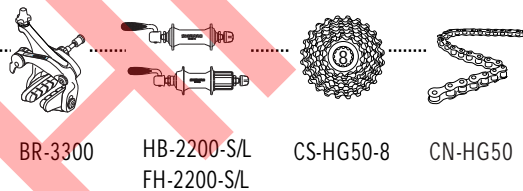



For flat handle bar

24-SPEED



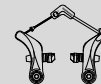
For drop handle bar



BR-A550-57
Long reach
w/ shimano
logo



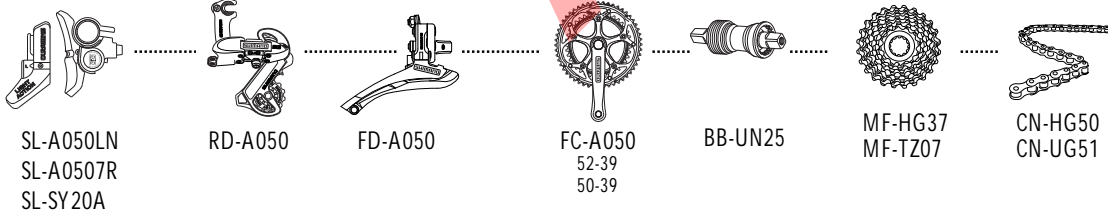
BR-R550 *
Cantilever
brake




* Linkwire should be ordered separately.
A-LWTYPE (59.5mm)
A-LWZTYF (64.5mm)


A050

14-SPEED





PD-R540



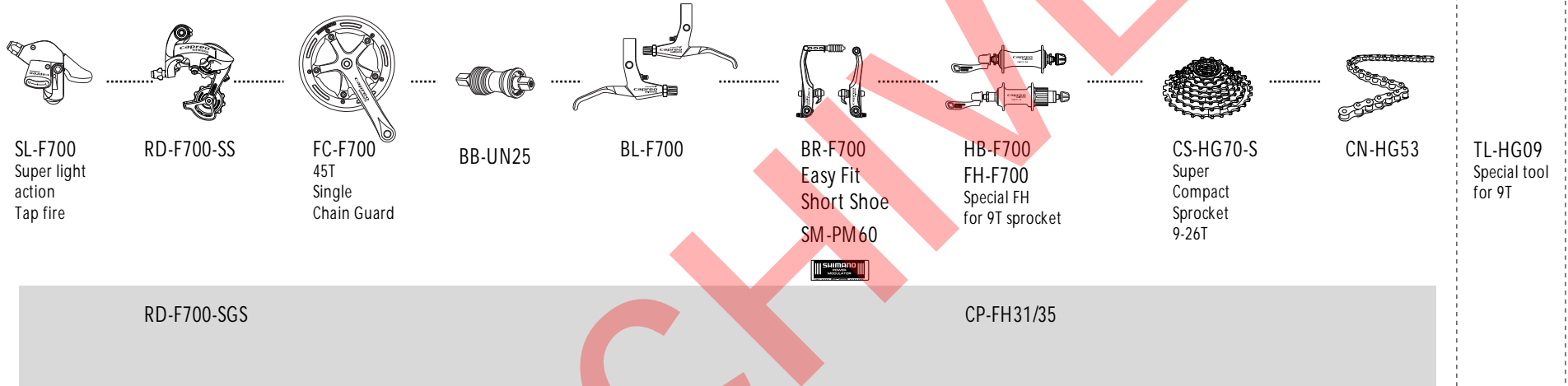
NEW WH-R500
Complete
wheel

CP-FH01
CP-FH02
CP-FH31
CP-FH35

CP-FH02
for 21-25T
CP-FH35
for 27T

CAPREO

wheel size : 20inch max.

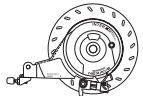


Cyber Nexus (Nexus Di2)

ROLLER BRAKE SPEC.

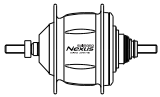


NEW SG-8R45



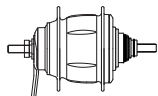
BR-IM70-R

V BRAKE SPEC.



NEW SG-8R45-VS


COASTER BRAKE SPEC.



NEW SG-8C45



NEW MU-8S40
Motor Unit



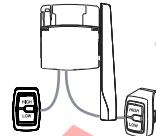
Small Parts



NEW AI-8S40
CPU, Energy Station



NEW SC-8S40
Flight Deck /
Display panel /
Detachable



SW-8S40
Electronic
Shifter &
Mode changer



NEW EW-AA (AI-MU)
EW-AB (AI-SC)
EW-AC (AI-RS/SW-FS)
EW-DD (AI-DH)
electric cable



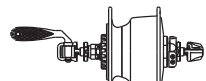
FC-NX80
Hollow tech
46T
(Made in Italy)



FC-NX60
33/38T
(Made in Italy)




BB-UN25



NEW DH-3RB1-QR
Hub Dynamo
for C-Nexus /Roller Brake



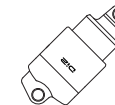
BL-IM65
for Roller Brake use



BR-IM75-F



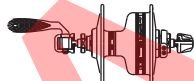
FS-C810
Computer
Controlled
Front Suspension



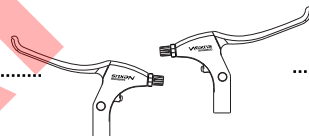
RS-C810
Computer
Controlled
Rear Suspension



CN-NX10



NEW DH-3NB1-QR
Hub Dynamo
for C-Nexus / Non Brake



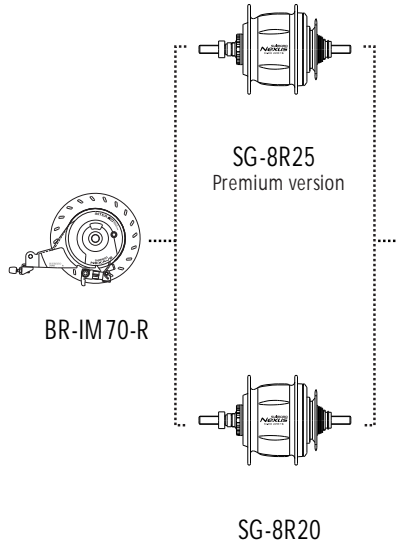
BL-IM65
for V-Brake use



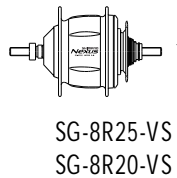
BR-C600
V-brake
SM-PM40
power modulator

NEXUS INTER-8

ROLLER BRAKE SPEC.



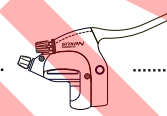
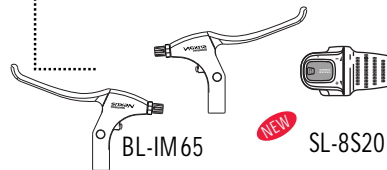
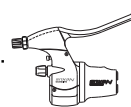
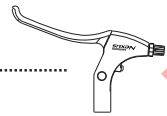
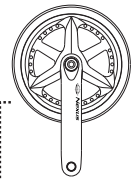
V BRAKE SPEC.



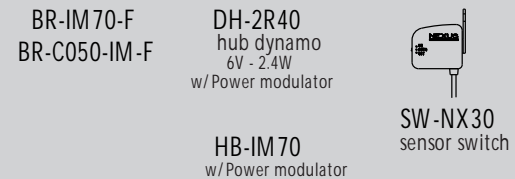
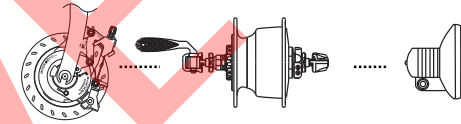
COASTER BRAKE SPEC.



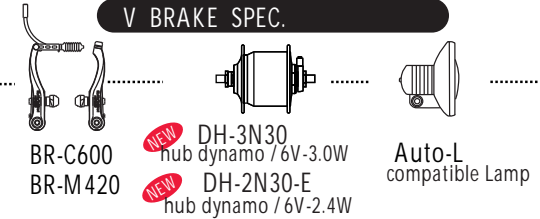
Small Parts Set



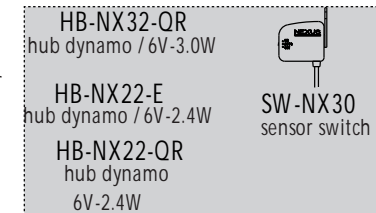
ROLLER BRAKE SPEC.



V BRAKE SPEC.

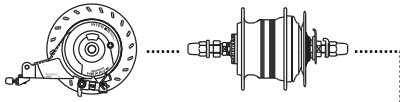


SM-PM40
Power modulator



NEXUS INTER-7

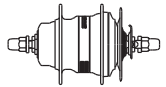
ROLLER BRAKE SPEC.



BR-IM70-R SG-7R46

BR-IM41-R
BR-IM50-R

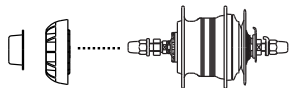
COASTER BRAKE SPEC.



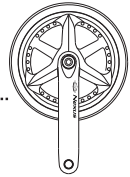
SG-7C26

(Steel Hub Shell)
SG-7C18 (made in Czech)
SG-7C16 (made in Singapore)

V BRAKE SPEC.



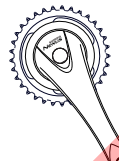
Small parts Left hand dust cap SG-7R46



FC-NX80
Hollow tech
46T
(Made in Italy)



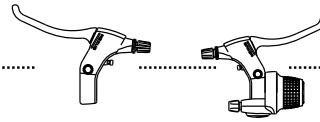
Small Parts Set



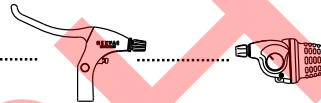
FC-NX60
33 / 38T
(Made in Italy)



BB-UN25



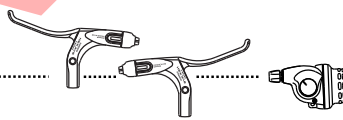
BL-IM45 hub roller brake use SB-7S45 hub roller brake use



BL-IM65 hub roller brake use SL-7S10



ST-7S20



BL-C600
w/ Power modulator

SL-7S10

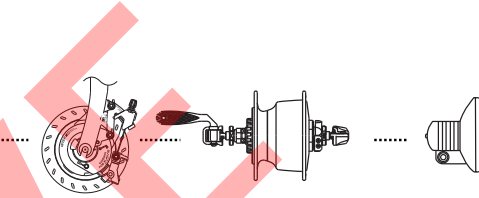


ST-7S20

BL-IM65
V-brake use

BL-IM45
V-brake use

SB-7S45
V-brake use



BR-IM75-F

DH-3R40-QR
DH-3R40-NT
hub dynamo
6V - 3.0W
w/ Power modulator

Auto-L
compatible Lamp

BR-IM70-F
BR-C050-IM-F

DH-2R40
HB-C050-DR
hub dynamo
6V - 2.4W w/ Power modulator

SW-NX30
sensor switch

HB-C051-DR
hub dynamo
6V - 3.0W w/ Power modulator

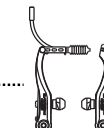
HB-IM70
HB-C052-IM
w/ Power modulator

Any Lamp

BR-IM50-F
BR-IM41-F

HB-NX50-QR/NT
HB-NX60-NT
HB-IM45/40

* refer to technical information for selection



BR-C600

NEW DH-3N30
hub dynamo / 6V-3.0W
NEW DH-2N30-E
hub dynamo / 6V-2.4W

Auto-L
compatible Lamp

HB-NX32-QR
hub dynamo / 6V-3.0W

SW-NX30
sensor switch

HB-NX22-QR
hub dynamo / 6V-2.4W

Any Lamp



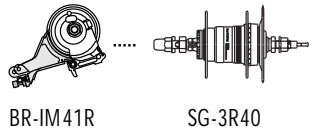
CN-NX10



HP-NX10

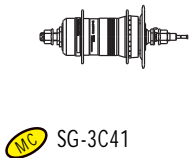
NEXUS AUTO-D w/Inter-3

ROLLER BRAKE SPEC.



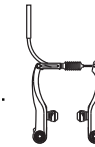
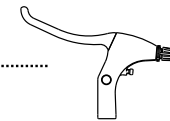
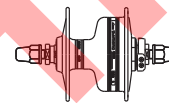
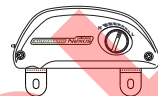

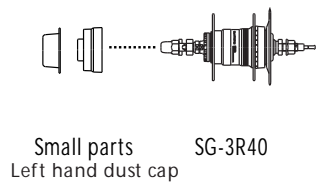
BR-IM31R
w/o fin
w/ fin

COASTER BRAKE SPEC.



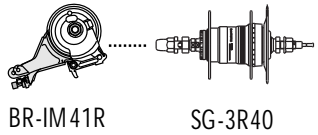
Small Parts Set

V BRAKE SPEC.



NEXUS INTER-3

ROLLER BRAKE SPEC.



BR-IM41R

SG-3R40

BR-IM31R
w/o fin
w/fin

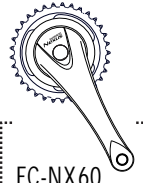
COASTER BRAKE SPEC.




MC

SG-3C41

Small Parts Set



FC-NX60
33 / 38T
(Made in Italy)

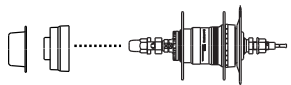


FC-NX30
33 / 38T
(Made in Italy)



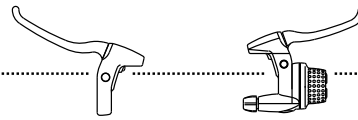
BB-UN25

V BRAKE SPEC.



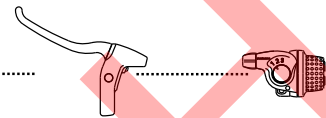
Small parts
Left hand dust cap

SG-3R40



BL-IM32
BL-IM32-J
hub roller brake use

SB-3S30
SB-3S30-J
hub roller brake use



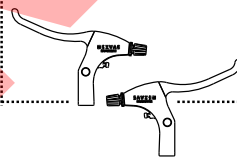
BL-IM32
BL-IM32-J
hub roller brake use

SL-3S35

BL-IM65
hub roller brake use
Right hand lever

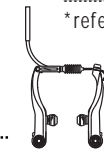


SL-3S95



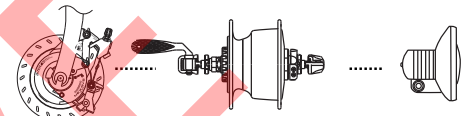
BL-IM65
V-brake use

SL-3S35



BR-M430
BR-M420

SM-PM40
Power modulator



BR-IM75-F

DH-3R40-OR
DH-3R40-NT
hub dynamo
6V - 3.0W
w/ Power modulator



Auto-L
compatible Lamp

BR-IM70-F
BR-C050-IM-F

DH-2R40
HB-C050-DR
hub dynamo
6V - 2.4W
w/ Power modulator



SW-NX30
sensor switch

HB-C051-DR
hub dynamo
6V - 3.0W
w/ Power modulator

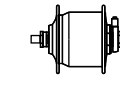


Any Lamp

BR-IM50-F
BR-IM41-F

HB-NX50-QR/NT
HB-NX60-NT
HB-IM45/40

*refer to technical information for selection



NEW DH-3N30
hub dynamo / 6V-3.0W
NEW DH-2N30-E
hub dynamo / 6V-2.4W



Auto-L
compatible Lamp

HB-NX32-QR
hub dynamo / 6V-3.0W



SW-NX30
sensor switch

HB-NX22-QR
hub dynamo / 6V-2.4W

Any Lamp



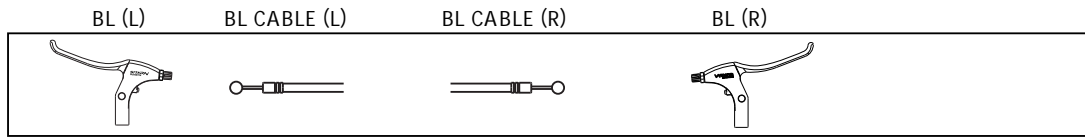
CN-NX10



HP-NX10

Cyber Nexus. (SG-8R45/8C45)

SB/ST/SL - BL - BL cable combination & part NO.



BL-IM65
For V. canti,
hub roller brake
3-finger brake lever

BC-T

BC-T

BL-IM65
For V. canti,
hub roller brake
3-finger brake lever

Brake lever

		Left hand side	Right hand side
		KBL-	
BL-IM65	V-brake	IM65VL	IM65VR
	canti	IM65CL	IM65CR



CPU unit for Cyber Nexus

AI-8S40	KAI8S40A
---------	----------



Motor unit for Cyber Nexus

MU-8S40	KMU8S40A
---------	----------



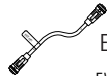
FLIGHTDECK for Cyber Nexus

SC-8S40	KSC8S40A
---------	----------



Switch for Cyber Nexus

SW-8S40	KSW8S40A
---------	----------



Electric cable (Please see spec handbook)

EW-AA (AI-MU)

EW-AB (AI-SC)

EW-AC (AI-RS/SW-FS)

EW-DD (AI-DH)

Brake Cable

BC-T	KBCTYP****
------	------------

Small parts combination & part NO.

Arm Clip Unit

	DX (stainless)	STD (Chrome)	Coated
KSMCLIP-			
5/8"	CES	CE	CESL
11/16"	EES	EE	EESL
3/4"	BES	BE	
15mm	GES	GE	
22mm	KES	KE	KESL

Hub roller brake

	DX	STD
KBRIM-		
BR-IM41-R	41RFEDX	41RFE
BR-IM50-R	50RE	
BR-IM70-R	70RE	

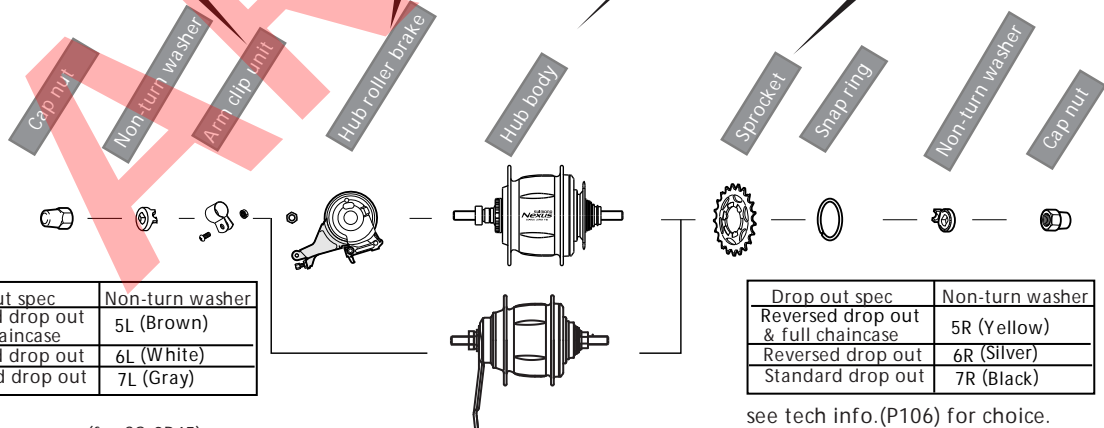
Hub body

	A=184.9 mm	
SG-8R45		KSG8R45A
SG-8R45-VS		KSG8R45VSA
SG-8C45A		KSG8C45A

A : Axle Length

Sprocket

	DX (Chrome)	STD (black)
KSMGEAR-		
16T	16S	16L
18T	18S	18L
19T	19S	19L
20T	20S	20L
21T	21S	21L
22T	22S	22L
23T	—	23L



Drop out spec	Non-turn washer
Reversed drop out & full chaincase	5L (Brown)
Reversed drop out	6L (White)
Standard drop out	7L (Gray)

Drop out spec	Non-turn washer
Reversed drop out & full chaincase	5R (Yellow)
Reversed drop out	6R (Silver)
Standard drop out	7R (Black)

see tech info.(P106) for choice.

KSM8R20-

(for SG-8R45)

	DX	STD	see arm clip unit chart	see HRB chart	see hub body chart	see sprocket chart	○	○	○
A0060X	○	5L					○	5R	○
A0070X	○	6L					○	6R	○
A0080X	○	7L					○	7R	○

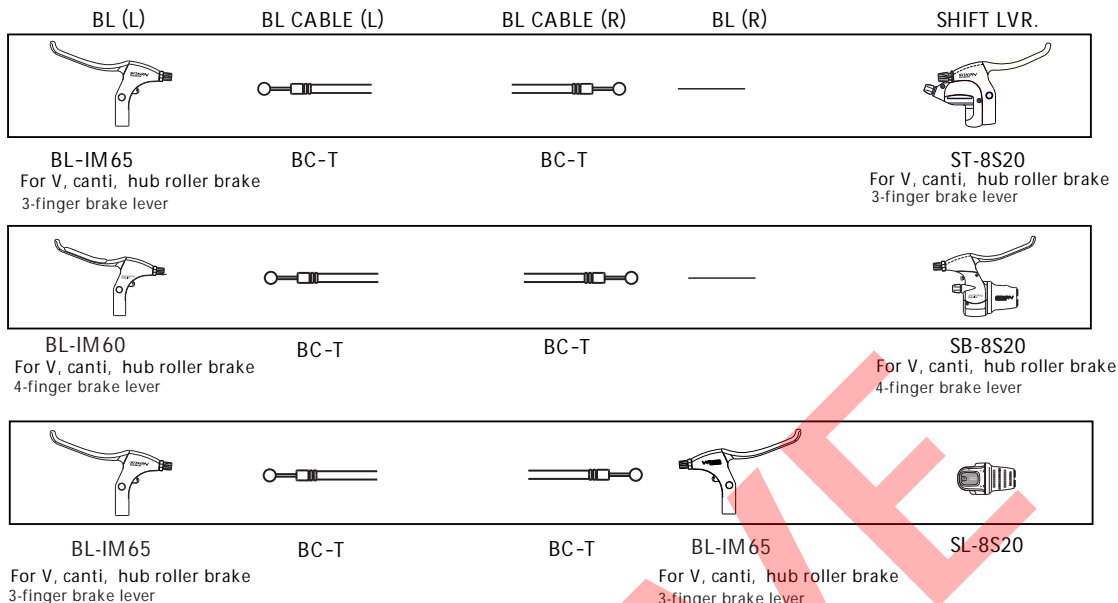
KSM8C20-

(for SG-8C45)

	DX	STD	see arm clip unit chart	see HRB chart	see hub body chart	see sprocket chart	○	○	○
A0070X	○	5L					○	5R	○
A0080X	○	6L					○	6R	○
A0090X	○	7L					○	7R	○

8 speed Roller / Coaster. (SG-8R20/8C20)

SB/ST/SL - BL - BL cable combination & part NO.



Shifting Lever

ST-8S20	KST8S20	C:canti V:v-brake	***: cable length	L:black S:silver	2 :for CJ-8S20 S2 :for CJ-8S40
SB-8S20	KSB8S20	C:canti V:v-brake	***: cable length	L:black S:silver	2 :for CJ-8S20 S2 :for CJ-8S40
SL-8S20	ASL8S20	***: cable length	L:black		:for CJ-8S20 S :for CJ-8S40

		Left hand side	Right hand side
KBL-			
BL-IM60	V-brake	IM60VL	
	canti	IM60CL	
BL-IM65	V-brake	IM65VL	IM65VR
	canti	IM65CL	IM65CR

Brake Cable

BC-T	KBCTTYP****
------	-------------

Small parts combination & part NO.

Arm Clip Unit

	DX (stainless)	STD (Chrome)	Coated
KSMCLIP-			
5/8"	CES	CE	CESL
11/16"	EES	EE	EESL
3/4"	BES	BE	BESL
15mm	GES	GE	GESL
22mm	KES	KE	KESL

Hub roller brake

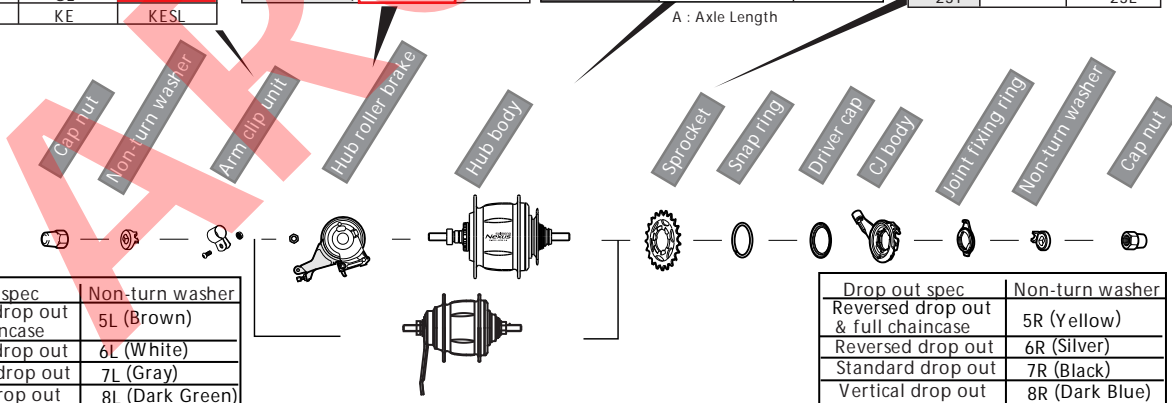
	KBRIM-
BR-IM41-R	41RFE7
BR-IM50-R	50RE8
BR-IM70-R	70RE8

Hub body

		KSG8R-
SG-8R20	A=184mm	20A
SG-8R20	A=203mm	20AC
SG-8R20-VS	A=184mm	20VSA
SG-8R25	A=184mm	25A
SG-8R25-VS	A=184mm	25VSA

Sprocket

	DX (Chrome)	STD (black)
KSMGEAR-		
16T	16S	16L
18T	18S	18L
19T	19S	19L
20T	20S	20L
21T	21S	21L
22T	22S	22L
23T	—	23L



Drop out spec	Non-turn washer
Reversed drop out & full chaincase	5L (Brown)
Reversed drop out	6L (White)
Standard drop out	7L (Gray)
Vertical drop out	8L (Dark Green)

Drop out spec	Non-turn washer
Reversed drop out & full chaincase	5R (Yellow)
Reversed drop out	6R (Silver)
Standard drop out	7R (Black)
Vertical drop out	8R (Dark Blue)

KSM8R20- (for SG-8R20)

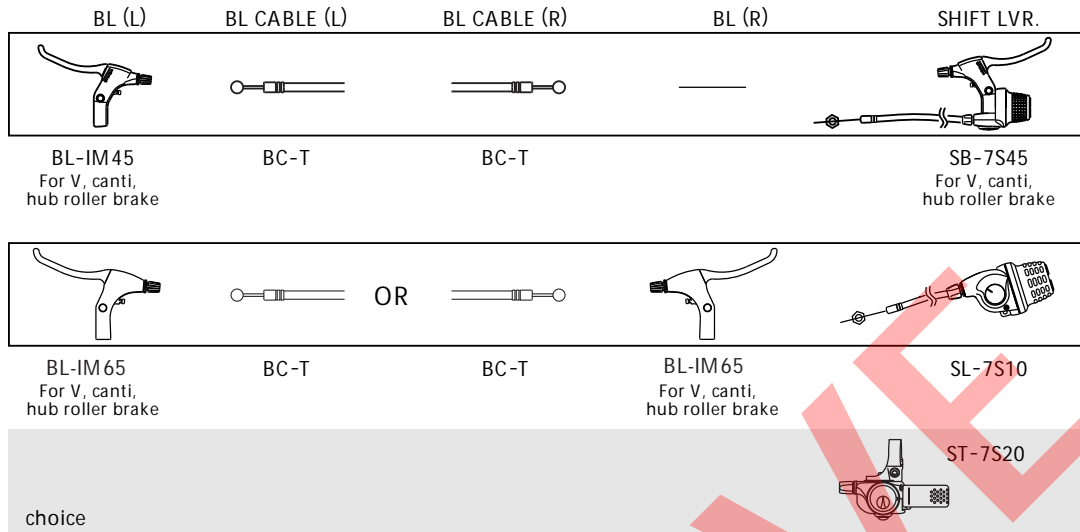
Part No.	Drop out spec	Non-turn washer	Arm clip unit chart	HRB chart	Hub body chart	Sprocket chart	CJ-8S20	CJ-8S40	5R	6R	7R	8R
A0010A	○	5L	see arm clip unit chart	see HRB chart	see hub body chart	see sprocket chart	○	○	○	○	○	○
A0020A	○	7L					○	○	○	○		
A0030S	○	5L					○	○	○	○		
A0040S	○	7L					○	○	○	○		
A0050S	○	6L					○	○	○	○		
A0110A	○	8L					○	○	○	○		
A0120S	○	8L	○	○	○	○						

KSM8C20- (for SG-8C20)

Part No.	Drop out spec	Non-turn washer	Arm clip unit chart	HRB chart	Hub body chart	Sprocket chart	CJ-8S20	CJ-8S40	5R	6R	7R
A0010A	○	5L	see arm clip unit chart	see HRB chart	see hub body chart	see sprocket chart	○	○	○	○	○
A0020A	○	6L					○	○	○	○	
A0030A	○	7L					○	○	○	○	
A0040S	○	5L					○	○	○	○	
A0050S	○	6L					○	○	○	○	
A0060S	○	7L					○	○	○	○	

7 speed Roller. (SG-7R46)

■ SB/ST/SL - BL - BL cable combination & part NO.



Brake Cable

BC-T	KBCTTYP****
------	-------------

Shifting Lever

SB-7S45	KSB7S45	C:canti V:v-brake	***: cable length	L:black S:silver	SS:for CJ-NX40 S:for CJ-NX10 / 7S40
SL-7S10	ASL7S10	***: cable length	L:black	SS:for CJ-NX40 S:for CJ-NX10 / 7S40	4:outer dia.
ST-7S20	KST7S20	***: cable length	L:black	SS:for CJ-NX40 SX:for CJ-NX10 / 7S40	

Brake lever

		Left hand side	Right hand side
		KBL-	
BL-IM45	V-brake canti	IM45VL	
BL-IM65	V-brake canti	IM65VL	IM65VR
		IM65CL	IM65CR

■ Small parts combination & part NO.

Arm Clip Unit

	DX (stainless)	STD (Chrome)	Coated
KSMCLIP-			
5/8"	CES	CE	CESL
11/16"	EES	EE	EESL
3/4"	BES	BE	BESL
15mm	GES	GE	GESL
22mm	KES	KE	KESL

Hub roller brake

	DX	STD
KBRIM-		
BR-IM41-R	41RFEDX	41RFE
BR-IM50-R	50RE7	
BR-IM70-R	70RE7	

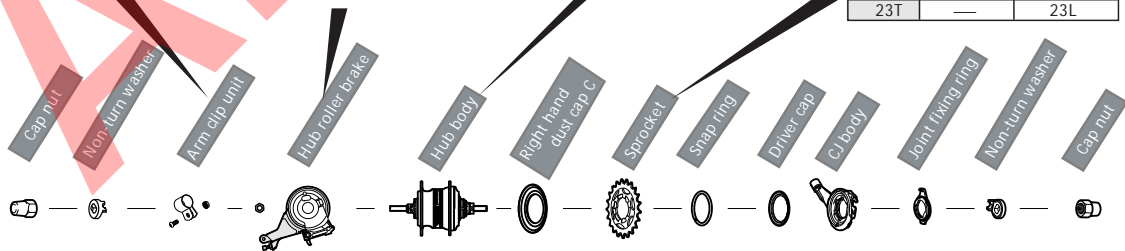
Hub body

		KSG7R46-
SG-7R46	A=182mm	AS
	A=202mm	AL

A : Axle Length

Sprocket

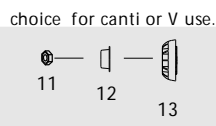
	DX (Chrome)	STD (black)
KSMGEAR-		
16T	16S	16L
18T	18S	18L
19T	19S	19L
20T	20S	20L
21T	21S	21L
22T	22S	22L
23T	—	23L



KSM7R45N-

	010H	020H	160S	150S	5L	7L	7L	5L	see arm clip unit chart	see HRB chart	see hub body chart	see sprocket chart	CJ-NX10	CJ-NX10	CJ-NX40	CJ-NX40	5R	7R	7R	5R	

5L (Brown)
7L (Gray)



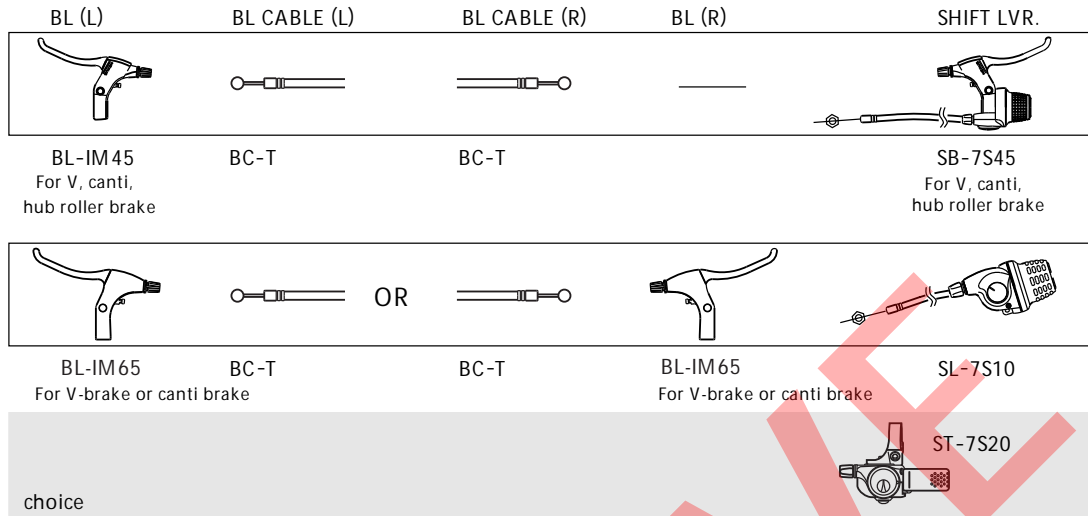
KSM7R42LD9010	
11	Locknut
12	Left hand dust cap A
13	Left hand dust cap B designed for 7 speed use only

5R (Yellow)
7R (Black)

see tech info.(P106) for choice.

7 speed Coaster. (SG-7C26 / 16)

SB/ST/SL - BL - BL cable combination & part NO.



Brake Cable

BC-T	KBCTYP****
------	------------

Brake lever

		Left hand side	Right hand side
BL-IM45	V-brake canti	KBLIM45VL KBLIM45CL	
BL-IM65	V-brake canti	KBLIM65VL KBLIM65CL	KBLIM65VR KBLIM65CR
BL-IM32	normal short reach	ABLIM32L	

Shifting Lever

SB-7S45	KSB7S45	C:canti V:v-brake	***: cable length	L:black S:silver	SS:for CJ-NX40 S :for CJ-NX10 / 7S40
SL-7S10	ASL7S10	***: cable length	L:black	SS:for CJ-NX40 S :for CJ-NX10 / 7S40	
ST-7S20	KST7S20	***: cable length	L:black	SS:for CJ-NX40 SX:for CJ-NX10 / 7S40	

Small parts combination & part NO.

Arm Clip Unit

	DX (stainless)	STD (Chrome)	Coated
KSMCLIP-			
5/8"	CES	CE	CESL
11/16"	EES	EE	EESL
3/4"	BES	BE	BESL
15mm	GES	GE	GESL
22mm	KES	KE	KESL

Hub body (Made in Japan)

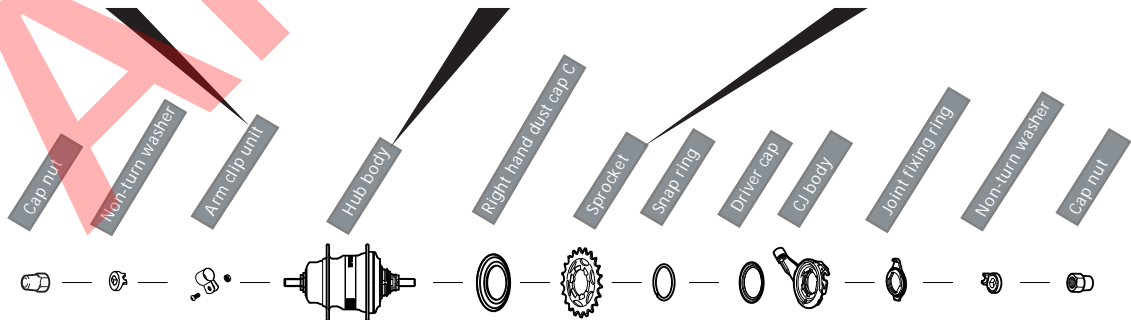
	KSG7C-
SG-7C26	26SCA
SG-7C16	16A
SG-7C16DX	16ADX

(Made in Czech)

SG-7C18 (satin plating)	ASG7C- 18ANR
-------------------------	-----------------

Sprocket

	DX (Chrome)	STD (black)
KSMGEAR-		
16T	16S	16L
18T	18S	18L
19T	19S	19L
20T	20S	20L
21T	21S	21L
22T	22S	22L
23T	—	23L



KSM7C25N-

020H	○	5L						○	○	CJ-NX10	○	5R	○
010H	○	7L						○	○	CJ-NX10	○	7R	○
080S	○	5L						○	○	CJ-NX40	○	5R	○
070S	○	7L						○	○	CJ-NX40	○	7R	○

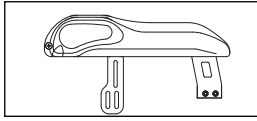
5L (Brown)
7L (Gray)

5R (Yellow)
7R (Black)

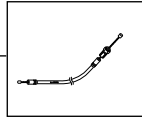
see tech info.(P106) for choice.

Auto-D w/ Inter-3 Roller / Coaster. (SG-3R40 / 3C41)

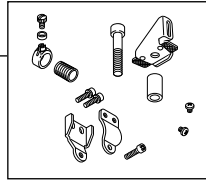
CPU Unit.



AI-3S10



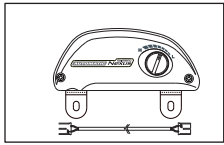
LS-AI3S10




SM

AI-3S10	KAI3S10AEA
LS-AI3S10	KLSAI3S10 ***: cable length S: silver
SM	KSMAI3S10EXA

addition to these standard spec,
DX version (corrosion resistant spec) available.



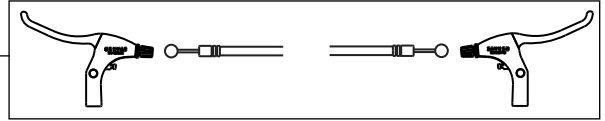
AI-3S30
w/EW-AI3S30
& SM-AI3S30



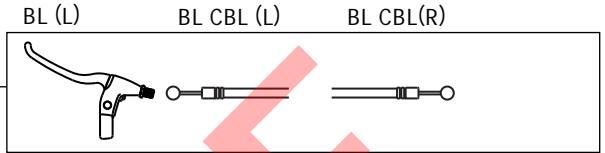
LS-AI3S30

AI-3S30 w/EW & SM	AAI3S30EPA
LS-AI3S30	ALSAI3S30 ***: cable length S: silver

BL (L) BL CBL (L) BL CBL(R) BL (R)



BL-IM65 BC-T type BC-T type BL-IM65
For V brake use For V brake use
For HRB use For HRB use



BL-IM32 BC-T type BC-T type
For HRB use

Brake lever

		Left hand side	Right hand side
BL-IM65	V brake canti	KBLIM65VL	KBLIM65VR
BL-IM32	normal	ABLIM32L	
	short reach	ABLIM32JL	

Brake Cable

BC-T	KBCTYP****
------	------------

■ Small parts combination for SG & part NO.

For Auto-D w/ Inter-3, small parts combination for SG are same as for SG-3R40 , SG-3C41.

3 speed Roller. (SG-3R40)

■ SB/ST/SL - BL - BL cable combination & part NO.

BL (L)	BL CABLE (L)	BL CABLE (R)	BL (R)	SHIFT LVR.	BELL CRANK
BL-IM32	BC-T type	BC-T type	BL-IM32-J Hub roller brake use (For kid) choice	SB-3S30 Hub roller brake use	BELL CRANK 3 BELL CRANK 4
BL-M420 For V-brake	BC-T type	BC-T type	For V-brake	SL-3S35 SL-3S95	BELL CRANK 3 BELL CRANK 4
choice					

Shifting Lever

SB-3S30	KSB3S30	***: cable length	L:black S:silver	E : outer dia. =4mm S5 : outer dia. =5mm
SB-3S30J	KSB3S30J	***: cable length	L:black	E : outer dia. =4mm S5 : outer dia. =5mm
SL-3S35	KSL3S35E	:black Y:yellow	***: cable length	L:black S : bell crank 3
SL-3S95	KSL3S95S	***: cable length	L:black	S :sealed

Brake lever

		Left hand side	Right hand side
BL-IM32	normal	ABLIM32L	
BL-IM32-J	short reach	ABLIM32JL	
BL-M420		ABLIM420L	ABLIM420R

Brake Cable

BC-T	KBCTYP****
------	------------

■ Small parts combination & part NO.

Hub body

SG-3R40	36H	DX				STD	
		KSG3R40-					
	O=120mm	A=170mm	A2070DX	A2070			
	O=120mm	A=189mm	A2089DX	A2089			
	O=126mm	A=176mm	A2676DX	A2676			
	28H	O=120mm	A=170mm	C2070DX	C2070		
		O=120mm	A=189mm	C2089DX	C2089		

Arm Clip Unit

	DX (stainless)	STD (Chrome)	Coated
KSMCLIP-			
5/8"	CES	CE	CESL
11/16"	EES	EE	EESL
3/4"	BES	BE	BESL
15mm	GES	GE	GESL
22mm	KES	KE	KESL

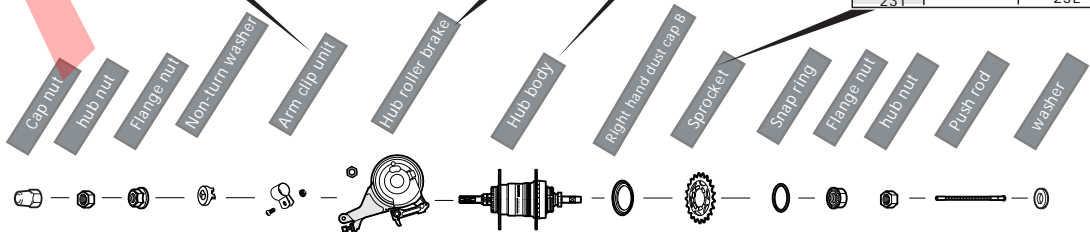
Hub roller brake

	DX	STD
KBRIM-		
BR-IM31-R	31RJE(120mm) / 31RJE127(127mm)	
BR-IM31-R w/fin	31RFE(120mm) / 31RFE127(127mm)	
BR-IM41-R	41RFEDX	41RFE
BR-IM50-R		50RE
BR-IM70-R		70RE

O : O.L.D / A : Axle Length

Sprocket

	DX (Chrome)	STD (black)
KSMGEAR-		
15T	15FS3	15FL3
16T	16S	16L
18T	18S	18L
19T	19S	19L
20T	20S	20L
21T	21S	21L
22T	22S	22L
23T		23L

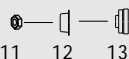


KSM3R40N-

FS010E			○	○	see arm clip unit chart	see hub roller brake chart	see hub body chart	○	○	○	○	○	○	○	○	○	○	81.85mm	
CS020E	○							○	○	○	○	○	○	○	○	○	○	81.85mm	
FLO30E		○						○	○	○	○	○	○	○	○	○	○	90.75mm	X3
CLO40E			○					○	○	○	○	○	○	○	○	○	○	90.75mm	X3
FM060E				○				○	○	○	○	○	○	○	○	○	○	86.85mm	
CM070E	○							○	○	○	○	○	○	○	○	○	○	86.85mm	

2:YELLOW

choice for canti or V use.





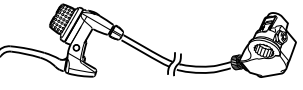

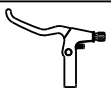


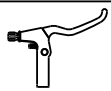
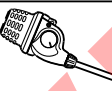




KSM3R40LD9010

11	Locknut
12	Left hand dust cap A
13	Left hand dust cap B for 3 and 4 speed

3 speed Coaster. (SG-3C41)

■ SB/ST/SL - BL - BL cable combination & part NO.

BL (L)	BL CABLE (L)	BL CABLE (R)	BL (R)	SHIFT LVR.	BELL CRANK
					
BL-IM32 Not for V-brake <small>(Only for triple brake spec)</small>	BC-T type	BC-T type		SB-3S30 Not for V-brake	Bell Crank3 Bell Crank4
BL-IM32-J Not for V-brake (For kid) choice				SB-3S30-J Not for V-brake (For kid)	
		OR 			
BL-MC16 Not for V-brake	BC-T type	BC-T type	BL-MC16 Not for V-brake	SL-3S35	Bell Crank3 Bell Crank4
BL-IM32 BL-IM32-J Not for V-brake BL-M420 For V-brake choice			BL-M420 For V-brake		
				SL-3S95	

Shifting Lever

SB-3S30	KSB3S30	***: cable length	L:black S:silver	E : outer dia. =4mm S5 : outer dia. =5mm
SB-3S30J	KSB3S30J	***: cable length	L:black	E : outer dia. =4mm S5 : outer dia. =5mm
SL-3S35	ASL3S35E	:black Y :yellow	***: cable length	L:black S : bell crank 3 SB : bell crank 4
SL-3S95	KSL3S95S	***: cable length	L:black	S :sealed

Brake lever

		Left hand side	Right hand side
BL-IM32	normal	ABLIM32L	
BL-IM32-J	short reach	ABLIM32JL	
BL-M420		ABLM420L	ABLM420R
BL-MC16		ABLMC16L	ABLMC16R

Brake Cable

BC-T	KBCTTYP****
------	-------------

■ Small parts combination & part NO.

Arm Clip Unit

	DX (stainless)	STD (Chrome)	Coated
	KSMCLIP-		
5/8"	CES	CE	CESL
11/16"	EES	EE	EESL
3/4"	BES	BE	BESL
15mm	GES	GE	GESL
22mm	KES	KE	KESL

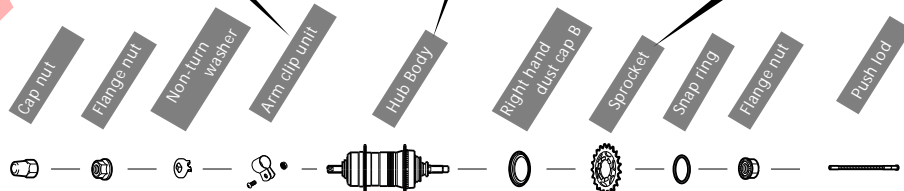
Hub body

			DX	STD
			ASG3C41-	
SG-3C41	36H	O=120mm A=168mm	A2068DX	A2068
		O=120mm A=178mm		A2078
		O=127mm A=175mm	A2775DX	A2775
	28H	O=120mm A=168mm	C2068DX	C2068

O : O.L.D / A : Axle Length

Sprocket

	DX (Chrome)	STD (black)
	KSMGEAR-	
15T	15FS3	15FL3
16T	16S	16L
18T	18S	18L
19T	19S	19L
20T	20S	20L
21T	21S	21L
22T	22S	22L
23T	—	23L



KSM3C41N-

FS010E		○	○	see arm clip unit chart	see hub body chart	○	○	see sprocket chart	○	○	81.85mm		
CS020E	○		○								○	○	81.85mm
FL030E		○	○								○	○	86.85mm
CL040E	○		○								○	○	86.85mm