



Table of Contents

<u>ATB</u>		<u>NEXAVE</u>	<u>Page 87</u>	LP	<u>Page 153</u>
RD	<u>Page 2</u>	RD/FD/ST/BL/BR/BL/FC/FH/IF/		LP(SM)	<u>Page 156</u>
FD	<u>Page 9</u>	HB/CS/CN/FS/RS/SW/EW/SC		HB-Dynamo	<u>Page 157</u>
SL (ST)	<u>Page 17</u>				
BL (ST)	<u>Page 29</u>	<u>ROAD</u>		<u>Capreo</u>	
BR	<u>Page 35</u>	RD	<u>Page 99</u>	RD/CS/SL/BL/BR/FC/HB/FH	
Disc BR(Caliper)	<u>Page 37</u>	FD	<u>Page 101</u>		<u>Page 162</u>
Disc BR(Lever)	<u>Page 40</u>	ST / SL / BL	<u>Page 108</u>		
Disc BR(Rotor)	<u>Page 42</u>	BR	<u>Page 115</u>	<u>Alfine</u>	
Disc BR(Hose)	<u>Page 44</u>	FC	<u>Page 117</u>	SG/CT/CS/SL/BL/BR/FC	
HRB	<u>Page 45</u>	BB	<u>Page 120</u>		<u>Page 164</u>
PM	<u>Page 46</u>	FH	<u>Page 123</u>		
FC	<u>Page 47</u>	HB	<u>Page 125</u>	<u>Nexus</u>	
BB	<u>Page 57</u>	CS	<u>Page 128</u>	NexusDi2(CyberNexus)	
FH-Standard	<u>Page 62</u>	CN	<u>Page 132</u>		<u>Page 166</u>
FH-Disc Brake	<u>Page 66</u>			INTER 8	<u>Page 167</u>
FH-Roller Brake	<u>Page 69</u>	<u>General Items</u>		INTER 7	<u>Page 168</u>
HB-Standard	<u>Page 70</u>	HP	<u>Page 133</u>	INTER 3	<u>Page 169</u>
HB-Disc Brake	<u>Page 72</u>	SP	<u>Page 134</u>	AUTO-D	<u>Page 170</u>
HB-Roller Brake	<u>Page 76</u>	SPD	<u>Page 135</u>	INTER-S	<u>Page 171</u>
CS/MF	<u>Page 77</u>	WH (MTB)	<u>Page 137</u>	INTER-C	<u>Page 172</u>
CN	<u>Page 82</u>	WH (ROAD)	<u>Page 139</u>	OTHERS	<u>Page 173</u>
FS	<u>Page 83</u>	WH (TREKKING)	<u>Page 144</u>		
RS	<u>Page 84</u>	SC	<u>Page 145</u>		
SW	<u>Page 85</u>	SM	<u>Page 148</u>		
EW	<u>Page 86</u>	ID	<u>Page 149</u>		

****REMARKS Mark X : available / Mark - : not available**

*All information in this spec. handbook is confidential and has been given to you for the sole use of your product development staff.

This information should not be photo copied.

 New
 revised after NPP

Rear Derailleur (ATB) Specifications

Series	XTR	XTR	XTR	XTR	SAINT	SAINT	SAINT
Model No.	RD-M971	RD-M971	RD-M970	RD-M970	RD-M806	RD-M806	RD-M806
Pulley Cage	GS	SGS	GS	SGS	SS	GS	SGS
Speeds	9	9	9	9	9	9	9
Compatible with LG sprocket	-	-	-	-	-	-	-
Low-Normal Spring Type	-	-	X	X	-	-	-
Top-Normal Spring Type	X	X	-	-	X	X	X
Max Front Difference	22T	22T	22T	22T	Front single use	10T	22T
Total Capacity	33T	43T	33T	43T	29T	33T	45T
Max. Rear Sprocket	34T	34T	34T	34T	34T	34T	34T
Min. Rear Sprocket	11T	11T	11T	11T	11T	11T	11T
Riveted Adapter Available	Road type	-	-	-	-	-	-
	Bmx-Track type	-	-	-	-	-	-
Dropout	for Road type	-	-	-	-	X	X
	for Bmx-Track type	-	-	-	-	-	-
Direct Attachment	X	X	X	X	-	-	-
Detachable Bracket	-	-	-	-	-	-	-
Wheel-Type Cable Guide	-	-	-	-	-	-	-
Fluoric Coated Link Bushings	4	4	4	4	4	4	4
Parallelogram Spring Adjuster	-	-	-	-	-	-	-
Sealed Bearing Guide Pulley	X	X	X	X	-	-	-
Sealed Bearing Tension Pulley	X	X	X	X	X	X	X
11T Pulley	X	X	X	X	X	X	X
Pulley Bolt Retainer	X	X	X	X	X	X	X
Bracket Body	Material	Aluminum	Aluminum	Aluminum	Aluminum	Aluminum	Aluminum
	Finish	Anodized	Anodized	Anodized	Anodized	Painted	Painted
Plate Body	Material	Aluminum	Aluminum	Aluminum	Aluminum	Aluminum	Aluminum
	Finish	Anodized	Anodized	Anodized	Anodized	Painted	Painted
Outer Link	Material	Aluminum	Aluminum	Aluminum	Aluminum	Aluminum	Aluminum
	Finish	Anodized	Anodized	Anodized	Anodized	Painted	Painted
Inner Link	Material	Aluminum	Aluminum	Aluminum	Aluminum	Aluminum	Aluminum
	Finish	Anodized	Anodized	Anodized	Anodized	Painted	Painted
Outer Plate	Material	Aluminum	Aluminum	Aluminum	Aluminum	Aluminum	Aluminum
	Finish	Anodized	Anodized	Anodized	Anodized	Anodized	Anodized
Inner Plate	Material	Aluminum	Aluminum	Aluminum	Aluminum	Aluminum	Steel
	Finish	Anodized	Anodized	Anodized	Anodized	Anodized	Painted
Removable Rubber Bumper	X	X	X	X	-	-	-
Adjustable Bump Stopper	-	-	-	-	X	X	X
NOTE					Compatible with FH-M805/806 (12mm hub axle)	Compatible with FH-M805/806 (12mm hub axle)	Compatible with FH-M805/806 (12mm hub axle)

Rear Derailleur (ATB) Specifications

Series	SAINT	SAINT	SAINT	SAINT	SAINT	SAINT	SAINT
Model No.	RD-M805	RD-M805	RD-M805	RD-M801	RD-M801	RD-M801	RD-M800
Pulley Cage	SS	GS	SGS	SS	GS	SGS	SS
Speeds	9	9	9	9	9	9	9
Compatible with LG sprocket	-	-	-	-	-	-	-
Low-Normal Spring Type	X	X	X	-	-	-	X
Top-Normal Spring Type	-	-	-	X	X	X	-
Max Front Difference	Front single use	10T	22T	Front single use	10T	22T	Front single use
Total Capacity	29T	33T	45T	29T	33T	45T	29T
Max. Rear Sprocket	34T	34T	34T	34T	34T	34T	34T
Min. Rear Sprocket	11T	11T	11T	11T	11T	11T	11T
Riveted Adapter Available	Road type	-	-	-	-	-	-
	Bmx-Track type	-	-	-	-	-	-
Dropout	for Road type	X	X	X	X	X	X
	for Bmx-Track type	-	-	-	X	X	X
Direct Attachment	-	-	-	-	-	-	-
Detachable Bracket	-	-	-	-	-	-	-
Wheel-Type Cable Guide	-	-	-	-	-	-	-
Fluoric Coated Link Bushings	2	2	2	4	4	4	2
Parallelogram Spring Adjuster	-	-	-	-	-	-	-
Sealed Bearing Guide Pulley	-	-	-	-	-	-	-
Sealed Bearing Tension Pulley	X	X	X	X	X	X	X
11T Pulley	X	X	X	X	X	X	X
Pulley Bolt Retainer	X	X	X	X	X	X	X
Bracket Body	Material	Aluminum	Aluminum	Aluminum	Aluminum	Aluminum	Aluminum
	Finish	Painted	Painted	Painted	Painted	Painted	Painted
Plate Body	Material	Aluminum	Aluminum	Aluminum	Aluminum	Aluminum	Aluminum
	Finish	Painted	Painted	Painted	Painted	Painted	Painted
Outer Link	Material	Aluminum	Aluminum	Aluminum	Aluminum	Aluminum	Aluminum
	Finish	Painted	Painted	Painted	Painted	Painted	Painted
Inner Link	Material	Steel	Steel	Steel	Aluminum	Aluminum	Steel
	Finish	Plated	Plated	Plated	Painted	Painted	Plated
Outer Plate	Material	Aluminum	Aluminum	Aluminum	Aluminum	Aluminum	Aluminum
	Finish	Anodized	Anodized	Anodized	Anodized	Anodized	Anodized
Inner Plate	Material	Aluminum	Aluminum	Steel	Aluminum	Aluminum	Aluminum
	Finish	Anodized	Anodized	Painted	Anodized	Anodized	Anodized
Removable Rubber Bumper	-	-	-	-	-	-	-
Adjustable Bump Stopper	X	X	X	X	X	X	X
NOTE	Compatible with FH-M805/806 (12mm hub axle)	Compatible with FH-M805/806 (12mm hub axle)	Compatible with FH-M805/806 (12mm hub axle)	Compatible with FH-M800/801 (10mm hub axle)	Compatible with FH-M800/801 (10mm hub axle)	Compatible with FH-M800/801 (10mm hub axle)	Compatible with FH-M800/801 (10mm hub axle)

Rear Derailleur (ATB) Specifications

Series	SAINT	SAINT	Deore XT	Deore XT	Deore XT	Deore XT	HONE
Model No.	RD-M800	RD-M800	RD-M761	RD-M761	RD-M760	RD-M760	RD-M601
Pulley Cage	GS	SGS	GS	SGS	GS	SGS	GS
Speeds	9	9	9	9	9	9	9
Compatible with LG sprocket	-	-	-	-	-	-	-
Low-Normal Spring Type	X	X	-	-	X	X	-
Top-Normal Spring Type	-	-	X	X	-	-	X
Max Front Difference	10T	22T	22T	22T	22T	22T	22T
Total Capacity	33T	45T	33T	45T	33T	45T	33T
Max. Rear Sprocket	34T	34T	34T	34T	34T	34T	34T
Min. Rear Sprocket	11T	11T	11T	11T	11T	11T	11T
Riveted Adapter Available	Road type	-	-	-	-	-	-
	Bmx-Track type	-	-	-	-	-	-
Dropout	for Road type	X	X	-	-	-	X
	for Bmx-Track type	X	X	-	-	-	X
Direct Attachment	-	-	X	X	X	X	-
Detachable Bracket	-	-	-	-	-	-	-
Wheel-Type Cable Guide	-	-	-	-	-	-	-
Fluoric Coated Link Bushings	2	2	4	4	4	4	2
Parallelogram Spring Adjuster	-	-	-	-	-	-	-
Sealed Bearing Guide Pulley	-	-	-	-	-	-	-
Sealed Bearing Tension Pulley	X	X	X	X	X	X	-
11T Pulley	X	X	X	X	X	X	X
Pulley Bolt Retainer	X	X	-	-	-	-	-
Bracket Body	Material	Aluminum	Aluminum	Aluminum	Aluminum	Aluminum	Aluminum
	Finish	Painted	Painted	Painted	Painted	Painted	Painted
Plate Body	Material	Aluminum	Aluminum	Aluminum	Aluminum	Aluminum	Aluminum
	Finish	Painted	Painted	Painted	Painted	Painted	Painted
Outer Link	Material	Aluminum	Aluminum	Aluminum	Aluminum	Aluminum	Aluminum
	Finish	Painted	Painted	Painted	Painted	Painted	Painted
Inner Link	Material	Steel	Steel	Aluminum	Aluminum	Aluminum	Aluminum
	Finish	Plated	Plated	Painted	Painted	Painted	Painted
Outer Plate	Material	Aluminum	Aluminum	Aluminum	Aluminum	Aluminum	Aluminum
	Finish	Anodized	Anodized	Anodized	Anodized	Anodized	Anodized
Inner Plate	Material	Aluminum	Steel	Aluminum	Steel	Aluminum	Steel
	Finish	Anodized	Painted	Anodized	Painted	Anodized	Painted
Removable Rubber Bumper	-	-	X	X	X	X	-
Adjustable Bump Stopper	X	X	-	-	-	-	X
NOTE	Compatible with FH-M800/801 (10mm hub axle)	Compatible with FH-M800/801 (10mm hub axle)					Compatible with FH-M600

Rear Derailleur (ATB) Specifications

Series	HONE	HONE	HONE	Deore LX	Deore LX	Deore LX	Deore LX
Model No.	RD-M601	RD-M600	RD-M600	RD-M581	RD-M581	RD-M580	RD-M580
Pulley Cage	SGS	GS	SGS	GS	SGS	GS	SGS
Speeds	9	9	9	9	9	9	9
Compatible with LG sprocket	-	-	-	-	-	-	-
Low-Normal Spring Type	-	X	X	-	-	X	X
Top-Normal Spring Type	X	-	-	X	X	-	-
Max Front Difference	22T	22T	22T	22T	22T	22T	22T
Total Capacity	45T	33T	45T	33T	45T	33T	45T
Max. Rear Sprocket	34T	34T	34T	34T	34T	34T	34T
Min. Rear Sprocket	11T	11T	11T	11T	11T	11T	11T
Riveted Adapter Available	Road type	-	-	-	-	-	-
	Bmx-Track type	-	-	-	-	-	-
Dropout	for Road type	X	X	X	-	-	-
	for Bmx-Track type	X	X	X	-	-	-
Direct Attachment	-	-	-	X	X	X	X
Detachable Bracket	-	-	-	-	-	-	-
Wheel-Type Cable Guide	-	-	-	-	-	-	-
Fluoric Coated Link Bushings	2	2	2	2	2	2	2
Parallelogram Spring Adjuster	-	-	-	-	-	-	-
Sealed Bearing Guide Pulley	-	-	-	-	-	-	-
Sealed Bearing Tension Pulley	-	-	-	-	-	-	-
11T Pulley	X	X	X	X	X	X	X
Pulley Bolt Retainer	-	-	-	-	-	-	-
Bracket Body	Material	Aluminum	Aluminum	Aluminum	Aluminum	Aluminum	Aluminum
	Finish	Painted	Painted	Painted	Painted	Painted	Painted
Plate Body	Material	Aluminum	Aluminum	Aluminum	Aluminum	Aluminum	Aluminum
	Finish	Painted	Painted	Painted	Painted	Painted	Painted
Outer Link	Material	Aluminum	Aluminum	Aluminum	Aluminum	Aluminum	Aluminum
	Finish	Painted	Painted	Painted	Painted	Painted	Painted
Inner Link	Material	Steel	Steel	Steel	Steel	Steel	Steel
	Finish	Painted	Painted	Painted	Painted	Painted	Painted
Outer Plate	Material	Steel	Steel	Steel	Steel	Steel	Steel
	Finish	Painted	Painted	Painted	Painted	Painted	Painted
Inner Plate	Material	Steel	Steel	Steel	Steel	Steel	Steel
	Finish	Painted	Painted	Painted	Painted	Painted	Painted
Removable Rubber Bumper	-	-	-	X	X	X	X
Adjustable Bump Stopper	X	X	X	-	-	-	-
NOTE	Compatible with FH-M600	Compatible with FH-M600	Compatible with FH-M600				

Rear Derailleur (ATB) Specifications

Series	Deore	Deore	Deore	Deore	Alivio	Alivio	Acera
Model No.	RD-M530-L	RD-M530-S	RD-M511-L	RD-M511-S	RD-M410-L	RD-M410-S	RD-M340-L
Pulley Cage	SGS	SGS	SGS	SGS	SGS	SGS	Smart
Speeds	9	9	9	9	8/7	8/7	7/8
Compatible with LG sprocket	-	-	-	-	-	-	-
Low-Normal Spring Type	X	X	-	-	-	-	-
Top-Normal Spring Type	-	-	X	X	X	X	X
Max Front Difference	22T	22T	22T	22T	20T	20T	20T
Total Capacity	45T	45T	45T	45T	43T	43T	43T
Max. Rear Sprocket	34T	34T	34T	34T	34T	34T	34T
Min. Rear Sprocket	11T	11T	11T	11T	11T	11T	11T
Riveted Adapter Available	Road type	-	-	-	-	-	-
	Bmx-Track type	-	-	-	-	-	-
Dropout	for Road type	-	-	-	-	-	-
	for Bmx-Track type	-	-	-	-	-	-
Direct Attachment	X	X	X	X	X	X	X
Detachable Bracket	-	-	-	-	-	-	-
Wheel-Type Cable Guide	-	-	-	-	-	-	-
Fluoric Coated Link Bushings	2	2	2	2	2	2	1
Parallelogram Spring Adjuster	-	-	-	-	-	-	-
Sealed Bearing Guide Pulley	-	-	-	-	-	-	-
Sealed Bearing Tension Pulley	-	-	-	-	-	-	-
11T Pulley	X	X	X	X	13/13T	13/13T	13/15T
Pulley Bolt Retainer	-	-	-	-	-	-	-
Bracket Body	Material	Aluminum	Aluminum	Aluminum	Aluminum	Aluminum	Aluminum
	Finish	Painted	Painted	Painted	Painted	Painted	Painted
Plate Body	Material	Aluminum	Aluminum	Aluminum	Aluminum	Resin	Resin
	Finish	Painted	Painted	Painted	Painted	-	-
Outer Link	Material	Aluminum	Aluminum	Aluminum	Aluminum	Aluminum	Steel
	Finish	Painted	Painted	Painted	Painted	Painted	Painted
Inner Link	Material	Steel	Steel	Steel	Steel	Steel	Steel
	Finish	Painted	Painted	Painted	Painted	Painted	Painted
Outer Plate	Material	Steel	Steel	Steel	Steel	Steel	Steel
	Finish	Painted	Painted	Painted	Painted	Painted	Painted
Inner Plate	Material	Steel	Steel	Steel	Steel	Steel	Steel
	Finish	Painted	Painted	Painted	Painted	Painted	Painted
Removable Rubber Bumper	-	-	-	-	-	-	-
Adjustable Bump Stopper	-	-	-	-	-	-	-
NOTE	Black Version	Silver Version	Black Version	Silver Version	Black Version	Silver Version	Black Version

Rear Derailleur (ATB) Specifications

Series	Acera	Altus	Altus	Tourney	Tourney	Tourney	Tourney
Model No.	RD-M340-S	RD-CT95-L	RD-CT95-S	RD-TX70	RD-TX50	RD-TX30	RD-FT30
Pulley Cage	Smart	Smart	Smart	Smart	Smart	Smart	SS
Speeds	7/8	7/8	7/8	6/7	6/7	6/7	6/7
Compatible with LG sprocket	-	-	-	-	-	-	-
Low-Normal Spring Type	-	-	-	-	-	-	-
Top-Normal Spring Type	X	X	X	X	X	X	X
Max Front Difference	20T	20T	20T	20T	20T	20T	Front single use
Total Capacity	43T	43T	43T	43T	43T	43T	17T
Max. Rear Sprocket	34T	34T	34T	28-34T	28-34T	28-34T	28T
Min. Rear Sprocket	11T	11T	11T	11T	11T	11T	11T
Riveted Adapter Available	Road type	-	-	X	X	X	X
	Bmx-Track type	-	-	-	X	X	X
Dropout	for Road type	-	-	-	-	-	-
	for Bmx-Track type	-	-	-	-	-	-
Direct Attachment	X	X	X	X	X	X	X
Detachable Bracket	-	-	-	-	-	-	-
Wheel-Type Cable Guide	-	-	-	X	X	-	X
Fluoric Coated Link Bushings	1	-	-	-	-	-	-
Parallelogram Spring Adjuster	-	-	-	-	-	-	-
Sealed Bearing Guide Pulley	-	-	-	-	-	-	-
Sealed Bearing Tension Pulley	-	-	-	-	-	-	-
11T Pulley	13/15T	13/15T	13/15T	13/15T	13/15T	13/15T	11T
Pulley Bolt Retainer	-	-	-	-	-	-	-
Bracket Body	Material	Aluminum	Aluminum	Aluminum	Resin	Resin	Resin
	Finish	Painted	Painted	Painted	-	-	-
Plate Body	Material	Resin	Resin	Resin	Resin	Resin	Resin
	Finish	-	-	-	-	-	-
Outer Link	Material	Steel	Steel	Steel	Aluminum	Steel	Steel
	Finish	Painted	Painted	Painted	Painted	Painted	Painted
Inner Link	Material	Steel	Steel	Steel	Steel	Steel	Steel
	Finish	Zinc Plated	Zinc Plated	Zinc Plated	Zinc Plated	Zinc Plated	Zinc Plated
Outer Plate	Material	Steel	Steel	Steel	Steel	Steel	Steel
	Finish	Painted	Painted	Painted	Painted	Painted	Chrome Plated
Inner Plate	Material	Steel	Steel	Steel	Steel	Steel	Steel
	Finish	Zinc Plated	Zinc Plated	Zinc Plated	Zinc Plated	Zinc Plated	Zinc Plated
Removable Rubber Bumper	-	-	-	-	-	-	-
Adjustable Bump Stopper	-	-	-	-	-	-	-
NOTE	Silver Version	Black Version	Silver Version				For folding bike with over 16inch wheel.

Rear Derailleur (ATB) Specifications

Series		Tourney	Tourney	Tourney	Tourney
Model No.		RD-TY18	RD-TY18	RD-TY15	RD-TY15
Pulley Cage		SS	GS	SS	GS
Speeds		6	6	5	5
Compatible with LG sprocket		-	-	-	-
Low-Normal Spring Type		-	-	-	-
Top-Normal Spring Type		X	X	X	X
Max Front Difference		13T	20T	13T	20T
Total Capacity		28T	34T	28T	34T
Max. Rear Sprocket		28T	28T	28T	28T
Min. Rear Sprocket		14T	14T	14T	14T
Riveted Adapter Available	Road type	X	X	X	X
	Bmx-Track type	-	-	X	-
Dropout	for Road type	-	-	-	-
	for Bmx-Track type	-	-	-	-
Direct Attachment		X	X	X	X
Detachable Bracket		-	-	-	-
Wheel-Type Cable Guide		-	-	-	-
Fluoric Coated Link Bushings		-	-	-	-
Parallelogram Spring Adjuster		-	-	-	-
Sealed Bearing Guide Pulley		-	-	-	-
Sealed Bearing Tension Pulley		-	-	-	-
11T Pulley		-	-	-	-
Pulley Bolt Retainer		-	-	-	-
Bracket Body	Material	Steel	Steel	Steel	Steel
	Finish	Zinc Plated	Zinc Plated	Zinc Plated	Zinc Plated
Plate Body	Material	Steel	Steel	Steel	Steel
	Finish	Zinc Plated	Zinc Plated	Zinc Plated	Zinc Plated
Outer Link	Material	Steel	Steel	Steel	Steel
	Finish	Painted	Painted	Zinc Plated	Zinc Plated
Inner Link	Material	Steel	Steel	Steel	Steel
	Finish	Zinc Plated	Zinc Plated	Zinc Plated	Zinc Plated
Outer Plate	Material	Steel	Steel	Steel	Steel
	Finish	Zinc Plated	Zinc Plated	Zinc Plated	Zinc Plated
Inner Plate	Material	Steel	Steel	Steel	Steel
	Finish	Zinc Plated	Zinc Plated	Zinc Plated	Zinc Plated
Removable Rubber Bumper		-	-	-	-
Adjustable Bump Stopper		-	-	-	-
NOTE					

Front Derailleur (ATB) Specifications

Series	XTR	XTR	XTR	SAINT	SAINT	Deore XT	
Model No.	FD-M971 *for 50mm chain-line	FD-M970-E	FD-M970 *for 50mm chain-line	FD-M806	FD-M805	FD-M761A-3	
Rear Speeds	9	9	9	9	9	9	
Front SIS	X	X	X	X	X	X	
Chain Ring	Triple/Double	Triple/Double	Triple/Double	Triple/Double	Triple/Double	Triple/Double	
Top Swing Link	-	X	X	-	X	-	
E-type BB Mount	-	Aluminum	-	-	-	-	
Applicable Chain Line	50mm	47.5/50mm	50mm	57.5	57.5	50mm	
Top Gear Teeth	44T	44T	44T	44T	44T	44/48T	
Total Capacity	22T	22T	22T	22T	22T	22T	
Top-Middle Min. Capacity	12T	12T	12T	12T	12T	12T	
Dual Pull	X	X	X	X	X	X	
Multi Clamp Band	X	-	X	X	X	X	
Powerchange Mechanism	-	-	-	-	-	-	
Chainstay Angle 66 to 69 degrees	Braze-on	-	-	-	-	-	
	28.6mm	Top	X (w/AdapterS)	X	X (w/AdapterS)	X (w/AdapterS)	-
		Down	X (w/AdapterS)	X	X (w/AdapterS)	X (w/AdapterS)	-
	31.8mm	Top	X (w/AdapterM)	X	X (w/AdapterM)	X (w/AdapterM)	-
		Down	X (w/AdapterM)	X	X (w/AdapterM)	X (w/AdapterM)	-
	34.9mm	Top	X	X	X	X	-
		Down	X	X	X	X	-
	Chainstay Angle 63 to 66 degrees	Braze-on	-	-	-	-	-
28.6mm		Top	-	-	-	-	X (w/AdapterS)
		Down	-	-	-	-	X (w/AdapterS)
31.8mm		Top	-	-	-	-	X (w/AdapterM)
		Down	-	-	-	-	X (w/AdapterM)
34.9mm		Top	-	-	-	-	X
		Down	-	-	-	-	X
Front Clamp Band		Material	Aluminum	-	Aluminum	Aluminum	Aluminum
	Finish	Anodized	-	Anodized	Painted	Painted	
Rear Clamp Band	Material	Aluminum	-	Aluminum	Aluminum	Aluminum	
	Finish	Anodized	-	Anodized	Painted	Painted	
BB Plate	Material	-	Aluminum	-	-	-	
Outer Link	Material	Aluminum	Steel	Steel	Aluminum	Aluminum	
	Finish	Anodized	Painted	Painted	Painted	Painted	
Inner Link	Material	Aluminum	Aluminum	Aluminum	Aluminum	Aluminum	
	Finish	Painted	Painted	Painted	Painted	Painted	
Chain Guide	Material	Steel	Aluminum	Aluminum	Steel	Steel	
	Finish	Nickel Plated	Nickel Plated	Nickel Plated	Chrome Plated	Chrome Plated	
Note	Exclusive design for 50mm chain-line	For 47.5mm chain-line:BB 68mm	Exclusive design for 50mm chain-line	For 150mm O.L.D with 83mm BB shell width	For 150mm O.L.D with 83mm BB shell width		

Front Derailleur (ATB) Specifications

Series	Deore XT	Deore XT	Deore XT	Deore XT	Deore XT	Deore XT	
Model No.	FD-M761A-6	FD-M760A-3	FD-M760A-6	FD-M760-E	FD-M751	FD-M750	
Rear Speeds	9	9	9	9	9	9	
Front SIS	X	X	X	X	X	X	
Chain Ring	Triple/Double	Triple/Double	Triple/Double	Triple/Double	Triple	Triple	
Top Swing Link	-	X	X	X	-	X	
E-type BB Mount	-	-	-	X	-	-	
Applicable Chain Line	50mm	50mm	50mm	50mm	47.5 / 50mm	47.5 / 50mm	
Top Gear Teeth	44/48T	44/48T	44/48T	44T	44/48T	44/48T	
Total Capacity	22T	22T	22T	22T	22T	22T	
Top-Middle Min. Capacity	12T	12T	12T	12T	12T	12T	
Dual Pull	X	X	X	X	-	-	
Multi Clamp Band	X	X	X	-	-	-	
Powerchange Mechanism	-	-	-	-	-	-	
Chainstay Angle 66 to 69 degrees	Braze-on	-	-	-	-	-	
	28.6mm	Top	X (w/AdapterS)	-	X (w/AdapterS)	X	X
		Down	X (w/AdapterS)	-	X (w/AdapterS)	X	X
	31.8mm	Top	X (w/AdapterM)	-	X (w/AdapterM)	X	X
		Down	X (w/AdapterM)	-	X (w/AdapterM)	X	X
	34.9mm	Top	X	-	X	X	X
		Down	X	-	X	X	X
Chainstay Angle 63 to 66 degrees	Braze-on	-	-	-	-	-	
	28.6mm	Top	-	X (w/AdapterS)	-	-	-
		Down	-	X (w/AdapterS)	-	-	-
	31.8mm	Top	-	X (w/AdapterM)	-	-	-
		Down	-	X (w/AdapterM)	-	-	-
	34.9mm	Top	-	X	-	-	-
		Down	-	X	-	-	-
Front Clamp Band	Material	Aluminum	Aluminum	Aluminum	-	Aluminum	
	Finish	Painted	Painted	Painted	-	Painted	
Rear Clamp Band	Material	Aluminum	Aluminum	Aluminum	-	Aluminum	
	Finish	Painted	Painted	Painted	-	Painted	
BB Plate	Material	-	-	-	Aluminum	-	
Outer Link	Material	Aluminum	Steel	Steel	Steel	Steel	
	Finish	Painted	Painted	Painted	Painted	Painted	
Inner Link	Material	Aluminum	Aluminum	Aluminum	Aluminum	Aluminum	
	Finish	0	Painted	Painted	Painted	Painted	
Chain Guide	Material	Steel	Steel	Steel	Steel	Steel	
	Finish	Chrome Plated	Chrome Plated	Chrome Plated	Chrome Plated	Chrome Plated	
Note							

Front Derailleur (ATB) Specifications

Series	Deore XT	HONE	HONE	HONE	Deore LX	Deore LX	
Model No.	FD-M750-E	FD-M601	FD-M600	FD-M600-E	FD-M581A-3	FD-M581A-6	
Rear Speeds	9	9	9	9	9	9	
Front SIS	X	X	X	X	X	X	
Chain Ring	Triple	Triple/Double	Triple/Double	Triple/Double	Triple/Double	Triple/Double	
Top Swing Link	X	-	X	X	-	-	
E-type BB Mount	w/Bolt	-	-	X	-	-	
Applicable Chain Line	47.5 / 50mm	50mm	50mm	50mm	50mm	50mm	
Top Gear Teeth	44/46T	44T	44T	44 T	44T/48T	44T/48T	
Total Capacity	22T	22T	22T	22T	22T	22T	
Top-Middle Min. Capacity	12T	12T	12T	12T	12T	12T	
Dual Pull	-	X	X	X	X	X	
Multi Clamp Band	-	X	X	-	X	X	
Powerchange Mechanism	-	-	-	-	-	-	
Chainstay Angle 66 to 69 degrees	Braze-on	-	-	-	-	-	
	28.6mm	Top	X (w/AdapterS)	X (w/AdapterS)	X	-	X (w/AdapterS)
		Down	X	X (w/AdapterS)	X	-	X (w/AdapterS)
	31.8mm	Top	X	X (w/AdapterM)	X	-	X (w/AdapterM)
		Down	X	X (w/AdapterM)	X (w/AdapterM)	-	X (w/AdapterM)
	34.9mm	Top	X	X	X	-	X
		Down	X	X	X	-	X
Chainstay Angle 63 to 66 degrees	Braze-on	-	-	-	-	-	
	28.6mm	Top	-	-	-	X (w/AdapterS)	-
		Down	-	-	-	-	X (w/AdapterS)
	31.8mm	Top	-	-	-	X (w/AdapterM)	-
		Down	-	-	-	X (w/AdapterM)	-
	34.9mm	Top	-	-	-	X	-
		Down	-	-	-	X	-
Front Clamp Band	Material	-	Aluminum	Aluminum	-	Aluminum	Aluminum
	Finish	-	Painted	Painted	-	Painted	Painted
Rear Clamp Band	Material	-	Aluminum	Aluminum	-	Aluminum	Aluminum
	Finish	-	Painted	Painted	-	Painted	Painted
BB Plate	Material	Aluminum	-	-	Aluminum	-	-
Outer Link	Material	Steel	Aluminum	Steel	Steel	Aluminum	Aluminum
	Finish	Painted	Painted	Painted	Painted	Painted	Painted
Inner Link	Material	Aluminum	Aluminum	Aluminum	Aluminum	Aluminum	Aluminum
	Finish	Painted	Painted	Painted	Painted	Painted	Painted
Chain Guide	Material	Steel	Steel	Steel	Steel	Steel	Steel
	Finish	Chrome Plated	Chrome Plated	Chrome Plated	Chrome Plated	Chrome Plated	Chrome Plated
Note							

Front Derailleur (ATB) Specifications

Series	Deore LX	Deore LX	Deore LX	Deore	Deore	Deore	
Model No.	FD-M580A-3	FD-M580A-6	FD-M580-E	FD-M531-3	FD-M531-6	FD-M530-3	
Rear Speeds	9	9	9	9	9	9	
Front SIS	X	X	X	X	X	X	
Chain Ring	Triple/Double	Triple/Double	Triple/Double	Triple/Double	Triple/Double	Triple/Double	
Top Swing Link	X	X	X	-	-	X	
E-type BB Mount	-	-	X	-	-	-	
Applicable Chain Line	50mm	50mm	50mm	50mm	50mm	50mm	
Top Gear Teeth	44T/48T	44T/48T	44 T	44T/48T	44T/48T	44T/48T	
Total Capacity	22T	22T	22T	22T	22T	22T	
Top-Middle Min. Capacity	12T	12T	12T	12T	12T	12T	
Dual Pull	X	X	X	X	X	X	
Multi Clamp Band	X	X	-	X	X	X	
Powerchange Mechanism	-	-	-	-	-	-	
Chainstay Angle 66 to 69 degrees	Braze-on		-	-	-	-	
	28.6mm	Top	-	X (w/AdapterS)	-	X (w/AdapterS)	
		Down	-	X (w/AdapterS)	X	X (w/AdapterS)	
	31.8mm	Top	-	X (w/AdapterM)	-	X (w/AdapterM)	
		Down	-	X (w/AdapterM)	X	X (w/AdapterM)	
	34.9mm	Top	-	X	X	X	
		Down	-	X	X	X	
Chainstay Angle 63 to 66 degrees	Braze-on		-	-	-	-	
	28.6mm	Top	X (w/AdapterS)	-	X (w/AdapterS)	-	X (w/AdapterS)
		Down	X (w/AdapterS)	-	X (w/AdapterS)	-	X (w/AdapterS)
	31.8mm	Top	X (w/AdapterM)	-	X (w/AdapterM)	-	X (w/AdapterM)
		Down	X (w/AdapterM)	-	X (w/AdapterM)	-	X (w/AdapterM)
	34.9mm	Top	X	-	X	-	X
		Down	X	-	X	-	X
Front Clamp Band	Material	Aluminum	Aluminum	-	Aluminum	Aluminum	
	Finish	Painted	Painted	-	Painted	Painted	
Rear Clamp Band	Material	Aluminum	Aluminum	-	Aluminum	Aluminum	
	Finish	Painted	Painted	-	Painted	Painted	
BB Plate	Material	-	-	Aluminum	-	-	
Outer Link	Material	Steel	Steel	Steel	Aluminum	Aluminum	
	Finish	Painted	Painted	Painted	Painted	Painted	
Inner Link	Material	Aluminum	Aluminum	Aluminum	Aluminum	Aluminum	
	Finish	Painted	Painted	Painted	Painted	Painted	
Chain Guide	Material	Steel	Steel	Steel	Steel	Steel	
	Finish	Chrome Plated	Chrome Plated	Chrome Plated	Chrome Plated	Chrome Plated	
Note							

Front Derailleur (ATB) Specifications

Series	Deore	Deore	Deore	Alivio	Alivio	Alivio	
Model No.	FD-M530-6	FD-M511	FD-M510	FD-M411-6	FD-M411-3	FD-M410-6	
Rear Speeds	9	9	9	8/7	8/7	8/7	
Front SIS	X	X	X	X	X	X	
Chain Ring	Triple/Double	Triple/Double	Triple/Double	Triple	Triple	Triple	
Top Swing Link	X	-	X	-	-	X	
E-type BB Mount	-	-	-	-	-	-	
Applicable Chain Line	50mm	47.5 / 50mm	47.5 / 50mm	50mm	50mm	50mm	
Top Gear Teeth	44T/48T	44 / 48T	44 / 48T	42T/48T	42T/48T	42T/48T	
Total Capacity	22T	22T	22T	20T	20T	20T	
Top-Middle Min. Capacity	12T	12T	12T	10T	10T	10T	
Dual Pull	X	X	X	X	X	X	
Multi Clamp Band	X	X	X	X	X	X	
Powerchange Mechanism	-	-	-	-	-	-	
Chainstay Angle 66 to 69 degrees	Braze-on		-	-	-	-	
	28.6mm	Top	X (w/AdapterS)	X (w/AdapterS)	X (w/AdapterS)	-	X (w/AdapterS)
		Down	X (w/AdapterS)	X (w/AdapterS)	X (w/AdapterS)	-	X (w/AdapterS)
	31.8mm	Top	X (w/AdapterM)	X (w/AdapterM)	X (w/AdapterM)	-	X (w/AdapterM)
		Down	X (w/AdapterM)	X (w/AdapterM)	X (w/AdapterM)	-	X (w/AdapterM)
	34.9mm	Top	X	X	X	-	X
		Down	X	X	X	-	X
Chainstay Angle 63 to 66 degrees	Braze-on		-	-	-	-	
	28.6mm	Top	-	X (w/AdapterS)	X (w/AdapterS)	-	X (w/AdapterS)
		Down	-	X (w/AdapterS)	X (w/AdapterS)	-	X (w/AdapterS)
	31.8mm	Top	-	X (w/AdapterM)	X (w/AdapterM)	-	X (w/AdapterM)
		Down	-	X (w/AdapterM)	X (w/AdapterM)	-	X (w/AdapterM)
	34.9mm	Top	-	X	X	-	X
		Down	-	X	X	-	X
Front Clamp Band	Material	Aluminum	Aluminum	Aluminum	Steel	Steel	Steel
	Finish	Painted	Painted	Painted	Painted	Painted	Painted
Rear Clamp Band	Material	Aluminum	Aluminum	Aluminum	Aluminum	Aluminum	Aluminum
	Finish	Painted	Painted	Painted	Painted	Painted	Painted
BB Plate	Material	-	-	-	-	-	
Outer Link	Material	Steel	Aluminum	Steel	Aluminum	Aluminum	Steel
	Finish	Zinc Plated	Painted	Zinc Plated	Painted	Painted	Painted
Inner Link	Material	Aluminum	Aluminum	Aluminum	Steel	Steel	Steel
	Finish	Painted	Painted	Painted	Painted	Painted	Painted
Chain Guide	Material	Steel	Steel	Steel	Steel	Steel	Steel
	Finish	Chrome Plated	Pearl Bright	Chrome Plated	Chrome plated	Chrome plated	Chrome plated
Note							

Front Derailleur (ATB) Specifications

Series	Alivio		Alivio	Non-Series	Acera	Acera	C-Series
Model No.	FD-M410-3		FD-M410-E	FD-MC21	FD-M330	FD-M330-E	FD-C101-E
Rear Speeds	8/7		8/7	8	7/8	7/8	8/7
Front SIS	X		X	X	X	X	X
Chain Ring	Triple		Triple	Triple	Triple	Triple	Triple
Top Swing Link	X		X	-	X	X	X
E-type BB Mount	-		X	-	-	w/o Bolt	w/o Bolt
Applicable Chain Line	50mm		50mm	47.5 / 50mm	47.5 / 50mm	47.5 / 50mm	47.5 / 50mm
Top Gear Teeth	42T/48T		42T	42T	42T	42T	42T
Total Capacity	20T		20T	20T	20T	20T	18T
Top-Middle Min. Capacity	10T		10T	10T	10T	10T	8T
Dual Pull	X		X	X	-	-	X
Multi Clamp Band	X		-	X	-	-	-
Powerchange Mechanism	-		-	-	-	-	-
Chainstay Angle 66 to 69 degrees	Braze-on		-	-	-	-	-
	28.6mm	Top	-	X (w/AdapterS)	X	-	X
		Down	-	X (w/AdapterS)	X	-	X
	31.8mm	Top	-	X (w/AdapterM)	X	X	X
		Down	-	X (w/AdapterM)	X	X	X
	34.9mm	Top	-	X	-	X*	X*
		Down	-	X	-	X*	X*
	Chainstay Angle 63 to 66 degrees	Braze-on		-	-	-	-
28.6mm		Top	X (w/AdapterS)	X (w/AdapterS)	X	-	X
		Down	X (w/AdapterS)	X (w/AdapterS)	X	-	X
31.8mm		Top	X (w/AdapterM)	X (w/AdapterM)	X	-	X
		Down	X (w/AdapterM)	X (w/AdapterM)	X	-	X
34.9mm		Top	X	X	-	-	-
		Down	X	X	-	-	-
Front Clamp Band		Material	Steel	-	Aluminum	Steel	-
	Finish	Painted	-	Barrel	Pearl Bright	-	-
Rear Clamp Band	Material	Aluminum	-	Aluminum	Steel	-	-
	Finish	Painted	-	Barrel	Painted	-	-
BB Plate	Material	-	Aluminum(Painted)	-	-	Steel	Steel
Outer Link	Material	Steel	Steel	Steel	Steel	Steel	Steel
	Finish	Painted	Painted	Zinc Plated	Zinc Plated	Zinc Plated	Zinc Plated
Inner Link	Material	Steel	Steel	Aluminum	Steel	Steel	Steel
	Finish	Painted	Painted	Barrel	Painted	Painted	Painted
Chain Guide	Material	Steel	Steel	Steel	Steel	Steel	Steel
	Finish	Chrome plated	Chrome plated	Chrome Plated	Chrome Plated	Chrome Plated	Chrome Plated
Note			New slotted E-type			*For 47.5mm chain-line :BB 68mm	*For 47.5mm chain-line :BB 68mm 50mm chain-line : BB 73mm

Front Derailleur (ATB) Specifications

Series	C-Series	C-Series	C-Series	Tourney	Tourney	Tourney
Model No.	FD-C102	FD-C051	FD-C050	FD-TY30	FD-TY22-SS	FD-TY22-GS
Rear Speeds	8/7	7/6	7/6	7/6	7/6	7/6
Front SIS	X	X	X	X	-	-
Chain Ring	Triple	Triple	Triple	Triple	Double	Triple
Top Swing Link	X	X	X	-	X	X
E-type BB Mount	-	-	-	-	-	-
Applicable Chain Line	47.5 / 50mm	47.5 / 50mm	47.5 / 50mm	47.5 / 50mm	43.5 / 45mm	47.5 / 50mm
Top Gear Teeth	48T	48T	42T	48T	48T or 38T	48T
Total Capacity	20T	20T	18T	22T	14T	20T
Top-Middle Min. Capacity	10T	10T	8T	10T	8T	10T
Dual Pull	X	X	X	-	-	-
Multi Clamp Band	-	X	X	-	-	-
Powerchange Mechanism	-	-	-	-	-	-
Chainstay Angle 66 to 69 degrees	Braze-on		-	-	-	-
	28.6mm	Top	X	X	-	-
		Down	X	X	X	X
	31.8mm	Top	X	X	-	-
		Down	X	X	-	X
	34.9mm	Top	X	X	-	-
		Down	X	X	-	-
Chainstay Angle 63 to 66 degrees	Braze-on		-	-	-	-
	28.6mm	Top	-	-	-	-
		Down	-	-	X	-
	31.8mm	Top	-	X	-	-
		Down	-	X	-	-
	34.9mm	Top	-	-	-	-
		Down	-	-	-	-
Front Clamp Band	Material	Steel	Steel	Steel	Steel	Steel
	Finish	Zinc Plated	Zinc Plated	Zinc Plated	Zinc Plated	Zinc Plated
Rear Clamp Band	Material	Steel	Steel	Steel	Steel	Steel
	Finish	Zinc Plated	Zinc Plated	Zinc Plated	Zinc Plated	Zinc Plated
BB Plate	Material	-	-	-	-	-
Outer Link	Material	Steel	Steel	Steel	Steel	Steel
	Finish	Zinc Plated	Zinc Plated	Zinc Plated	Zinc Plated	Painted
Inner Link	Material	Steel	Steel	Steel	Steel	Steel
	Finish	Painted	Painted	Painted	Zinc Plated	Zinc Plated
Chain Guide	Material	Steel	Steel	Steel	Steel	Steel
	Finish	Chrome Plated	Chrome Plated	Chrome Plated	Chrome Plated	Chrome Plated
Note						

Front Derailleur (ATB) Specifications

Series		Tourney	Tourney	Tourney	TZ	TZ
Model No.		FD-TY15GS	FD-TY15SS	FD-TY10	FD-TZ30	FD-TZ31
Rear Speeds		5	5	7/6	7/6	7/6
Front SIS		-	-	X	-	-
Chain Ring		Triple	Double	Triple	Triple	Triple
Top Swing Link		-	-	-	-	-
E-type BB Mount		-	-	-	-	-
Applicable Chain Line		47.5 / 50mm	43.5 / 45mm	47.5 / 50mm	47.5 / 50mm	47.5 / 50mm
Top Gear Teeth		-	-	42T	42T	48T
Total Capacity		22T	14T	18T	18T	22T
Top-Middle Min. Capacity		8T	-	8T	8T	8T
Dual Pull		-	-	-	-	-
Multi Clamp Band		-	-	-	-	-
Powerchange Mechanism		-	-	-	-	-
Chainstay Angle 66 to 69 degrees	Braze-on		-	-	-	-
	28.6mm	Top	-	-	X	X
		Down	X	X	X	X
	31.8mm	Top	-	-	X	X
		Down	X	-	X	X
	34.9mm	Top	-	-	X*	-
Down		-	-	-	-	
Chainstay Angle 63 to 66 degrees	Braze-on		-	-	-	-
	28.6mm	Top	-	-	-	-
		Down	-	-	-	-
	31.8mm	Top	-	-	-	-
		Down	-	-	-	-
	34.9mm	Top	-	-	-	-
Down		-	-	-	-	
Front Clamp Band	Material	Steel	Steel	Steel	Steel	Steel
	Finish	Zinc Plated	Zinc Plated	Zinc Plated	Painted	Painted
Rear Clamp Band	Material	Steel	Steel	Steel	Steel	Steel
	Finish	Zinc Plated	Zinc Plated	Zinc Plated	Painted	Painted
BB Plate	Material	-	-	-	-	-
Outer Link	Material	Steel	Steel	Steel	Steel	Steel
	Finish	Zinc Plated	Zinc Plated	Zinc Plated	Painted	Painted
Inner Link	Material	Steel	Steel	Steel	Steel	Steel
	Finish	Zinc Plated	Zinc Plated	Zinc Plated	Painted	Painted
Chain Guide	Material	Steel	Steel	Steel	Steel	Steel
	Finish	Chrome Plated	Chrome Plated	Zinc Plated	Painted	Painted
Note				*For 50mm Chain Line only (BB width 73mm)		

Shift Lever (ATB) Specifications

Series	XTR	XTR	XTR	SAINT	SAINT	Deore XT
Model No.	ST-M970	ST-M975	SL-M970	ST-M800	SL-M800	ST-M766
Lever Type	Dual Control	Dual Control	Rapidfire-M9	Dual Control	Rapidfire-M9	Dual Control
Front	3-speed SIS	3-speed SIS	3-speed SIS	3-speed SIS	3-speed SIS	3-speed SIS
Rear	9-speed SIS	9-speed SIS	9-speed SIS	9-speed SIS	9-speed SIS	9-speed SIS
Instant Release	X	X	X	-	-	-
Multi Release	X	X	X	-	-	-
2-Way Release	-	-	X	X	-	X
SL Cable Adjust	X	X	X	X	X	X
Optical Gear Display	-	-	-	-	-	X
Multi-Bearing Construction	R:3 L:3	R:1 L:2	R:4 L:4	R:1 L:3	R:2	R:1 L:3
SL Outer Casing	SP41 sealed	SP41 sealed	SP41 sealed	SP41 sealed	SP41 sealed	SP41 sealed
Stainless SL Cable	X	X	X	X	X	X
Flight Deck w/ Gear Sensor Compatible (Option)	-	-	-	-	-	-
W/ CI-DECK	-	-	-	-	-	-
SL Bracket	Material	Aluminum	Aluminum	Aluminum	Aluminum	Aluminum
	Finish	-	-	-	Painted	Painted
SL Compatible RD Type	All 9-speed RD	All 9-speed RD	All 9-speed RD	All 9-speed RD	All 9-speed RD	All 9-speed RD
Note	V-brake or mechanical disc brake compatible	Hydraulic disc brake compatible		Hydraulic disc brake compatible		Hydraulic disc brake compatible

Shift Lever (ATB) Specifications

Series	Deore XT	Deore XT	Non-Series	HONE	Deore LX	Deore LX
Model No.	ST-M761	SL-M760	SL-M748	ST-M600	ST-M585	ST-M580
Lever Type	Dual Control	Rapidfire-M9	Rapidfire	Dual Control	Dual Control	Dual Control
Front	3-speed SIS	3-speed SIS	3-speed SIS	3-speed SIS	3-speed SIS	3-speed SIS
Rear	9-speed SIS	9-speed SIS	8-speed SIS	9-speed SIS	9-speed SIS	9-speed SIS
Instant Release	-	-	-	-	-	-
Multi Release	-	-	-	-	-	-
2-Way Release	X	X	-	X	X	X
SL Cable Adjust	X	X	X	X	X	X
Optical Gear Display	X	X	X	X	X	X
Multi-Bearing Construction	R:1 L:3	R:2 L:2	R:2 L:2	R: - L:2	R: - L:2	R: - L:2
SL Outer Casing	SP41 sealed	SP41 sealed	SP41 sealed	SP41 sealed	SP41 sealed	SP41 sealed
Stainless SL Cable	X	X	X	X	X	X
Flight Deck w/ Gear Sensor Compatible (Option)	-	X	X*	-	-	-
W/ CI-DECK	-	-	-	-	-	-
SL Bracket	Material	Aluminum	Aluminum	Aluminum	Aluminum	Aluminum
	Finish	Painted	Painted	Painted	Painted	Painted
SL Compatible RD Type	All 9-speed RD	All 9-speed RD	All 8-speed RD	All 9-speed RD	All 9-speed RD	All 9-speed RD
Note			Shimano Logo *SM-6500/6501-M	Hydraulic disc brake compatible	Hydraulic disc brake compatible	V-brake or mechanical disc brake compatible

Shift Lever (ATB) Specifications

Series	Deore LX	Deore	Deore	Deore	Deore	Deore
Model No.	SL-M580	ST-M535-L	ST-M535-S	ST-M530-L	ST-M530-S	SL-M511
Lever Type	Rapidfire-M9	Dual Control	Dual Control	Dual Control	Dual Control	Rapidfire-M9
Front	3-speed SIS	3-speed SIS	3-speed SIS	3-speed SIS	3-speed SIS	3-speed SIS
Rear	9-speed SIS	9-speed SIS	9-speed SIS	9-speed SIS	9-speed SIS	9-speed SIS
Instant Release	-	-	-	-	-	-
Multi Release	-	-	-	-	-	-
2-Way Release	X	X	X	X	X	-
SL Cable Adjust	X	X	X	X	X	X
Optical Gear Display	X	X	X	X	X	X
Multi-Bearing Construction	R:- L:-	-	-	-	-	-
SL Outer Casing	SP41 sealed	SP41 sealed	SP41 sealed	SP41 sealed	SP41 sealed	SP41 sealed
Stainless SL Cable	X	X	X	X	X	X
Flight Deck w/ Gear Sensor Compatible (Option)	X	-	-	-	-	X
W/ CI-DECK	-	-	-	-	-	-
SL Bracket	Material	Aluminum	Aluminum	Aluminum	Aluminum	Aluminum
	Finish	Painted	Painted	Painted	Painted	Painted
SL Compatible RD Type	All 9-speed RD	All 9-speed RD	All 9-speed RD	All 9-speed RD	All 9-speed RD	All 9-speed RD
Note		Hydraulic disc brake compatible. Black version	Hydraulic disc brake compatible. Silver version	V-brake or mechanical disc brake compatible. Black version	V-brake or mechanical disc brake compatible. Silver version	

Shift Lever (ATB) Specifications

Series	Alivio	Alivio	Alivio	Alivio	Alivio	Non-Series
Model No.	ST-M410-L	ST-M410-S	SL-M410	ST-M405	SL-MC40	ST-EF35-8R(LS) 2A
Lever Type	Rapidfire Plus	Rapidfire Plus	Rapidfire Plus	EZ-fire Plus	Rapidfire Plus	EZ-fire Plus
Front	3-speed SIS	3-speed SIS	3-speed SIS	3-speed SIS	3-speed SIS	-
Rear	8-speed SIS	8-speed SIS	8-speed SIS	8-speed SIS	7-speed SIS	8-speed SIS
Instant Release	-	-	-	-	-	-
Multi Release	-	-	-	-	-	-
2-Way Release	-	-	-	-	-	-
SL Cable Adjust	X	X	X	X	X	X
Optical Gear Display	Side type /Above handlebar	Side type /Above handlebar	Side type /Above handlebar	Slide type	Slide type /below handlebar	Dial type
Multi-Bearing Construction	-	-	-	-	-	-
SL Outer Casing	SP40	SP40	SP40	SP40	SP40	SP40
Stainless SL Cable	Option	Option	Option	Option	Option	Option
Flight Deck w/ Gear Sensor Compatible (Option)	-	-	-	-	-	-
W/ CI-DECK	-	-	-	-	-	Option
SL Bracket	Material	Aluminum	Aluminum	Aluminum	Aluminum	Aluminum
	Finish	Painted	Painted	Painted	Painted	Silver Painted
SL Compatible RD Type	Top Normal	Top Normal	Top Normal	Top Normal	Top Normal	Top Normal
Note	For low normal spec available .Black Version	For low normal spec available. Silver Version	For Low normal spec available			

Shift Lever (ATB) Specifications

Series	Non-Series	Non-Series	Non-Series	Non-Series	Non-Series	Non-Series
Model No.	ST-EF35-7R(LS) 2A	ST-EF35-L(LS) 2A	ST-EF50-8R(LL) 4A	ST-EF50-8R(SL) 4A	ST-EF50-7R(LL) 4A	ST-EF50-7R(SL) 4A
Lever Type	EZ-fire Plus	EZ-fire Plus	EZ-fire Plus	EZ-fire Plus	EZ-fire Plus	EZ-fire Plus
Front	-	3-speed SIS	-	-	-	-
Rear	7-speed SIS	-	8-speed SIS	8-speed SIS	7-speed SIS	7-speed SIS
Instant Release	-	-	-	-	-	-
Multi Release	-	-	-	-	-	-
2-Way Release	-	-	-	-	-	-
SL Cable Adjust	X	X	-	-	-	-
Optical Gear Display	Dial type	Dial type	Dial type	Dial type	Dial type	Dial type
Multi-Bearing Construction	-	-	-	-	-	-
SL Outer Casing	SP40	SP40	SP40	SP40	SP40	SP40
Stainless SL Cable	Option	Option	-	-	-	-
Flight Deck w/ Gear Sensor Compatible (Option)	-	-	-	-	-	-
W/ CI-DECK	Option	Option	-	-	-	-
SL Bracket	Material	Aluminum	Aluminum	Aluminum	Aluminum	Aluminum
	Finish	Painted	Painted	Painted	Painted	Painted
SL Compatible RD Type	Top Normal	-	Top Normal/Lop Normal	Top Normal/Lop Normal	Top Normal/Lop Normal	Top Normal/Lop Normal
Note			Black Version /4 Finger Alloy Brake Lever /Not compatible with CI-DECK	Silver Version /4 Finger Alloy Brake Lever /Not compatible with CI-DECK	Black Version /4 Finger Alloy Brake Lever /Not compatible with CI-DECK	Silver Version /4 Finger Alloy Brake Lever /Not compatible with CI-DECK

Shift Lever (ATB) Specifications

Series	Non-Series	Non-Series	Non-Series	Non-Series	Non-Series	Non-Series
Model No.	ST-EF50-L(LL) 4A	ST-EF50-L(SL) 4A	ST-EF50-8R(LL) 2A	ST-EF50-8R(SL) 2A	ST-EF50-7R(LL) 2A	ST-EF50-7R(SL) 2A
Lever Type	EZ-fire Plus	EZ-fire Plus	EZ-fire Plus	EZ-fire Plus	EZ-fire Plus	EZ-fire Plus
Front	3-speed SIS	3-speed SIS	-	-	-	-
Rear	-	-	8-speed SIS	8-speed SIS	7-speed SIS	7-speed SIS
Instant Release	-	-	-	-	-	-
Multi Release	-	-	-	-	-	-
2-Way Release	-	-	-	-	-	-
SL Cable Adjust	X	X	-	-	-	-
Optical Gear Display	Dial type	Dial type	Dial type	Dial type	Dial type	Dial type
Multi-Bearing Construction	-	-	-	-	-	-
SL Outer Casing	SP40	SP40	SP40	SP40	SP40	SP40
Stainless SL Cable	-	-	-	-	-	-
Flight Deck w/ Gear Sensor Compatible (Option)	-	-	-	-	-	-
W/ CI-DECK	-	-	-	-	-	-
SL Bracket	Material	Aluminum	Aluminum	Aluminum	Aluminum	Aluminum
	Finish	Painted	Painted	Painted	Painted	Painted
SL Compatible RD Type	-	-	Top Normal/Lop Normal	Top Normal/Lop Normal	Top Normal/Lop Normal	Top Normal/Lop Normal
Note	Black Version /4 Finger Alloy Brake Lever /Not compatible with CI-DECK	Silver Version /4 Finger Alloy Brake Lever /Not compatible with CI-DECK	Black Version /Not compatible with CI-DECK	Silver Version /Not compatible with CI-DECK	Black Version /Not compatible with CI-DECK	Silver Version /Not compatible with CI-DECK

Shift Lever (ATB) Specifications

Series	Non-Series	Non-Series	Non-Series	Non-Series	Non-Series	Non-Series
Model No.	ST-EF50-L(LL) 2A	ST-EF50-L(SL) 2A	SB-C055A-8R(SL) 4A	SB-C055A-8R(SL) 2A	SB-C055A-7R(SL) 4A	SB-C055A-7R(SL) 2A
Lever Type	EZ-fire Plus	EZ-fire Plus	Revo Shift	Revo Shift	Revo Shift	Revo Shift
Front	3-speed SIS	3-speed SIS	-	-	-	-
Rear	-	-	8-speed SIS	8-speed SIS	7-speed SIS	7-speed SIS
Instant Release	-	-	-	-	-	-
Multi Release	-	-	-	-	-	-
2-Way Release	-	-	-	-	-	-
SL Cable Adjust	X	X	-	-	-	-
Optical Gear Display	Dial type	Dial type	Revolving type	Revolving type	Revolving type	Revolving type
Multi-Bearing Construction	-	-	-	-	-	-
SL Outer Casing	SP40	SP40	SIS40	SIS40	SIS40	SIS40
Stainless SL Cable	-	-	-	-	-	-
Flight Deck w/ Gear Sensor Compatible (Option)	-	-	-	-	-	-
W/ CI-DECK	-	-	Option	Option	Option	Option
SL Bracket	Material	Aluminum	Aluminum	Aluminum	Aluminum	Aluminum
	Finish	Painted	Painted	Painted	Painted	Painted
SL Compatible RD Type	-	-	Top Normal	Top Normal	Top Normal	Top Normal
Note	Black Version /Not compatible with CI-DECK	Silver Version /Not compatible with CI-DECK	4 Finger Alloy Brake Lever	2 Finger Alloy Brake Lever	4 Finger Alloy Brake Lever	2 Finger Alloy Brake Lever

Shift Lever (ATB) Specifications

Series	Non-Series	Non-Series	Tourney	Tourney	Tourney	Tourney	Tourney
Model No.	SB-C055A-L(SL) 4A	SB-C055A-L(SL) 2A	SL-RS44-7R	SL-RS44-6R	SL-RS44-L	SL-RS44-LN	SL-RS43-8R
Lever Type	Revo Shift	Revo Shift	Revo Shift	Revo Shift	Revo Shift	Revo Shift	Revo Shift
Front	3-speed SIS	3-speed SIS	-	-	3-speed SIS	Ratchet	-
Rear	-	-	7-speed SIS	6-speed SIS	-	-	8-speed SIS
Instant Release	-	-	-	-	-	-	-
Multi Release	-	-	-	-	-	-	-
2-Way Release	-	-	-	-	-	-	-
SL Cable Adjust	X	X	X	X	X	X	X
Optical Gear Display	Revolving type	Revolving type	Window type with O.G.D light	Window type with O.G.D light	Window type with O.G.D light	Window type with O.G.D light	Window type
Multi-Bearing Construction	-	-	-	-	-	-	-
SL Outer Casing	SIS40	SIS40	SIS40	SIS40	SIS40	SIS40	SIS40
Stainless SL Cable	-	-	-	-	-	-	-
Flight Deck w/ Gear Sensor Compatible (Option)	-	-	-	-	-	-	-
W/ CI-DECK	Option	Option	Option	Option	Option	Option	Option
SL Bracket	Material	Aluminum	Aluminum	Steel	Steel	Steel	Steel
	Finish	Painted	Painted	Painted	Painted	Painted	Painted
SL Compatible RD Type	-	-	Top Normal	Top Normal	Top Normal	Top Normal	Top Normal
Note	4 Finger Alloy Brake Lever	2 Finger Alloy Brake Lever	with LED position light / for Japanese market only	with LED position light / for Japanese market only	with LED position light / for Japanese market only	with LED position light / for Japanese market only	

Shift Lever (ATB) Specifications

Series	Tourney	Tourney	Tourney	Tourney	Tourney	Tourney	Tourney	Tourney	Tourney
Model No.	SL-RS43-7R	SL-RS43-6R	SL-RS43-L	SL-RS41A-8R	SL-RS41A-7R	SL-RS41A-L	SL-RS41-8R	SL-RS41-7R	SL-RS41-6R
Lever Type	Revo Shift	Revo Shift	Revo Shift	Revo Shift	Revo Shift	Revo Shift	Revo Shift	Revo Shift	Revo Shift
Front	-	-	3-speed SIS	-	-	3-speed SIS	-	-	-
Rear	7-speed SIS	6-speed SIS	-	8-speed SIS	7-speed SIS	-	8-speed SIS	7-speed SIS	6-speed SIS
Instant Release	-	-	-	-	-	-	-	-	-
Multi Release	-	-	-	-	-	-	-	-	-
2-Way Release	-	-	-	-	-	-	-	-	-
SL Cable Adjust	X	X	X	X	X	X	X	X	X
Optical Gear Display	Window type	Window type	Window type	Window type	Window type	Window type	Revolving type	Revolving type	Revolving type
Multi-Bearing Construction	-	-	-	-	-	-	-	-	-
SL Outer Casing	SIS40	SIS40	SIS40	SIS40	SIS40	SIS40	SIS40	SIS40	SIS40
Stainless SL Cable	-	-	-	-	-	-	-	-	-
Flight Deck w/ Gear Sensor Compatible (Option)	-	-	-	-	-	-	-	-	-
W/ CI-DECK	Option	Option	Option	Option	Option	Option	Option	Option	Option
SL Bracket	Material	Steel	Steel	Steel	Steel	Steel	Steel	Steel	Steel
	Finish	Painted	Painted	Painted	Painted	Painted	Painted	Painted	Painted
SL Compatible RD Type	Top Normal	Top Normal	-	Top Normal	Top Normal	-	Top Normal	Top Normal	Top Normal
Note									

Shift Lever (ATB) Specifications

Series	Tourney	Tourney	Tourney	Tourney	Tourney	Tourney	Tourney	Tourney
Model No.	SL-RS41-L	SL-RS31-7R	SL-RS31-6R	SL-RS31-L	SL-RS31-LA	SL-TX50-7R	SL-TX50-6R	SL-TX50-L
Lever Type	Revo Shift	Revo Shift	Revo Shift	Revo Shift	Revo Shift	Thumb Shifter Plus	Thumb Shifter Plus	Thumb Shifter
Front	3-speed SIS	-	-	Ratchet	3-speed SIS	-	-	3-speed SIS
Rear	-	7-speed SIS	6-speed SIS	-	-	7-speed SIS	6-speed SIS	-
Instant Release	-	-	-	-	-	-	-	-
Multi Release	-	-	-	-	-	-	-	-
2-Way Release	-	-	-	-	-	-	-	-
SL Cable Adjust	X	-	-	X	X	-	-	X
Optical Gear Display	Revolving type	Revolving type	Revolving type	Revolving type	Revolving type	Window type	Window type	Window type
Multi-Bearing Construction	-	-	-	-	-	-	-	-
SL Outer Casing	SIS40	SIS40	SIS40	SIS40	SIS40	SIS40	SIS40	SIS40
Stainless SL Cable	-	-	-	-	-	-	-	-
Flight Deck w/ Gear Sensor Compatible (Option)	-	-	-	-	-	-	-	-
W/ CI-DECK	Option	Option	Option	Option	Option	-	-	-
SL Bracket	Material	Steel	Steel	Steel	Steel	Steel	Steel	Steel
	Finish	Painted	Painted	Painted	Painted	Painted	Painted	Painted
SL Compatible RD Type	-	Top Normal	Top Normal	-	-	Top Normal	Top Normal	-
Note						Not compatible with CI-DECK	Not compatible with CI-DECK	Not compatible with CI-DECK

Shift Lever (ATB) Specifications

Series	Tourney	Tourney	Tourney	Tourney	Tourney	Tourney	Tourney
Model No.	SL-TX50-LN	SL-TX30-7R	SL-TX30-6R	SL-TX30-LN	SL-TY22	SL-TY22-7	SL-TY22-A
Lever Type	Thumb Shifter	Thumb Shifter Plus	Thumb Shifter Plus	Thumb Shifter	Thumb Shifter	Thumb Shifter	Thumb Shifter
Front	Ratchet	-	-	Ratchet	Friction	-	3-speed SIS
Rear	-	7-speed SIS	6-speed SIS	-	6-speed SIS	7-speed SIS	-
Instant Release	-	-	-	-	-	-	-
Multi Release	-	-	-	-	-	-	-
2-Way Release	-	-	-	-	-	-	-
SL Cable Adjust	X	-	-	X	-	-	X
Optical Gear Display	Window type	Dial type	Dial type	Dial type	Dial type	Dial type	Dial type
Multi-Bearing Construction	-	-	-	-	-	-	-
SL Outer Casing	SIS40	SIS40	SIS40	SIS40	SIS40	SIS40	SIS40
Stainless SL Cable	-	-	-	-	-	-	-
Flight Deck w/ Gear Sensor Compatible (Option)	-	-	-	-	-	-	-
W/ CI-DECK	-	-	-	-	-	-	-
SL Bracket	Material	Steel	Steel	Steel	Steel	Steel	Steel
	Finish	Painted	Painted	Painted	Painted	Painted	Painted
SL Compatible RD Type	-	Top Normal	Top Normal	-	Top Normal	Top Normal	Top Normal
Note	Not compatible with CI-DECK	Not compatible with CI-DECK	Not compatible with CI-DECK	Not compatible with CI-DECK	Black or Yellow Sticker Available		

Shift Lever (ATB) Specifications

Series	Tourney	Tourney	
Model No.	SL-TY18	SL-TY15-A	
Lever Type	Thumb Shifter	Thumb Shifter	
Front	Friction	Friction	
Rear	6-speed SIS	5-speed SIS	
Instant Release	-	-	
Multi Release	-	-	
2-Way Release	-	-	
SL Cable Adjust	-	-	
Optical Gear Display	Dial type	Dial type	
Multi-Bearing Construction	-	-	
SL Outer Casing	SIS40	SIS40	
Stainless SL Cable	-	-	
Flight Deck w/ Gear Sensor Compatible (Option)	-	-	
W/ CI-DECK	-	-	
SL Bracket	Material	Steel	Steel
	Finish	Painted	Painted
SL Compatible RD Type	Top Normal	Top Normal	
Note			

Brake Lever (ATB) Specifications

Series	XTR	XTR	DXR	Deore XT	Non-Series	Deore LX	Deore LX	Deore	Deore	
Model No.	ST-M970	BL-M970	BL-MX70	ST-M761	BL-M740	ST-M580	BL-M571	ST-M530	BL-M511-L	
Brake Type	V-brake	V-brake	V-brake	V-brake	V-brake	V-brake	V-brake	V-brake	V-brake	
Lever Size	1.5 finger	1.5 finger	2 finger	1.5 finger	1.5 finger	1.5 finger	1.5 finger	1.5 finger	2 finger	
Brake Cable Type	W-type	W-type	T-type	W-type	W-type	T-type	T-type	T-type	T-type	
Power Adjuster	X	X	-	X	X	-	X	-	-	
Servo-Wave Action	X	X	-	X	X	-	X	-	-	
Reach Adjust	X	X	X	X	X	X	X	X	X	
Cable Adjust	X	X	X	X	X	X	X	X	X	
Brake Lever	Material	Aluminum	Aluminum	Aluminum	Aluminum	Aluminum	Aluminum	Aluminum	Aluminum	Aluminum
	Finish	Anodized	Anodized	Anodized	Anodized	Anodized	Anodized	Anodized	Anodized	Anodized
Brake Bracket	Material	Aluminum	Aluminum	Aluminum	Aluminum	Aluminum	Aluminum	Aluminum	Aluminum	Aluminum
	Finish	Painted	Painted	Painted	Painted	Painted	Painted	Painted	Painted	Painted
Note			For BMX		Shimano Logo				Black Version	

Brake Lever (ATB) Specifications

Series	Deore	Alivio	Alivio	Non-series	Alivio	Alivio	Non-Series	Non-Series
Model No.	BL-M511-S	ST-M410-L	ST-M410-S	BL-M420	ST-M405	ST-M405-4	ST-EF50-8R(LL) 4A	ST-EF50-8R(SL) 4A
Brake Type	V-brake	V-brake	V-brake	V-brake	V-brake	HRB/Canti brake V-brake*	HRB/Canti brake V-brake*	HRB/Canti brake V-brake*
Lever Size	2 finger	2 finger	2 finger	2 finger	2.5 finger	4 finger	4 finger	4 finger
Brake Cable Type	T-type	T-type	T-type	T-type	T-type	T-type	T-type	T-type
Power Adjuster	-	-	-	-	-	-	-	-
Servo-Wave Action	-	-	-	-	-	-	-	-
Reach Adjust	X	X	X	X	X	X	X	X
Cable Adjust	X	X	X	X	X	X	X	X
Brake Lever	Material	Aluminum	Aluminum	Aluminum	Aluminum	Aluminum	Aluminum	Aluminum
	Finish	Anodized	Anodized	Anodized	Barrel	Painted	Painted	Anodized
Brake Bracket	Material	Aluminum	Aluminum	Aluminum	Aluminum	Aluminum	Aluminum	Aluminum
	Finish	Painted	Painted	Painted	Painted	Painted	Painted	Painted
Note	Silver Version	Black Version	Silver Version			*V-brake and Mechanical Disc Brake must be used with power modulator. *INTER-M Compatible	*Black Version *V-brake and Mechanical Disc Brake must be used with power modulator. *INTER-M Compatible	*V-brake and Mechanical Disc Brake must be used with power modulator. *INTER-M Compatible

Brake Lever (ATB) Specifications

Series	Non-Series	Non-Series	Non-Series	Non-Series	Non-Series	Non-Series
Model No.	ST-EF50-7R(LL) 4A	ST-EF50-7R(SL) 4A	ST-EF50-L(LL) 4A	ST-EF50-L(SL) 4A	ST-EF50-8R(LL) 2A	ST-EF50-8R(SL) 2A
Brake Type	HRB/Canti brake V-brake*	HRB/Canti brake V-brake*	HRB/Canti brake V-brake*	HRB/Canti brake V-brake*	V-brake	V-brake
Lever Size	4 finger	4 finger	4 finger	4 finger	2 finger	2 finger
Brake Cable Type	T-type	T-type	T-type	T-type	T-type	T-type
Power Adjuster	-	-	-	-	-	-
Servo-Wave Action	-	-	-	-	-	-
Reach Adjust	X	X	X	X	X	X
Cable Adjust	X	X	X	X	X	X
Brake Lever	Material	Aluminum	Aluminum	Aluminum	Aluminum	Aluminum
	Finish	Anodized	Barrel	Anodized	Barrel	Anodized
Brake Bracket	Material	Aluminum	Aluminum	Aluminum	Aluminum	Aluminum
	Finish	Painted	Painted	Painted	Painted	Painted
Note	*Black Version *V-brake and Mechanical Disc Brake must be used with power modulator. *INTER-M Compatible	*V-brake and Mechanical Disc Brake must be used with power modulator. *INTER-M Compatible	*Black Version *V-brake and Mechanical Disc Brake must be used with power modulator. *INTER-M Compatible	*V-brake and Mechanical Disc Brake must be used with power modulator. *INTER-M Compatible	*Black Version	

Brake Lever (ATB) Specifications

Series	Non-Series	Non-Series	Non-Series	Non-Series	Non-Series	Non-Series
Model No.	ST-EF50-7R(LL) 2A	ST-EF50-7R(SL) 2A	ST-EF50-L(LL) 2A	ST-EF50-L(SL) 2A	ST-EF35-8R(LS) 2A	ST-EF35-7R(LS) 2A
Brake Type	V-brake	V-brake	V-brake	V-brake	V-brake	V-brake
Lever Size	2 finger	2 finger	2 finger	2 finger	2 finger	2 finger
Brake Cable Type	T-type	T-type	T-type	T-type	T-type	T-type
Power Adjuster	-	-	-	-	-	-
Servo-Wave Action	-	-	-	-	-	-
Reach Adjust	X	X	X	X	X	X
Cable Adjust	X	X	X	X	X	X
Brake Lever	Material	Aluminum	Aluminum	Aluminum	Aluminum	Aluminum
	Finish	Anodized	Barrel	Anodized	Barrel	Anodized
Brake Bracket	Material	Aluminum	Aluminum	Aluminum	Aluminum	Aluminum
	Finish	Painted	Painted	Painted	Painted	Painted
Note	*Black Version		*Black Version			

Brake Lever (ATB) Specifications

Series	Non-Series	Non-Series	Non-Series	Non-Series	Non-Series	Non-Series
Model No.	ST-EF35-L(LS) 2A	SB-C055A-8R(SL) 4A	SB-C055A-8R(SL) 2A	SB-C055A-7R(SL) 4A	SB-C055A-7R(SL) 2A	SB-C055A-L(SL) 4A
Brake Type	V-brake	HRB/Canti brake V-brake*	V-brake	HRB/Canti brake V-brake*	V-brake	HRB/Canti brake V-brake*
Lever Size	2 finger	4 finger	2 finger	4 finger	2 finger	4 finger
Brake Cable Type	T-type	T-type	T-type	T-type	T-type	T-type
Power Adjuster	-	-	-	-	-	-
Servo-Wave Action	-	-	-	-	-	-
Reach Adjust	X	X	X	X	X	X
Cable Adjust	X	X	X	X	X	X
Brake Lever	Material	Aluminum	Aluminum	Aluminum	Aluminum	Aluminum
	Finish	Anodized	-	Barrel	-	Barrel
Brake Bracket	Material	Aluminum	Aluminum	Aluminum	Aluminum	Aluminum
	Finish	Painted	Painted	Painted	Painted	Painted
Note		*V-brake and Mechanical Disc Brake must be used with power modulator. *INTER-M Compatible		*V-brake and Mechanical Disc Brake must be used with power modulator. *INTER-M Compatible		*V-brake and Mechanical Disc Brake must be used with power modulator. *INTER-M Compatible

Brake Lever (ATB) Specifications

Series		Non-Series	Non-Series	Non-Series	Non-Series
Model No.		SB-C055A-L(SL) 2A	SB-C055A-7R(SL) 2A	SB-C055A-L(SL) 4A	SB-C055A-L(SL) 2A
Brake Type		V-brake	V-brake	HRB/Canti brake V-brake*	V-brake
Lever Size		2 finger	2 finger	4 finger	2 finger
Brake Cable Type		T-type	T-type	T-type	T-type
Power Adjuster		-	-	-	-
Servo-Wave Action		-	-	-	-
Reach Adjust		X	X	X	X
Cable Adjust		X	X	X	X
Brake Lever	Material	Aluminum	Aluminum	Aluminum	Aluminum
	Finish	Barrel	Barrel	-	Barrel
Brake Bracket	Material	Aluminum	Aluminum	Aluminum	Aluminum
	Finish	Painted	Painted	Painted	Painted
Note				*V-brake and Mechanical Disc Brake must be used with power modulator. *INTER-M (BR-C050) Compatible	

Brake (ATB) Specifications

Series	XTR	DXR	Deore XT	Deore LX	Deore
Model No.	BR-M970	BR-MX70	BR-M760	BR-M580	BR-M530-L
Brake Type	V-brake	V-brake	V-brake	V-brake	V-brake
Link Wire	-	-	-	-	-
Reinforced Link	X	-	X	-	-
Parallel Link	X	-	X	-	-
Power Modulator	-	-	-	-	-
Linear Spring	X	X	X	X	X
Threaded BR Shoe Post	X	X	X	X	X
Brake Shoe Type	Standard	M-70R2	S70C	S70C	S70T
	Optional Choice	Shoe for ceramic coated rim	M70T3 M70T4	Shoe for ceramic coated rim M70R2 M70T3 M70T4	M70T3 M70T4
Arch Size	103mm	103mm	103mm	103mm	107mm
Fixing Bolt Length	18/21.5/30.5mm	16mm	22/25/34mm	16/25mm	16/25mm
Sleeve & Bushing Type	X	X	X	X	X
Lead Pipe Angle	45/90/135	45/90/135	45/90/135	45/90/135	45/90/135
Canti Lever /V-arm /Caliper	Material	Aluminum	Aluminum	Aluminum	Aluminum
	Finish	Anodized	Anodized	Anodized	Anodized
Cartridge Shoe Holder	X	X	X	X	-
Note		For BMX. Only for rear arch			Black Version

Brake (ATB) Specifications

Series		Deore	Alivio	Alivio	Alivio	Alivio
Model No.		BR-M530-S	BR-M431-L	BR-M431-S	BR-M421-L	BR-M421-S
Brake Type		V-brake	V-brake	V-brake	V-brake	V-brake
Link Wire		-	-	-	-	-
Reinforced Link		-	-	-	-	-
Parallel Link		-	-	-	-	-
Power Modulator		-	-	-	-	-
Linear Spring		X	X	X	X	X
Threaded BR Shoe Post		X	X	X	X	X
Brake Shoe Type	Standard	S70T	S70T	S70T	M65T	M65T
	Optional Choice	M70T3 M70T4	M70R2	M70R2	M65T3 M70T4	M65T3 M70T4
Arch Size		107mm	107mm	107mm	107mm	107mm
Fixing Bolt Length		16/25mm	16/25mm	16/25mm	16/25mm	16/25mm
Sleeve & Bushing Type		X	X	X	X	X
Lead Pipe Angle		45/90/135	45/90/135	45/90/135	45/90/135	45/90/135
Canti Lever /V-arm /Caliper	Material	Aluminum	Aluminum	Aluminum	Aluminum	Aluminum
	Finish	Anodized	Painted	Painted	Painted	Painted
Cartridge Shoe Holder		-	X	X	-	-
Note		Silver Version	Black Version	Alivio Silver Version	Black Version	Alivio Silver Version

Disc Brake (ATB) Specifications

Brake Caliper

Series		XTR	XTR	SAINT	Deore XT	HONE
Model No.		BR-M975	BR-M975P	BR-M800	BR-M765	BR-M601
Brake Type		Disc-Brake	Disc-Brake	Disc-brake	Disc-brake	Disc-brake
Recommended Brake Lever		ST-M975 BL-M975	ST-M975 BL-M975	ST-M800 BL-M800	ST-M766 BL-M765	ST-M600 BL-M525
Recommended Brake Rotor		SM-RT97L *203mm SM-RT97M *180mm SM-RT97 *160mm SN-RT97SS *140mm	SM-RT97L *203mm SM-RT97M *180mm SM-RT97 *160mm SN-RT97SS *140mm	SM-RT80 SM-RT80S	SM-RT77 SM-RT77L	SM-RT63 SM-RT62M SM-RT62L
Hydraulic or Mechanical		Hydraulic	Hydraulic	Hydraulic	Hydraulic	Hydraulic
Oil		Shimano Mineral	Shimano Mineral	Shimano Mineral	Shimano Mineral	Shimano Mineral
Mount Type		International standard A-type	International standard Post-type	International standard Post-type	International standard Post-type	International standard Post-type
Piston	Opposed 2-piston	X	X	X	X	X
	1-piston	-	-	-	-	-
Caliper	Material	Aluminum	Aluminum	Aluminum	Aluminum	Aluminum
	Finish	Anodized	Anodized	Painted	Painted	Painted
PAD	Standard	M07Ti Resin	M07Ti Resin	M06 Metal	M07-S Resin	M06 Metal
	Option	M06Ti Metal	M06Ti Metal	M07-S Resin	M06 Metal	M07-S Resin
Hose		SM-BH59	SM-BH59	SM-BH63	SM-BH63	SM-BH59
Note						

Disc Brake (ATB) Specifications

Brake Caliper

Series		Deore LX	Deore	Non-Series	Non-Series	Non-Series
Model No.		BR-M585	BR-M535	BR-M545	BR-R505	BR-M525
Brake Type		Disc-brake	Disc-brake	Disc-brake	Disc-brake	Disc-brake
Recommended Brake Lever		ST-M585 BL-M585	ST-M535 BL-M535	V-brake BL (1.5-2.5 finger)	For Road ST BL-R770/R550	ST-M535 BL-M525
Recommended Brake Rotor		SM-RT63 SM-RT62M SM-RT62L	SM-RT63 SM-RT62M SM-RT62L	SM-RT63 SM-RT62M SM-RT62L	SM-RT63	SM-RT61
Hydraulic or Mechanical		Hydraulic	Hydraulic	Mechanical	Mechanical	Hydraulic
Oil		Shimano Mineral	Shimano Mineral	-	-	Shimano Mineral
Mount Type		International standard Post-type	International standard Post-type	International standard Post-type	International standard	International standard Post-type
Piston	Opposed 2-piston	X	X	-	-	X
	1-piston	-	-	X	X	-
Caliper	Material	Aluminum	Aluminum	Aluminum	Aluminum	Aluminum
	Finish	Painted	Painted	Painted	Painted	Anodized
PAD	Standard	M07-S Resin	M07-S Resin	M06 Metal	M06 Metal	M08 Resin
	Option	M06 Metal	M06 Metal	-	-	-
Hose		SM-BH59	SM-BH59	Cable	Cable	SM-BH59
Note			Deore Logo/Shimano Logo	Shimano Logo	For Road ST & BL-R770/R550	Shimano Logo

Disc Brake (ATB) Specifications

Brake Caliper

Series		Non-Series	Non-Series	Alivio
Model No.		BR-M495	BR-M465	BR-M415
Brake Type		Disc-brake	Disc-brake	Disc-brake
Recommended Brake Lever		V-brake BL (1.5-2.5 finger)	V-brake BL (1.5-2.5 finger)	V-brake BL (1.5-2.5 finger)
Recommended Brake Rotor		SM-RT52 SM-RT61	SM-RT52 SM-RT61	SM-RT53
Hydraulic or Mechanical		Mechanical	Mechanical	Mechanical
Oil		-	-	-
Mount Type		International standard Post-type	International standard Post-type	International standard Post-type
Piston	Opposed 2-piston	-	-	-
	1-piston	X	X	x
Caliper	Material	Aluminum	Aluminum/Steel	Aluminum
	Finish	Painted(Silver)	Painted(Black)	Painted(Silver)
PAD	Standard	M08 Resin	M08 Resin	M08 Resin
	Option	-	-	-
Hose		Cable	Cable	Cable
Note				(ALIVIO Silver color) Shimano Logo

Disc Brake (ATB) Specifications

Brake Lever

Series	XTR	XTR	XTR	SAINT	SAINT	Deore XT	Non-Series
Model No.	ST-M975	BL-M975	ST-M966	ST-M800	BL-M800	ST-M766	BL-M765
Brake Type	Hydraulic Disc-brake	Hydraulic Disc-brake	Hydraulic Disc-brake	Hydraulic Disc-brake	Hydraulic Disc-brake	Hydraulic Disc-brake	Hydraulic Disc-brake
Recommended Brake Caliper	BR-M975/975P	BR-M975/975P	BR-M966/965	BR-M800	BR-M800	BR-M765	BR-M765
Oil	Shimano Mineral	Shimano Mineral	Shimano Mineral	Shimano Mineral	Shimano Mineral	Shimano Mineral	Shimano Mineral
Master Cylinder	X	X	X	X	X	X	X
Lever Size	1.5 finger	1.5 finger	1.5 finger	1.5 finger	1.5 finger	1.5 finger	1.5 finger
Reach Adjust	X	-	X	X	X	X	X
Brake Lever	Material	Aluminum	Aluminum	Aluminum	Aluminum	Aluminum	Aluminum
	Finish	Anodized	Anodized	Anodized	Anodized	Anodized	Anodized
Brake Bracket	Material	Aluminum	Aluminum	Aluminum	Aluminum	Aluminum	Aluminum
	Finish	Painted	Painted	Painted	Painted	Painted	Painted
Brake Hose	SM-BH59	SM-BH59	SM-BH96	SM-BH63	SM-BH63	SM-BH63	SM-BH63
Note							Shimano Logo

Disc Brake (ATB) Specifications

Brake Lever

Series	HONE	Deore LX	Deore LX	Deore	Deore	Non-Series
Model No.	ST-M600	ST-M585	BL-M585	ST-M535	BL-M535	BL-M525
Brake Type	Hydraulic Disc-brake	Hydraulic Disc-brake	Hydraulic Disc-brake	Hydraulic Disc-brake	Hydraulic Disc-brake	Hydraulic Disc-brake
Recommended Brake Caliper	BR-M601	BR-M585	BR-M585	BR-M535	BR-M535	BR-M601/525
Oil	Shimano Mineral	Shimano Mineral	Shimano Mineral	Shimano Mineral	Shimano Mineral	Shimano Mineral
Master Cylinder	X	X	X	X	X	X
Lever Size	1.5 finger	1.5 finger	1.5 finger	1.5 finger	1.5 finger	1.5 finger
Reach Adjust	X	X	X	X	X	X
Brake Lever	Material	Aluminum	Aluminum	Aluminum	Aluminum	Aluminum
	Finish	Anodized	Anodized	Anodized	Anodized	Anodized
Brake Bracket	Material	Aluminum	Aluminum	Aluminum	Aluminum	Aluminum
	Finish	Painted	Painted	Painted	Painted	Painted
Brake Hose	SM-BH59	SM-BH59	SM-BH59	SM-BH59	SM-BH59	SM-BH59
Note					Deore Logo/Shimano Logo	Shimano Logo

Disc Brake (ATB) Specifications

Brake Rotor

Series	XTR	XTR	XTR	XTR	SAINT	SAINT	Deore XT	Deore XT
Model No.	SM-RT97L	SM-RT97M	SM-RT97	SM-RT97SS	SM-RT80	SM-RT80S	SM-RT77	SM-RT77L
Brake Type	Disc-brake	Disc-brake	Disc-brake	Disc-brake	Disc-brake	Disc-brake	Disc-brake	Disc-brake
Outside Diameter	203mm	180mm	160mm	140mm	203mm	160mm	160mm	203mm
PCD (mm)	-	-	-	-	-	-	-	-
Material	Stainless Steel	Stainless Steel	Stainless Steel	Stainless Steel	Stainless Steel/ Aluminum	Stainless Steel/ Aluminum	Stainless Steel/ Aluminum	Stainless Steel/ Aluminum
Finish	Polished	Polished	Polished	Polished	Polished/ Anodized	Polished/ Anodized	Polished/ Anodized	Polished/ Anodized
Center Lock Type	X	X	X	X	Oversized centerlock	Oversized centerlock	X	X
Note	Check fork manufacturer for compatibility			For Rear Only	Compatible with FH-M800/M801 /M805/M806	Compatible with FH-M800/M801 /M805/M806		Check fork manufacturer for compatibility

Disc Brake (ATB) Specifications

Brake Rotor

Series	Non-Series	Non-Series	Non-Series	Non-Series	Non-Series	Non-Series	Non-Series	Alivio
Model No.	SM-RT75S	SM-RT75MA	SM-RT75-DH	SM-RT62	SM-RT62M	SM-RT62L	SM-RT61	SM-RT53
Brake Type	Disc-brake	Disc-brake	Disc-brake	Disc-brake	Disc-brake	Disc-brake	Disc-brake	Disc-brake
Outside Diameter	160mm	180mm	203mm	160mm	180mm	203mm	160mm	160mm
PCD (mm)	44mm	44mm	44mm	-	-	-	44mm	-
Material	Stainless Steel	Stainless Steel	Stainless Steel	Stainless Steel/ Aluminum	Stainless Steel/ Aluminum	Stainless Steel/ Aluminum	Stainless Steel	Stainless Steel/ Aluminum
Finish	Polished	Polished	Polished	Polished/ Painted	Polished/ Painted	Polished/ Painted	Polished	Polished/ Painted
Center Lock Type	-	-	-	X	X	X	-	X
Note	6 bolt attachment	6 bolt attachment	Check fork manufacturer for compatibility. 6 bolt attachment			Check fork manufacturer for compatibility	6 bolt attachment	For Resin Pad Only

Disc Brake (ATB) Specifications

Hydraulic Brake Hose

Series		Non-Series	Non-Series	Non-Series
Model No.		SM-BH59	SM-BH63	SM-BH96
Recommended Brake Lever		ST-M975 BL-M975 ST-M600 ST-M585 ST-M535 BL-M585 BL-M535 BL-M525	ST-M800 ST-M765 BL-M800 BL-M765	ST-M966
Material		Resin	Resin	Resin
Hose Length (mm)	Front	Right	900/1300/1700mm	900/1300/1700mm
		Left	900/1300/1700mm	900/1300/1700mm
	Rear	Right	900/1300/1700mm	900/1300/1700mm
		Left	900/1300/1700mm	900/1300/1700mm
Note		Adjustable / For BR and BL assembly:supplied by 50mm	Adjustable / For BR and BL assembly:supplied by 50mm	Adjustable / For BR and BL assembly:supplied by 50mm







Hub Roller Brake Specifications

Function Name		Inter-M													
Model No.		BR-IM75	BR-IM70		BR-IM73	BR-IM50		BR-IM53	BR-C050-IM		BR-IM41		BR-IM35-RF	BR-IM31	
		Front	Front	Rear	Rear	Front	Rear	Rear	Front	Rear	Front	Rear	Rear	Front	Rear
Brake Type	Multi Condition	X	X	X	X	-	-	-	X	X	-	-	-	-	-
	Regular	-	-	-	-	X	X	X	-	-	X	X	X	X	X
Cooling Fin Diameter		150mm	150mm	150mm	150mm	130mm	130mm	100mm	160mm	160mm	90mm	100mm	160mm	90mm	90mm
Structure		Hyper	Hyper	Hyper	Hyper	Normal	Normal	Normal	Hyper	Hyper	Normal	Normal	Normal	Normal	Normal
Without Cooling Fin		-	-	-	-	-	-	-	-	-	-	-	-	Available	Available
Inner Cable Quick Release		X	X	X	X	X	X	X	X	X	X	X	-	-	-
Disc Brake Mount Compatible		X	-	-	-	-	-	-	-	-	-	-	-	-	-
Note					designed for combination with IB-DR70, IB-HR70			designed for combination with IB-DR50, IB-HR50							

Power Modulator (ATB) Specifications

Series	Non-Series	Non-Series	Non-Series
Model No.	SM-PM60	SM-PM50	SM-PM40
Available Lead Pipe Angle	-	-	90°/ 135°
Body Material	Aluminum	Aluminum	Aluminum
Body Finish	Barrel and Sticker	Barrel and Printed	Barrel and Sticker
Lead Pipe Material	-	-	Stainless Steel
Compatible Brake	Any Shimano V-brake (Except:BRT400/T300)	Any Shimano Mechanical Disc Brake	Any Shimano V-brake without power modulator
Compatible BL	Any Shimano V-brake Lever (Except:BL-C900/C600)	Any Shimano V-brake Lever without power modulator	Any Shimano V-brake Lever without power modulator
Note	Black Version	Silver Version	Black, Red or Blue Version







Front Chainwheel (ATB) Specifications

Series		XTR	SAINT	SAINT	SAINT	SAINT	SAINT
Model No.		FC-M970 *for 50mm chain-line	FC-M805-3	FC-M805-2	FC-M805-1	FC-M800-3	FC-M800-2
Rear Speeds		9	9	9	9	9	9
Chainring Combination		44-32-22T/ 44-32-24T	44-32-22T	32-22T	34/38/41/42/43/44/46T	44-32-22T	32-22T
Spider or Gear Arm		4arm	4arm	4arm	4arm	4arm	4arm
PCD (mm)		104/64mm	104/64mm	104/64mm	104/64mm	104/64mm	104/64mm
Crank Arm Length	160mm	-	-	-	-	-	-
	165mm	X	X	X	X	X	X
	167.5mm	X	-	-	-	-	-
	170mm	X	X	X	X	X	X
	172.5mm	X	-	-	-	-	-
	175mm	X	X	X	X	X	X
	177.5mm	X	-	-	-	-	-
	180mm	X	X	X	X	X	X
Chain		Super Narrow HG for 9-speed	Super Narrow HG for 9-speed	Super Narrow HG for 9-speed	Super Narrow HG for 9-speed	Super Narrow HG for 9-speed	Super Narrow HG for 9-speed
Bottom Bracket		Included	Included	Included	Included	Included	Included
Axle Length	Chain Line 47.5	-	Chain Line 57.5	Chain Line 57.5	Chain Line 57.5	-	-
	Chain Line 50	X				X	X
	Chain Line 47.5+t	-				-	-
With Crank Fixing Bolt		X	X	X	X	X	X
Fixing Nut Type BB compatible		-	-	-	-	-	-
Optional Chain Guard		-	-	With Bash Guard	-	-	With Bash Guard
Hollowtech Crank Arm		X 	X 	X 	X 	X 	X 
Splined Crank (OCTALINK)		-	X	X	X	X	X
One-key Release		-	-	-	-	-	-
Chain Case Compatible Crank Arm		-	-	-	-	-	-
Crank Arm	Material	Aluminum	Aluminum	Aluminum	Aluminum	Aluminum	Aluminum
	Finish	Anodized	Anodized	Anodized	Anodized	Anodized	Anodized
Spider Arm	Material	-	Aluminum	Aluminum	Aluminum	Aluminum	Aluminum
	Finish	-	Painted	Painted	Painted	Painted	Painted
Spider Arm Cover	Material	-	-	-	-	-	-
	Finish	-	-	-	-	-	-
Outer Ring	Material	7075 Aluminum	7075 Aluminum	-	7075 Aluminum	7075 Aluminum	-
	Finish	Painted/Plated	Anodized	-	Anodized	Anodized	-
Middle Ring	Material	Ti/CFRP	Aluminum	Aluminum	-	Aluminum	Aluminum
	Finish	Shot Blasting	Plated	Plated	-	Plated	Plated
Inner Ring	Material	7075 Aluminum	Aluminum	Aluminum	-	Aluminum	Aluminum
	Finish	Plated	Plated	Plated	-	Plated	Plated
Important notice; If using a chaincase, select a BB-0000(K) ,If using an E-type FD, select a BB-0000(E)		Exclusive design for 50mm chain-line	Triple for 83mm BB shell width	Double for 83mm BB shell width	Single for 83mm BB shell width	Triple for 68/73mm BB shell width	Double for 68/73mm BB shell width

Front Chainwheel (ATB) Specifications

Series		SAINT	DXR	Deore XT	Deore XT	HONE	HONE	Deore LX
Model No.		FC-M800-1	FC-MX70	FC-M760	FC-M761	FC-M601-2	FC-M600-3	FC-M580
Rear Speeds		9	1	9	9	9	9	9
Chainring Combination		34/38/41/42/43/44/46T	34/38/41/42/43/44/46T	44-32-22T	48-36-26T 44-32-22T	32-22T	44-32-22T	44-32-22T
Spider or Gear Arm		4arm	4arm	4arm	4arm	4arm	4arm	4arm
PCD (mm)		104/64mm	104/64mm	104/64mm	104/64mm	104/64mm	104/64mm	104/64mm
Crank Arm Length	160mm	-	-	-	-	-	-	-
	165mm	X	X	X	X	-	-	-
	167.5mm	-	-	-	-	-	-	-
	170mm	X	X	X	X	X	X	X
	172.5mm	-	-	-	-	-	-	-
	175mm	X	X	X	X	X	X	X
	177.5mm	-	-	-	-	-	-	-
	180mm	X	X	X	X	-	-	-
Chain		Super Narrow HG for 9-speed	Super Narrow HG for 9-speed	Super Narrow HG for 9-speed	Super Narrow HG for 9-speed	Super Narrow HG for 9-speed	Super Narrow HG for 9-speed	Super Narrow HG for 9-speed
Bottom Bracket		Included	Included	Included	Included	Included	Included	Included
Axle Length	Chain Line 47.5	-	-	-	-	-	-	-
	Chain Line 50	X	Chain Line 44	X	X	X	X	X
	Chain Line 47.5+t	-	-	-	-	-	-	-
With Crank Fixing Bolt		X	X	X	X	X	X	X
Fixing Nut Type BB compatible		-	-	-	-	-	-	-
Optional Chain Guard		-	-	X	X	With Bash Guard	-	X
Hollowtech Crank Arm		X 	X 	X 	X 	X 	X 	X 
Splined Crank (OCTALINK)		X	X	X	X	X	X	X
One-key Release		-	-	-	-	-	-	-
Chain Case Compatible Crank Arm		-	-	-	X	-	-	-
Crank Arm	Material	Aluminum	Aluminum	Aluminum	Aluminum	Aluminum	Aluminum	Aluminum
	Finish	Anodized	Anodized	Anodized	Anodized	Anodized	Anodized	Anodized
Spider Arm	Material	Aluminum	Aluminum	Aluminum	Aluminum	Aluminum	Aluminum	Aluminum
	Finish	Painted	Anodized	Painted	Painted	Painted	Painted	Painted
Spider Arm Cover	Material	-	-	-	-	-	-	-
	Finish	-	-	-	-	-	-	-
Outer Ring	Material	7075 Aluminum	7075 Aluminum	7075 Aluminum	7075 Aluminum	-	Aluminum	Aluminum
	Finish	Anodized	Anodized	Anodized	Anodized	-	Anodized	Anodized
Middle Ring	Material	-	-	Aluminum	Aluminum	Aluminum	Aluminum	Aluminum
	Finish	-	-	Plated	Plated	Plated	Plated	Plated
Inner Ring	Material	-	-	Aluminum	Aluminum	Steel	Steel	Steel
	Finish	-	-	Plated	Plated	Plated	Plated	Plated
Important notice; If using a chaincase, select a BB-0000(K) ,If using an E-type FD, select a BB-0000(E)		Single for 68/73mm BB shell width	For BMX racing			Double for 68/73mm BB shell width	Triple for 68/73mm BB shell width	

Front Chainwheel (ATB) Specifications

Series		Deore LX	Non-Series	Non-Series	Deore	Deore	Non-Series
Model No.		FC-M581	FC-M540-L	FC-M540-LK	FC-M540-L	FC-M540-LK	FC-M540-SK
Rear Speeds		9	9	9	9	9	9
Chainring Combination		48-36-26T	44-32-22T	44-32-22T	44-32-22T	44-32-22T	48-36-26T
Spider or Gear Arm		4arm	4arm	4arm	4arm	4arm	4arm
PCD (mm)		104/64mm	104/64	104/64	104/64	104/64	104/64
Crank Arm Length	160mm	-	-	-	-	-	-
	165mm	-	-	-	-	-	-
	167.5mm	-	-	-	-	-	-
	170mm	X	X	X	X	X	X
	172.5mm	-	-	-	-	-	-
	175mm	X	X	X	X	X	X
	177.5mm	-	-	-	-	-	-
	180mm	-	-	-	-	-	-
Chain		Super Narrow HG for 9-speed	Super Narrow HG for 9-speed	Super Narrow HG for 9-speed	Super Narrow HG for 9-speed	Super Narrow HG for 9-speed	Super Narrow HG for 9-speed
Bottom Bracket		Included	BB-ES51(-E) BB-ES30(-E)	BB-ES51(-E/K) BB-ES30(-E/K)	BB-ES51(-E) BB-ES30(-E)	BB-ES51(-E/K) BB-ES30(-E/K)	BB-ES51(-E/K) BB-ES30(-E/K)
Axle Length	Chain Line 47.5	-	113(E)	121(E)	113(E)	121(E)	121(E)
	Chain Line 50	X	118(E)	126(E)	118(E)	126(E)	126(E)
	Chain Line 47.5+t	-	-	121K	-	121K	121K
With Crank Fixing Bolt		X	X	X	X	X	X
Fixing Nut Type BB compatible		-	-	-	-	-	-
Optional Chain Guard		X	X	X	X	X	X
Hollowtech Crank Arm		X 	X 	X 	X 	X 	X 
Splined Crank (OCTALINK)		X	X	X	X	X	X
One-key Release		-	-	-	-	-	-
Chain Case Compatible Crank Arm		X	-	X	-	X	X
Crank Arm	Material	Aluminum	Aluminum	Aluminum	Aluminum	Aluminum	Aluminum
	Finish	Anodized	Painted(Black)	Painted(Black)	Painted(Black)	Painted(Black)	Painted(Silver)
Spider Arm	Material	Aluminum	Aluminum	Aluminum	Aluminum	Aluminum	Aluminum
	Finish	Painted	Painted(Black)	Painted(Black)	Painted(Black)	Painted(Black)	Painted(Silver)
Spider Arm Cover	Material	-	-	-	-	-	-
	Finish	-	-	-	-	-	-
Outer Ring	Material	Aluminum	Aluminum	Aluminum	Aluminum	Aluminum	Aluminum
	Finish	Anodized	Anodized(Black)	Anodized(Black)	Anodized(Black)	Anodized(Black)	Anodized(Black)
Middle Ring	Material	Aluminum	Aluminum	Aluminum	Steel	Steel	Steel
	Finish	Plated	Plated(Silver)	Plated(Silver)	Plated(Silver)	Plated(Silver)	Plated(Silver)
Inner Ring	Material	Steel	Steel	Steel	Steel	Steel	Steel
	Finish	Plated	Plated(Silver)	Plated(Silver)	Plated(Silver)	Plated(Silver)	Plated(Silver)
Important notice; If using a chaincase, select a BB-0000(K) ,If using an E-type FD, select a BB-0000(E)			Black Version. Aluminum 44T/32T chainring. Octalink	Black Version. For chain case. Aluminum 44T/32T chainring. Octalink	Black Version. Aluminum 44T chainring. Octalink	Black Version. For chain case. Aluminum 44T chainring. Octalink	Silver Version. For chain case. Aluminum 48T chainring. Octalink

Front Chainwheel (ATB) Specifications

Series		Deore	Deore	Deore	Non-Series	Non-Series	Non-Series
Model No.		FC-M531-L	FC-M531-S	FC-M530-L	FC-M470-LK	FC-M470-SK	FC-M443-L
Rear Speeds		9	9	9	9	9	9
Chainring Combination		44-32-22T/ 48-36-26T	44-32-22T/ 48-36-26T	44-32-22T/ 48-36-26T	44-32-22T	48-36-26T	44-32-22T
Spider or Gear Arm		4arm	4arm	4arm	4arm	4arm	4arm
PCD (mm)		104/64	104/64	104/64	104/64	104/64	104/64
Crank Arm Length	160mm	-	-	-	-	-	-
	165mm	-	-	-	-	-	-
	167.5mm	-	-	-	-	-	-
	170mm	X	X	X	X	X	X
	172.5mm	-	-	-	-	-	-
	175mm	X	X	X	X	X	X
	177.5mm	-	-	-	-	-	-
	180mm	-	-	-	-	-	-
Chain		Super Narrow HG for 9-speed	Super Narrow HG for 9-speed	Super Narrow HG for 9-speed	Super Narrow HG for 9-speed	Super Narrow HG for 9-speed	Super Narrow HG for 9-speed
Bottom Bracket		BB-ES51-AK BB-ES30-AK	BB-ES51-AK BB-ES30-AK	BB-ES51 BB-ES30	BB-ES51(E/K) BB-ES30(E/K)	BB-ES51(E/K) BB-ES30(E/K)	BB-UN26(-K) BB-LP28(-K)
Axle Length	Chain Line 47.5	-	-	-	121(E)	121(E)	117.5
	Chain Line 50	121AK	121AK	113	126(E)	126(E)	LL123
	Chain Line 47.5+t	-	-	-	121K	121K	117.5K
With Crank Fixing Bolt		X	X	X	X	X	X
Fixing Nut Type BB compatible		-	-	-	-	-	-
Optional Chain Guard		X	X	X	X	X	X
Hollowtech Crank Arm		X 	X 	X 	X 	X 	-
Splined Crank (OCTALINK)		X	X	X	X	X	-
One-key Release		-	-	-	-	-	-
Chain Case Compatible Crank Arm		X	X	-	X	X	X
Crank Arm	Material	Aluminum	Aluminum	Aluminum	Aluminum	Aluminum	Aluminum
	Finish	Painted	Painted	Painted	Painted(Black)	Painted(Silver)	Painted
Spider Arm	Material	Aluminum	Aluminum	Aluminum	Aluminum	Aluminum	Aluminum
	Finish	Painted	Painted	Painted	Painted(Black)	Painted(Silver)	Painted
Spider Arm Cover	Material	-	-	-	-	-	-
	Finish	-	-	-	-	-	-
Outer Ring	Material	Aluminum	Aluminum	Aluminum	Aluminum	Aluminum	Steel
	Finish	Anodized	Anodized	Anodized	Anodized(Black)	Anodized(Black)	Painted
Middle Ring	Material	Aluminum	Aluminum	Aluminum	Steel	Steel	Steel
	Finish	Plated	Plated	Plated	Pearl Bright	Pearl Bright	Pearl Bright
Inner Ring	Material	Steel	Steel	Steel	Steel	Steel	Steel
	Finish	Plated	Plated	Plated	Pearl Bright	Pearl Bright	Pearl Bright
Important notice; If using a chaincase, select a BB-0000(K) ,If using an E-type FD, select a BB-0000(E)		Black Version For chain case only	Silver Version For chain case only	Black Version	Black Version. For chain case. Aluminum 44T chainring. Octalink	Silver Version. For chain case. Aluminum 48T chainring. Octalink	Black Version For chaincase Steel chainrings

Front Chainwheel (ATB) Specifications

Series		Non-Series	Non-Series	Non-Series	Non-Series	Non-Series
Model No.		FC-M443-S	FC-M443-8-L	FC-M443-8-S	FC-M443-L	FC-M443-S
Rear Speeds		9	9	9	9	9
Chaining Combination		44-32-22T	44-32-22T	44-32-22T	48-36-26T	48-36-26T
Spider or Gear Arm		4arm	4arm	4arm	4arm	4arm
PCD (mm)		104/64	104/64	104/64	104/64	104/64
Crank Arm Length	160mm	-	-	-	-	-
	165mm	-	-	-	-	-
	167.5mm	-	-	-	-	-
	170mm	X	X	X	X	X
	172.5mm	-	-	-	-	-
	175mm	X	X	X	X	X
	177.5mm	-	-	-	-	-
	180mm	-	-	-	-	-
Chain		Super Narrow HG for 9-speed	Super Narrow HG for 9-speed	Super Narrow HG for 9-speed	Super Narrow HG for 9-speed	Super Narrow HG for 9-speed
Bottom Bracket		BB-UN26(-K) BB-LP28(-K)	BB-ES30/25-AK	BB-ES30/25-AK	BB-UN26(-K) BB-LP28(-K)	BB-UN26(-K) BB-LP28(-K)
Axle Length	Chain Line 47.5	117.5	121	121	117.5	117.5
	Chain Line 50	LL123	126	126	LL123	LL123
	Chain Line 47.5+t	117.5K	121AK	121AK	117.5K	117.5K
With Crank Fixing Bolt		X	X	X	X	X
Fixing Nut Type BB compatible		-	-	-	-	-
Optional Chain Guard		X	X	X	X	X
Hollowtech Crank Arm		-	-	-	-	-
Splined Crank (OCTALINK)		-	X	X	-	-
One-key Release		-	-	-	-	-
Chain Case Compatible Crank Arm		X	X	X	X	X
Crank Arm	Material	Aluminum	Aluminum	Aluminum	Aluminum	Aluminum
	Finish	Painted	Painted	Painted	Painted	Painted
Spider Arm	Material	Aluminum	Aluminum	Aluminum	Aluminum	Aluminum
	Finish	Painted	Painted	Painted	Painted	Painted
Spider Arm Cover	Material	-	-	-	-	-
	Finish	-	-	-	-	-
Outer Ring	Material	Steel	Steel	Steel	Aluminum	Aluminum
	Finish	Painted	Painted	Painted	Anodized	Anodized
Middle Ring	Material	Steel	Steel	Steel	Steel	Steel
	Finish	Pearl Bright	Pearl Bright	Pearl Bright	Pearl Bright	Pearl Bright
Inner Ring	Material	Steel	Steel	Steel	Steel	Steel
	Finish	Pearl Bright	Pearl Bright	Pearl Bright	Pearl Bright	Pearl Bright
Important notice; If using a chaincase, select a BB-0000(K) ,If using an E-type FD, select a BB-0000(E)		Silver Version For chaincase Steel chainrings	Black Version For chain case Steel chainrings Octalink	Silver Version For chaincase Steel chainrings Octalink	Black Version For chain case Aluminum 48T chainrig	Silver Version For chaincase Aluminum 48T chainrig

Front Chainwheel (ATB) Specifications

Series		Non-Series	Non-Series	Non-Series	Non-Series	Non-Series
Model No.		FC-M443-8-L	FC-M443-8-S	FC-M442-L	FC-M442-S	FC-M442-8-L
Rear Speeds		9	9	9	9	9
Chaining Combination		48-36-26T	48-36-26T	44-32-22T	44-32-22T	44-32-22T
Spider or Gear Arm		4arm	4arm	4arm	4arm	4arm
PCD (mm)		104/64	104/64	104/64	104/64	104/64
Crank Arm Length	160mm	-	-	-	-	-
	165mm	-	-	-	-	-
	167.5mm	-	-	-	-	-
	170mm	X	X	X	X	X
	172.5mm	-	-	-	-	-
	175mm	X	X	X	X	X
	177.5mm	-	-	-	-	-
	180mm	-	-	-	-	-
Chain		Super Narrow HG for 9-speed	Super Narrow HG for 9-speed	Super Narrow HG for 9-speed	Super Narrow HG for 9-speed	Super Narrow HG for 9-speed
Bottom Bracket		BB-ES30/25-AK	BB-ES30/25-AK	BB-UN26(-E) BB-LP28(-E)	BB-UN26(-E) BB-LP28(-E)	BB-ES30/25(-E)
Axle Length	Chain Line 47.5	121	121	MM110(E)	MM110(E)	113(E)
	Chain Line 50	126	126	LL113(E)	LL113(E)	118(E)
	Chain Line 47.5+t	121AK	121AK	-	-	-
With Crank Fixing Bolt		X	X	X	X	X
Fixing Nut Type BB compatible		-	-	-	-	-
Optional Chain Guard		-	X	X	X	X
Hollowtech Crank Arm		-	-	-	-	-
Splined Crank (OCTALINK)		X	X	-	-	X
One-key Release		-	-	-	-	-
Chain Case Compatible Crank Arm		X	X	-	-	-
Crank Arm	Material	Aluminum	Aluminum	Aluminum	Aluminum	Aluminum
	Finish	Painted	Painted	Painted	Painted	Painted
Spider Arm	Material	Aluminum	Aluminum	Aluminum	Aluminum	Aluminum
	Finish	Painted	Painted	Painted	Painted	Painted
Spider Arm Cover	Material	-	-	-	-	-
	Finish	-	-	-	-	-
Outer Ring	Material	Aluminum	Aluminum	Steel	Steel	Aluminum
	Finish	Anodized	Anodized	Painted	Painted	Anodized
Middle Ring	Material	Steel	Steel	Steel	Steel	Steel
	Finish	Pearl Bright	Pearl Bright	Pearl Bright	Pearl Bright	Pearl Bright
Inner Ring	Material	Steel	Steel	Steel	Steel	Steel
	Finish	Pearl Bright	Pearl Bright	Pearl Bright	Pearl Bright	Pearl Bright
Important notice; If using a chaincase, select a BB-0000(K) ,If using an E-type FD, select a BB-0000(E)		Black Version For chaincase Aluminum 48T chainrig Octalink	Silver Version For chaincase Aluminum 48T chainrig Octalink	Black Version Steel chainrings	Silver Version Steel chainrings	Black Version Aluminum 44T chainrig Octalink

Front Chainwheel (ATB) Specifications

Series		Non-Series	Non-Series	Non-Series	Alivio	Alivio	Alivio
Model No.		FC-M442-8-S	FC-M442-8-L	FC-M442-8-S	FC-M411-L	FC-M411-S	FC-M411-L
Rear Speeds		9	9	9	8/7	8/7	8/7
Chainring Combination		44-32-22T	44-32-22T	44-32-22T	48-38-28T	48-38-28T	42-32-22T
Spider or Gear Arm		4arm	4arm	4arm	4arm	4arm	4arm
PCD (mm)		104/64	104/64	104/64	104/64	104/64	104/64
Crank Arm Length	160mm	-	-	-	-	-	-
	165mm	-	-	-	-	-	-
	167.5mm	-	-	-	-	-	-
	170mm	X	X	X	X	X	X
	172.5mm	-	-	-	-	-	-
	175mm	X	X	X	X	X	X
	177.5mm	-	-	-	-	-	-
	180mm	-	-	-	-	-	-
Chain		Super Narrow HG for 9-speed	Super Narrow HG for 9-speed	Super Narrow HG for 9-speed	HG	HG	HG
Bottom Bracket		BB-ES30/25(-E)	BB-ES30/25(-E)	BB-ES30/25(-E)	BB-UN26(-K) BB-UN28(-K)	BB-UN26(-K) BB-UN28(-K)	BB-UN26(-K) BB-UN28(-K)
Axle Length	Chain Line 47.5	113(E)	113(E)	113(E)	-	-	-
	Chain Line 50	118(E)	118(E)	118(E)	LL123	LL123	LL123
	Chain Line 47.5+t	-	-	-	LL123(K)	LL123(K)	LL123(K)
With Crank Fixing Bolt		X	X	X	X	X	X
Fixing Nut Type BB compatible		-	-	-	-	-	-
Optional Chain Guard		X	-	X	X	X	X
Hollowtech Crank Arm		-	-	-	-	-	-
Splined Crank (OCTALINK)		X	X	X	-	-	-
One-key Release		-	-	-	-	-	-
Chain Case Compatible Crank Arm		-	-	-	X	X	X
Crank Arm	Material	Aluminum	Aluminum	Aluminum	Aluminum	Aluminum	Aluminum
	Finish	Painted	Painted	Painted	Painted	Painted	Painted
Spider Arm	Material	Aluminum	Aluminum	Aluminum	Aluminum	Aluminum	Aluminum
	Finish	Painted	Painted	Painted	Painted	Painted	Painted
Spider Arm Cover	Material	-	-	-	-	-	-
	Finish	-	-	-	-	-	-
Outer Ring	Material	Aluminum	Steel	Steel	Steel	Steel	Steel
	Finish	Anodized	Painted	Painted	Painted	Painted	Painted
Middle Ring	Material	Steel	Steel	Steel	Steel	Steel	Steel
	Finish	Pearl Bright	Pearl Bright	Pearl Bright	Plated	Plated	Plated
Inner Ring	Material	Steel	Steel	Steel	Steel	Steel	Steel
	Finish	Pearl Bright	Pearl Bright	Pearl Bright	Plated	Plated	Plated
Important notice; If using a chaincase, select a BB-0000(K) ,If using an E-type FD, select a BB-0000(E)		Silver Version Aluminum 44T chainrig Octalink	Black Version Steel chainrings Octalink	Silver Version Steel chainrings Octalink	Black Version For chaincase t=1.8mm	Silver Version For chaincase t=1.8mm	Black Version For chaincase t=1.8mm

Front Chainwheel (ATB) Specifications

Series		Alivio	Alivio	Alivio	Alivio	Alivio	Non-Series	Non-Series
Model No.		FC-M411-S	FC-M410-L	FC-M410-S	FC-M410-8-L	FC-M410-8-S	FC-M341-L	FC-M341-S
Rear Speeds		8/7	8/7	8/7	8/7	8/7	8/7	8/7
Chainring Combination		42-32-22T	42-32-22T	42-32-22T	42-32-22T	42-32-22T	48-38-28	48-38-28
Spider or Gear Arm		4arm	4arm	4arm	4arm	4arm	4arm	4arm
PCD (mm)		104/64	104/64	104/64	104/64	104/64	104/64	104/64
Crank Arm Length	160mm	-	-	-	-	-	-	-
	165mm	-	-	-	-	-	-	-
	167.5mm	-	-	-	-	-	-	-
	170mm	X	X	X	X	X	X	X
	172.5mm	-	-	-	-	-	-	-
	175mm	X	X	X	X	X	X	X
	177.5mm	-	-	-	-	-	-	-
	180mm	-	-	-	-	-	-	-
Chain		HG	HG	HG	HG	HG	HG	HG
Bottom Bracket		BB-UN26(-K) BB-UN28(-K)	BB-UN26(-E) BB-LP28(-E)	BB-UN26(-E) BB-LP28(-E)	BB-ES30(-E) BB-ES25(-E)	BB-ES30(-E) BB-ES25(-E)	BB-UN26(-K) BB-LP28(-K)	BB-UN26(-K) BB-LP28(-K)
Axle Length	Chain Line 47.5	-	-	-	-	-	-	-
	Chain Line 50	LL123	LL113(E)	LL113(E)	118(E)	118(E)	LL123	LL123
	Chain Line 47.5+t	LL123(K)	-	-	-	-	LL123(K)	LL123(K)
With Crank Fixing Bolt		X	X	X	X	X	X	X
Fixing Nut Type BB compatible		-	-	-	-	-	-	-
Optional Chain Guard		X	X	X	X	X	X	X
Hollowtech Crank Arm		-	-	-	-	-	-	-
Splined Crank (OCTALINK)		-	-	-	X	X	-	-
One-key Release		-	-	-	-	-	-	-
Chain Case Compatible Crank Arm		X	-	-	-	-	X	X
Crank Arm	Material	Aluminum	Aluminum	Aluminum	Aluminum	Aluminum	Aluminum	Aluminum
	Finish	Painted	Painted	Painted	Painted	Painted	Painted	Painted
Spider Arm	Material	Aluminum	Aluminum	Aluminum	Aluminum	Aluminum	-	-
	Finish	Painted	Painted	Painted	Painted	Painted	-	-
Spider Arm Cover	Material	-	-	-	-	-	-	-
	Finish	-	-	-	-	-	-	-
Outer Ring	Material	Steel	Steel	Steel	Steel	Steel	Steel	Steel
	Finish	Painted	Painted	Painted	Painted	Painted	Painted	Painted
Middle Ring	Material	Steel	Steel	Steel	Steel	Steel	Steel	Steel
	Finish	Plated	Plated	Plated	Plated	Plated	Plated	Plated
Inner Ring	Material	Steel	Steel	Steel	Steel	Steel	Steel	Steel
	Finish	Plated	Plated	Plated	Plated	Plated	Plated	Plated
Important notice; If using a chaincase, select a BB-0000(K) ,If using an E-type FD, select a BB-0000(E)		Silver Version For chaincase t=1.8mm	Black Version	Silver Version	Black Version Octalink	Silver Version Octalink	Black Version	Silver Version

Front Chainwheel (ATB) Specifications

Series	Non-Series	Non-Series	Non-Series	Non-Series	Non-Series	Non-Series	Tourney
Model No.	FC-M341-8-L	FC-M341-8-S	FC-M341-L	FC-M341-S	FC-MC09-L	FC-MC09-S	FC-TX70
Rear Speeds	8/7	8/7	8/7	8/7	8/7	8/7	8/7/6
Chainring Combination	42-32-22T	42-32-22T	42-32-22T	42-32-22T	42-32-22T	42-32-22T	42-34-24T
Spider or Gear Arm	4arm	4arm	4arm	4arm	4arm	4arm	4arm
PCD (mm)	104/64	104/64	104/64	104/64	Rivitted	Rivitted	Rivitted
Crank Arm Length	160mm	-	-	-	-	-	-
	165mm	-	-	-	-	-	-
	167.5mm	-	-	-	-	-	-
	170mm	X	X	X	X	X	X
	172.5mm	-	-	-	-	-	-
	175mm	X	X	X	X	-	-
	177.5mm	-	-	-	-	-	-
	180mm	-	-	-	-	-	-
Chain	HG	HG	HG	HG	HG	HG	HG/UG
Bottom Bracket	BB-ES30(-E) BB-ES25(-E)	BB-ES30(-E) BB-ES25(-E)	BB-UN26(-K) BB-LP28(-K)	BB-UN26(-K) BB-LP28(-K)	BB-UN26(-K) BB-LP28(-K)	BB-UN26(-K) BB-LP28(-K)	BB-UN26(-K)
Axle Length	Chain Line 47.5	-	-	-	-	-	D-NL
	Chain Line 50	126	126	LL123	LL123	LL123	LL123
	Chain Line 47.5+t	-	-	LL123(K)	LL123(K)	LL123(K)	LL123(K)
With Crank Fixing Bolt	X	X	X	X	X	X	-
Fixing Nut Type BB compatible	-	-	-	-	-	-	X
Optional Chain Guard	X	X	X	X	X	X	X
Hollowtech Crank Arm	-	-	-	-	-	-	-
Splined Crank (OCTALINK)	X	X	-	-	-	-	-
One-key Release	-	-	-	-	-	-	-
Chain Case Compatible Crank Arm	X	X	X	X	X	X	X
Crank Arm	Material	Aluminum	Aluminum	Aluminum	Aluminum	Aluminum	Aluminum
	Finish	Painted	Painted	Painted	Painted	Painted	Polished
Spider Arm	Material	-	-	-	-	-	-
	Finish	-	-	-	-	-	-
Spider Arm Cover	Material	-	-	-	-	Plastic	Plastic
	Finish	-	-	-	-	-	Resin
Outer Ring	Material	Steel	Steel	Steel	Steel	Steel	Steel
	Finish	Painted	Painted	Painted	Painted	Painted	Painted
Middle Ring	Material	Steel	Steel	Steel	Steel	Steel	Steel
	Finish	Plated	Plated	Plated	Plated	Painted	Painted
Inner Ring	Material	Steel	Steel	Steel	Steel	Steel	Steel
	Finish	Plated	Plated	Plated	Plated	Painted	Painted
Important notice; If using a chaincase, select a BB-0000(K) ,If using an E-type FD, select a BB-0000(E)	Black Version For chaincase Steel chainrings Octalink	Silver Version For chaincase Steel chainrings Octalink	Black Version For chaincase	Silver Version For chaincase	Black Version For chaincase	Silver Version For chaincase	4arm

Front Chainwheel (ATB) Specifications

Series		Tourney
Model No.		FC-TX71
Rear Speeds		8/7/6
Chainring Combination		48-38-28T
Spider or Gear Arm		4arm
PCD (mm)		Riveted
Crank Arm Length	160mm	-
	165mm	-
	167.5mm	-
	170mm	X
	172.5mm	-
	175mm	-
	177.5mm	-
	180mm	-
Chain		HG/UG
Bottom Bracket		BB-UN26(-K)
Axle Length	Chain Line 47.5	D-NL
	Chain Line 50	-
	Chain Line 47.5+t	-
With Crank Fixing Bolt		-
Fixing Nut Type BB compatible		X
Optional Chain Guard		X
Hollowtech Crank Arm		-
Splined Crank (OCTALINK)		-
One-key Release		-
Chain Case Compatible Crank Arm		X
Crank Arm	Material	Aluminum
	Finish	Polished
Spider Arm	Material	-
	Finish	-
Spider Arm Cover	Material	Resin
	Finish	Resin
Outer Ring	Material	Steel
	Finish	Painted
Middle Ring	Material	Steel
	Finish	Painted
Inner Ring	Material	Steel
	Finish	Painted
Important notice; If using a chaincase, select a BB-0000(K) ,If using an E-type FD, select a BB-0000(E)		4arm

Bottom Bracket (ATB) Specifications

Model No.		FC-M970 *for 50mm chain-line	FC-MX70	FC-M805-3	FC-M805-2	FC-M805-1	FC-M800-3	FC-M800-2	FC-M800-1	FC-M760	FC-M761
Cartridge Type BB /E-type For Chain Case		-	-	-	-	-	-	-	-	-	-
Spindle	Hollow Pipe	X	X	X	X	X	X	X	X	X	X
	Splined Spindle	X	X	X	X	X	X	X	X	X	X
	Material	Steel	Steel	Steel	Steel	Steel	Steel	Steel	Steel	Steel	Steel
<Axle Length>	<BB Shell>										
Hollowtech II	83mm (BC1.37)	-	-	X	X	X	-	-	-	-	-
	68mm (BC1.37)	X	X	-	-	-	X	X	X	X	X
	73mm (BC1.37)	X	-	-	-	-	X	X	X	X	X
112.5mm	68mm (BC1.37)	-	-	-	-	-	-	-	-	-	-
	73mm (BC1.37)	-	-	-	-	-	-	-	-	-	-
116mm	68mm (BC1.37)	-	-	-	-	-	-	-	-	-	-
	73mm (BC1.37)	-	-	-	-	-	-	-	-	-	-
MM110	68mm (BC1.37)	-	-	-	-	-	-	-	-	-	-
	70mm (M36)	-	-	-	-	-	-	-	-	-	-
	73mm (BC1.37)	-	-	-	-	-	-	-	-	-	-
LL113	68mm (BC1.37)	-	-	-	-	-	-	-	-	-	-
	70mm (M36)	-	-	-	-	-	-	-	-	-	-
	73mm (BC1.37)	-	-	-	-	-	-	-	-	-	-
113	68mm (BC1.37)	-	-	-	-	-	-	-	-	-	-
	70mm (M36)	-	-	-	-	-	-	-	-	-	-
	73mm (BC1.37)	-	-	-	-	-	-	-	-	-	-
YL117	68mm (BC1.37)	-	-	-	-	-	-	-	-	-	
117.5	68mm (BC1.37)	-	-	-	-	-	-	-	-	-	
118	68mm (BC1.37)	-	-	-	-	-	-	-	-	-	-
	70mm (M36)	-	-	-	-	-	-	-	-	-	-
	73mm (BC1.37)	-	-	-	-	-	-	-	-	-	-
XL118	68mm (BC1.37)	-	-	-	-	-	-	-	-	-	-
	70mm (M36)	-	-	-	-	-	-	-	-	-	-
	73mm (BC1.37)	-	-	-	-	-	-	-	-	-	-
121	68mm (BC1.37)	-	-	-	-	-	-	-	-	-	-
	70mm (M36)	-	-	-	-	-	-	-	-	-	-
	73mm (BC1.37)	-	-	-	-	-	-	-	-	-	-
126	68mm (BC1.37)	-	-	-	-	-	-	-	-	-	-
	73mm (BC1.37)	-	-	-	-	-	-	-	-	-	-
	68mm (BC1.37)	-	-	-	-	-	-	-	-	-	-
D-NL (122.5mm)	70mm (M36)	-	-	-	-	-	-	-	-	-	-
	73mm (BC1.37)	-	-	-	-	-	-	-	-	-	-
	68mm (BC1.37)	-	-	-	-	-	-	-	-	-	-
D-EL (127.5mm)	70mm (M36)	-	-	-	-	-	-	-	-	-	-
	73mm (BC1.37)	-	-	-	-	-	-	-	-	-	-
	68mm (BC1.37)	-	-	-	-	-	-	-	-	-	-
YL116	70mm (M36)	-	-	-	-	-	-	-	-	-	-
	73mm (BC1.37)	-	-	-	-	-	-	-	-	-	-
ZL121	73mm (BC1.37)	-	-	-	-	-	-	-	-	-	
ZL122	73mm (BC1.37)	-	-	-	-	-	-	-	-	-	
LL123	68mm (BC1.37)	-	-	-	-	-	-	-	-	-	-
	70mm (M36)	-	-	-	-	-	-	-	-	-	-
	73mm (BC1.37)	-	-	-	-	-	-	-	-	-	-
123SP	68mm (BC1.37)	-	-	-	-	-	-	-	-	-	
130	68mm (BC1.37)	-	-	-	-	-	-	-	-	-	
Note		E-type Compatible		E-type Compatible	E-type Compatible	E-type Compatible	E-type Compatible	E-type Compatible	E-type Compatible	E-type Compatible	E-type Compatible

Bottom Bracket (ATB) Specifications

Model No.			FC-M600-3	FC-M601-2	FC-M580	FC-M581	BB-ES71	BB-ES71-E	BB-ES51	BB-ES51-E	BB-ES51-K	BB-ES51-AK
Cartridge Type BB /E-type			-	-	-	-	-	X	-	X	-	-
For Chain Case			-	-	-	X	-	-	-	-	X	X
Spindle	Hollow Pipe		X	X	X	X	X (22.2mm)	X (22.2mm)	X (22.2mm)	X (22.2mm)	X (22.2mm)	X (22.2mm)
	Splined Spindle		X	X	X	X	X	X	X	X	X	X
	Material		Aluminum	Steel	Aluminum	Aluminum	Steel	Steel	Steel	Steel	Steel	Steel
<Axle Length>			<BB Shell>									
Hollowtech II	83mm	(BC1.37)	-	-	-	-	-	-	-	-	-	-
	68mm	(BC1.37)	X	X	X	X	-	-	-	-	-	-
	73mm	(BC1.37)	X	X	X	X	-	-	-	-	-	-
112.5mm	68mm	(BC1.37)	-	-	-	-	-	-	-	-	-	-
	73mm	(BC1.37)	-	-	-	-	-	-	-	-	-	-
116mm	68mm	(BC1.37)	-	-	-	-	-	-	-	-	-	-
	73mm	(BC1.37)	-	-	-	-	-	-	-	-	-	-
MM110	68mm	(BC1.37)	-	-	-	-	-	-	-	-	-	-
	70mm	(M36)	-	-	-	-	-	-	-	-	-	-
	73mm	(BC1.37)	-	-	-	-	-	-	-	-	-	-
LL113	68mm	(BC1.37)	-	-	-	-	-	-	-	-	-	-
	70mm	(M36)	-	-	-	-	-	-	-	-	-	-
	73mm	(BC1.37)	-	-	-	-	-	-	-	-	-	-
113	68mm	(BC1.37)	-	-	-	-	X	X	X	X	-	-
	70mm	(M36)	-	-	-	-	X	-	X	-	-	-
	73mm	(BC1.37)	-	-	-	-	X	-	X	-	-	-
YL117	68mm	(BC1.37)	-	-	-	-	-	-	-	-	-	
117.5	68mm	(BC1.37)	-	-	-	-	-	-	-	-	-	
118	68mm	(BC1.37)	-	-	-	-	X	-	X	-	-	-
	70mm	(M36)	-	-	-	-	X	-	X	-	-	-
	73mm	(BC1.37)	-	-	-	-	X	X	X	X	-	-
XL118	68mm	(BC1.37)	-	-	-	-	-	-	-	-	-	-
	70mm	(M36)	-	-	-	-	-	-	-	-	-	-
	73mm	(BC1.37)	-	-	-	-	-	-	-	-	-	-
121	68mm	(BC1.37)	-	-	-	-	-	X	X	X	X	X
	70mm	(M36)	-	-	-	-	-	X	-	-	-	-
	73mm	(BC1.37)	-	-	-	-	-	X	-	-	-	-
126	68mm	(BC1.37)	-	-	-	-	-	X	-	-	-	-
	73mm	(BC1.37)	-	-	-	-	-	X	X	-	-	-
	68mm	(BC1.37)	-	-	-	-	-	-	-	-	-	-
D-NL (122.5mm)	70mm	(M36)	-	-	-	-	-	-	-	-	-	-
	73mm	(BC1.37)	-	-	-	-	-	-	-	-	-	-
	68mm	(BC1.37)	-	-	-	-	-	-	-	-	-	-
D-EL (127.5mm)	70mm	(M36)	-	-	-	-	-	-	-	-	-	-
	73mm	(BC1.37)	-	-	-	-	-	-	-	-	-	-
	68mm	(BC1.37)	-	-	-	-	-	-	-	-	-	-
YL116	70mm	(M36)	-	-	-	-	-	-	-	-	-	-
	73mm	(BC1.37)	-	-	-	-	-	-	-	-	-	-
ZL121	73mm	(BC1.37)	-	-	-	-	-	-	-	-	-	
ZL122	73mm	(BC1.37)	-	-	-	-	-	-	-	-	-	
LL123	68mm	(BC1.37)	-	-	-	-	-	-	-	-	-	-
	70mm	(M36)	-	-	-	-	-	-	-	-	-	-
	73mm	(BC1.37)	-	-	-	-	-	-	-	-	-	-
123SP	68mm	(BC1.37)	-	-	-	-	-	-	-	-	-	
130	68mm	(BC1.37)	-	-	-	-	-	-	-	-	-	
Note			E-type Compatible	E-type Compatible	E-type Compatible	E-type Compatible						For FC-M531 Only

Bottom Bracket (ATB) Specifications

Model No.			BB-ES30	BB-ES30-E	BB-ES30-K	BB-ES30-AK	BB-ES25	BB-ES25-E	BB-ES25-AK	BB-UN73	BB-UN53	BB-UN53-E
Cartridge Type BB /E-type			-	X	-	-	-	X	-	-	-	X
For Chain Case			-	-	X	X	-	-	X	-	-	-
Spindle	Hollow Pipe		X (22.2mm)	X (22.2mm)	X (22.2mm)	X (22.2mm)	X	X	X	X	-	-
	Splined Spindle		X	X	X	X	X	X	X	-	-	-
	Material		Steel	Steel	Steel	Steel	Steel	Steel	Steel	Steel	Steel	Steel
<Axle Length>			<BB Shell>									
Hollowtech II	83mm	(BC1.37)	-	-	-	-	-	-	-	-	-	-
	68mm	(BC1.37)	-	-	-	-	-	-	-	-	-	-
	73mm	(BC1.37)	-	-	-	-	-	-	-	-	-	-
112.5mm	68mm	(BC1.37)	-	-	-	-	-	-	-	-	-	-
	73mm	(BC1.37)	-	-	-	-	-	-	-	-	-	-
116mm	68mm	(BC1.37)	-	-	-	-	-	-	-	-	-	-
	73mm	(BC1.37)	-	-	-	-	-	-	-	-	-	-
MM110	68mm	(BC1.37)	-	-	-	-	-	-	-	X	X	-
	70mm	(M36)	-	-	-	-	-	-	-	-	X	-
	73mm	(BC1.37)	-	-	-	-	-	-	-	X	X	-
LL113	68mm	(BC1.37)	-	-	-	-	-	-	-	X	X	X
	70mm	(M36)	-	-	-	-	-	-	-	-	X	-
	73mm	(BC1.37)	-	-	-	-	-	-	-	X	X	-
113	68mm	(BC1.37)	X	X	-	-	X	X	-	-	-	-
	70mm	(M36)	X	-	-	-	X	-	-	-	-	-
	73mm	(BC1.37)	X	-	-	-	X	-	-	-	-	-
YL117	68mm	(BC1.37)	-	-	-	-	-	-	-	-	-	
117.5	68mm	(BC1.37)	-	-	-	-	-	-	-	-	-	
118	68mm	(BC1.37)	X	-	-	-	X	-	-	-	-	-
	70mm	(M36)	X	-	-	-	X	-	-	-	-	-
	73mm	(BC1.37)	X	X	-	-	X	X	-	-	-	-
XL118	68mm	(BC1.37)	-	-	-	-	-	-	-	-	X	-
	70mm	(M36)	-	-	-	-	-	-	-	-	X	-
	73mm	(BC1.37)	-	-	-	-	-	-	-	-	X	-
121	68mm	(BC1.37)	X	X	X	X	X	X	X	-	-	-
	70mm	(M36)	-	-	-	-	-	-	-	-	-	-
	73mm	(BC1.37)	X	-	-	-	X	-	-	-	-	-
126	68mm	(BC1.37)	X	-	-	-	X	-	-	-	-	-
	73mm	(BC1.37)	X	X	-	-	X	X	-	-	-	-
	68mm	(BC1.37)	-	-	-	-	-	-	-	X	X	-
D-NL (122.5mm)	70mm	(M36)	-	-	-	-	-	-	-	-	X	-
	73mm	(BC1.37)	-	-	-	-	-	-	-	-	X	-
	68mm	(BC1.37)	-	-	-	-	-	-	-	-	X	-
D-EL (127.5mm)	70mm	(M36)	-	-	-	-	-	-	-	-	-	-
	73mm	(BC1.37)	-	-	-	-	-	-	-	-	-	-
	68mm	(BC1.37)	-	-	-	-	-	-	-	-	-	-
YL116	70mm	(M36)	-	-	-	-	-	-	-	-	-	-
	73mm	(BC1.37)	-	-	-	-	-	-	-	-	-	-
ZL121	73mm	(BC1.37)	-	-	-	-	-	-	-	-	-	
ZL122	73mm	(BC1.37)	-	-	-	-	-	-	-	-	-	
LL123	68mm	(BC1.37)	-	-	-	-	-	-	-	-	X	-
	70mm	(M36)	-	-	-	-	-	-	-	-	-	-
	73mm	(BC1.37)	-	-	-	-	-	-	-	-	-	-
123SP	68mm	(BC1.37)	-	-	-	-	-	-	-	-	-	
130	68mm	(BC1.37)	-	-	-	-	-	-	-	-	-	
Note						For FC-M531 Only						

Bottom Bracket (ATB) Specifications

Model No.			BB-UN53-K	BB-UN26	BB-UN26-E	BB-UN26-K	BB-LP28	BB-LP28-E	BB-LP28-K	BB-TY30	BB-TY30-K	BB-TS30
Cartridge Type BB /E-type			-	-	X	-	-	X	-	-	-	-
For Chain Case			X	-	-	X	-	-	X	-	-	-
Spindle	Hollow Pipe		-	-	-	-	-	-	-	-	-	-
	Splined Spindle		-	-	-	-	-	-	-	-	-	-
	Material		Steel	Steel	Steel	Steel	Steel	Steel	Steel	Steel	Steel	Steel
<Axle Length>	<BB Shell>											
Hollowtech II	83mm	(BC1.37)	-	-	-	-	-	-	-	-	-	-
	68mm	(BC1.37)	-	-	-	-	-	-	-	-	-	-
	73mm	(BC1.37)	-	-	-	-	-	-	-	-	-	-
112.5mm	68mm	(BC1.37)	-	-	-	-	-	-	-	-	-	-
	73mm	(BC1.37)	-	-	-	-	-	-	-	-	-	-
116mm	68mm	(BC1.37)	-	-	-	-	-	-	-	-	-	-
	73mm	(BC1.37)	-	-	-	-	-	-	-	-	-	-
MM110	68mm	(BC1.37)	-	X	X	X	X	X	X	-	-	X
	70mm	(M36)	-	X	-	-	X	-	-	-	-	-
	73mm	(BC1.37)	-	X	-	-	X	-	-	-	-	X
LL113	68mm	(BC1.37)	-	X	X	-	X	-	-	-	-	X*
	70mm	(M36)	-	X	-	-	X	-	-	-	-	-
113	73mm	(BC1.37)	-	X	X	-	X	X	-	-	-	X
	68mm	(BC1.37)	-	-	-	-	-	-	-	-	-	-
YL117	70mm	(M36)	-	-	-	-	-	-	-	-	-	-
	73mm	(BC1.37)	-	-	-	-	-	-	-	-	-	-
117.5	68mm	(BC1.37)	-	X* (CL:47.5) X (CL:45)	X* (CL:47.5)	X* (CL:47.5)	-	-	-	-	-	X, X*
	70mm	(M36)	-	X	-	X	-	-	-	-	-	X*
118	68mm	(BC1.37)	-	-	-	-	-	-	-	-	-	-
	70mm	(M36)	-	-	-	-	-	-	-	-	-	-
	73mm	(BC1.37)	X	-	-	-	-	-	-	-	-	-
XL118	68mm	(BC1.37)	-	-	-	-	X	-	-	-	-	-
	70mm	(M36)	-	-	-	-	X	-	-	-	-	-
	73mm	(BC1.37)	-	-	-	-	-	-	-	-	-	-
121	68mm	(BC1.37)	-	-	-	-	-	-	-	-	-	-
	70mm	(M36)	-	-	-	-	-	-	-	-	-	-
	73mm	(BC1.37)	-	-	-	-	-	-	-	-	-	-
126	68mm	(BC1.37)	-	-	-	-	-	-	-	-	-	-
	73mm	(BC1.37)	-	-	-	-	-	-	-	-	-	-
D-NL (122.5mm)	68mm	(BC1.37)	-	X*	-	X*	-	-	-	X	X	X*
	70mm	(M36)	-	-	-	-	-	-	-	X	-	-
	73mm	(BC1.37)	-	-	-	-	-	-	-	X	-	-
D-EL (127.5mm)	68mm	(BC1.37)	-	X*	-	-	-	-	-	X	-	X*
	70mm	(M36)	-	-	-	-	-	-	-	-	-	-
	73mm	(BC1.37)	-	-	-	-	-	-	-	X	-	-
YL116	68mm	(BC1.37)	-	-	-	-	-	-	-	-	-	-
	70mm	(M36)	-	-	-	-	-	-	-	-	-	-
ZL121	73mm	(BC1.37)	-	-	-	-	-	-	-	-	-	-
ZL122	73mm	(BC1.37)	-	-	-	-	-	-	-	-	-	-
LL123	68mm	(BC1.37)	X	X	X	X (t=1.8)	X	X	X (t=1.8)	-	-	-
	70mm	(M36)	-	X	-	-	X	-	-	-	-	-
	73mm	(BC1.37)	-	-	X	-	X	X	-	-	-	-
123SP	68mm	(BC1.37)	-	X	-	-	-	-	-	-	-	-
130	68mm	(BC1.37)	-	X	-	-	-	-	-	-	-	-
Note				*w/FixingBolts	*w/FixingBolts	*w/FixingBolts						*w/FixingBolts

Bottom Bracket (ATB) Specifications

Model No.			BB-TS30-E	BB-TS30-K	BB-TS30-EK	BB-TS50	BB-TS50-E	BB-TS50-K	BB-TS50-EK
Cartridge Type BB /E-type			X	-	X	-	X	-	X
For Chain Case			-	X	X	-	-	X	X
Spindle	Hollow Pipe		-	-	-	-	-	-	-
	Splined Spindle		-	-	-	-	-	-	-
	Material		Steel	Steel	Steel	Steel	Steel	Steel	Steel
<Axle Length>	<BB Shell>								
Hollowtech II	83mm	(BC1.37)	-	-	-	-	-	-	-
	68mm	(BC1.37)	-	-	-	-	-	-	-
	73mm	(BC1.37)	-	-	-	-	-	-	-
112.5mm	68mm	(BC1.37)	-	-	-	-	-	-	-
	73mm	(BC1.37)	-	-	-	-	-	-	-
116mm	68mm	(BC1.37)	-	-	-	-	-	-	-
	73mm	(BC1.37)	-	-	-	-	-	-	-
MM110	68mm	(BC1.37)	X	X	-	X	X	X	-
	70mm	(M36)	-	-	-	-	-	-	-
	73mm	(BC1.37)	-	-	-	X	-	-	-
LL113	68mm	(BC1.37)	-	-	-	X	-	-	-
	70mm	(M36)	-	-	-	-	-	-	-
	73mm	(BC1.37)	-	-	-	X	-	-	-
113	68mm	(BC1.37)	-	-	-	-	-	-	-
	70mm	(M36)	-	-	-	-	-	-	-
	73mm	(BC1.37)	-	-	-	-	-	-	-
YL117	68mm	(BC1.37)	X*	X*	X*	X, X*	X*	X*	X*
117.5	68mm	(BC1.37)	X	X	X	X	X	X	X
118	68mm	(BC1.37)	-	-	-	-	-	-	-
	70mm	(M36)	-	-	-	-	-	-	-
	73mm	(BC1.37)	-	-	-	-	-	-	-
XL118	68mm	(BC1.37)	-	-	-	-	-	-	-
	70mm	(M36)	-	-	-	-	-	-	-
	73mm	(BC1.37)	-	-	-	-	-	-	-
121	68mm	(BC1.37)	-	-	-	-	-	-	-
	70mm	(M36)	-	-	-	-	-	-	-
	73mm	(BC1.37)	-	-	-	-	-	-	-
126	68mm	(BC1.37)	-	-	-	-	-	-	-
	73mm	(BC1.37)	-	-	-	-	-	-	-
	68mm	(BC1.37)	-	X	-	X*	-	X*	-
D-NL (122.5mm)	70mm	(M36)	-	-	-	-	-	-	-
	73mm	(BC1.37)	-	-	-	-	-	-	-
	68mm	(BC1.37)	-	X*	-	X*	-	-	-
D-EL (127.5mm)	70mm	(M36)	-	-	-	-	-	-	-
	73mm	(BC1.37)	-	-	-	-	-	-	-
	68mm	(BC1.37)	-	-	-	-	-	-	-
YL116	70mm	(M36)	-	-	-	-	-	-	-
	73mm	(BC1.37)	-	-	-	-	-	-	-
ZL121	73mm	(BC1.37)	-	-	-	-	-	-	
ZL122	73mm	(BC1.37)	-	-	-	-	-	-	
LL123	68mm	(BC1.37)	-	-	-	-	-	-	-
	70mm	(M36)	-	-	-	-	-	-	-
	73mm	(BC1.37)	-	-	-	-	-	-	-
123SP	68mm	(BC1.37)	-	-	-	-	-	-	
130	68mm	(BC1.37)	-	-	-	-	-	-	
Note			*w/FixingBolts	*w/FixingBolts	*w/FixingBolts	*w/FixingBolts	*w/FixingBolts	*w/FixingBolts	*w/FixingBolts

Freehub (ATB) Specifications(Standard /Disc Brake /Roller Brake)

Series		XTR	DXR	Deore XT	Deore XT
Model No.		FH-M970	FH-MX70	FH-M760-L	FH-M760-S
Spoke Holes	24H	-	-	-	-
	28H	-	-	-	-
	32H	X	X	X	X
	36H	X	X	X	X
	40/48H	-	-	-	40H
	Hole PCD (mm)	44/45(Left/Right)	45	45	45
Freehub Body	Speeds	8/9	1	8/9	8/9
	11T Compatible	X	-	X	X
	Roller Clutch	-	-	-	-
	Material	Titanium	Steel	Steel	Steel
O.L.D. (mm)	130	-	-	-	-
	135	X	-	X	X
	Others	-	112	-	-
Flange Distance		57.4	57.4	59.3	59.3
Dish		6.6	0	7.9	7.9
Axle(QR type)	QR Skewer Length	168/173mm	-	168/173mm	168/173mm
	Length	146mm	-	146mm(M10)	146mm(M10)
	Material	Aluminum	-	Steel	Steel
Axle(Nut type)	Length	-	-	-	-
	Material	-	-	-	-
Seal	Hub	X	X	X	X
	Freewheel	X	X	X	X
Hub Shell	Material	Aluminum	Aluminum	Aluminum	Aluminum
	Finish	Anodized	Anodized	Anodized	Anodized
Quick Release Lever	Material	Aluminum	Aluminum	Aluminum	Aluminum
	Finish	Anodized	Anodized	Anodized	Anodized
CBN (Cubic Boron Nitride)	Cone Races	X	X	X	X
	Cup Races	X*	X*	-	-
Stainless Steel Ball Bearings		X	X	-	-
Thread for Drum Brake (BC1.37X24)		-	-	-	-
Note		*Super Finishing	For BMX *Super Finishing	Black Version	Silver Version

Freehub (ATB) Specifications(Standard /Disc Brake /Roller Brake)

Series		Deore LX	Deore	Deore	Alivio	Non-Series
Model No.		FH-M580	FH-M530-L	FH-M530-S	FH-MC18	FH-RM60-8-QR
Spoke Holes	24H	-	-	-	-	-
	28H	-	-	-	-	-
	32H	X	X	X	X	X
	36H	X	X	X	X	X
	40/48H	-	-	-	-	-
	Hole PCD (mm)	45	45	45	45	45
Freehub Body	Speeds	8/9	8/9	8/9	8/9	8/9
	11T Compatible	X	X	X	X	X
	Roller Clutch	-	-	-	-	-
	Material	Steel	Steel	Steel	Steel	Steel
O.L.D. (mm)	130	-	-	-	-	-
	135	X	X	X	X	X
	Others	-	-	-	-	-
Flange Distance		59.2	59.2	59.2	60.6	59.2
Dish		7.6	7.6	7.6	7.6	7.3
Axle(QR type)	QR Skewer Length	168/173mm	168/173mm	168/173mm	168mm	166mm
	Length	146mm(M10)	146mm(M10)	146mm(M10)	146mm(M10)	146mm(M10)
	Material	Steel	Steel	Steel	Steel	Steel
Axle(Nut type)	Length	-	-	-	-	-
	Material	-	-	-	-	-
Seal	Hub	X	X	X	X	X
	Freewheel	X	X	X	X	X
Hub Shell	Material	Aluminum	Aluminum	Aluminum	Aluminum	Aluminum/1pcs
	Finish	Anodized	Anodized	Anodized	Machined	Machined
Quick Release Lever	Material	Aluminum	Aluminum	Aluminum	Aluminum	Steel
	Finish	Anodized	Anodized	Anodized	Barrel	Chrome Plated
CBN (Cubic Boron Nitride)	Cone Races	X	X	X	-	-
	Cup Races	-	X	X	-	-
Stainless Steel Ball Bearings		-	-	-	-	-
Thread for Drum Brake (BC1.37X24)		-	-	-	-	-
Note			Black Version		Black color available	Black Hub Shell Available

Freehub (ATB) Specifications(Standard /Disc Brake /Roller Brake)

Series		Non-Series	Non-Series	Non-Series	Non-Series	Altus
Model No.		FH-RM30-8-QR	FH-RM30-8-NT	FH-RM30-7-QR	FH-RM30-7-NT	FH-CT91
Spoke Holes	24H	-	-	-	-	-
	28H	-	-	-	-	-
	32H	X	X	-	-	X
	36H	X	X	X	X	X
	40/48H	-	-	-	-	-
	Hole PCD (mm)	45	45	45	45	45
Freehub Body	Speeds	8/9	8/9	7	7	7
	11T Compatible	X	X	X	X	X
	Roller Clutch	-	-	-	-	-
	Material	Steel	Steel	Steel	Steel	Steel
O.L.D. (mm)	130	-	-	X	X	X
	135	X	X	X	X	X
	Others	-	-	-	-	-
Flange Distance		59.2	59.2	59.2	59.2	60.6
Dish		7.7	7.7	135mm:5.5mm	135mm:5.5mm	130mm: 7.8mm 135mm: 5.3mm
Axle(QR type)	QR Skewer Length	166mm	-	161/166mm	-	161/166mm
	Length	146mm(M10)	-	141/146mm(M10)	-	141/146mm(M10)
	Material	Steel	-	Steel	-	Steel
Axle(Nut type)	Length	-	185mm(M10)	-	180/185mm(M10)	-
	Material	-	Steel	-	Steel	-
Seal	Hub	-	-	-	-	-
	Freewheel	-	-	-	-	-
Hub Shell	Material	Aluminum/2pcs	Aluminum/2pcs	Aluminum/2pcs	Aluminum/2pcs	Aluminum
	Finish	Shiny	Shiny	Shiny	Shiny	Machined
Quick Release Lever	Material	Steel	-	Steel	-	Steel
	Finish	Chrome Plated	-	Chrome Plated	-	Chrome Plated
CBN (Cubic Boron Nitride)	Cone Races	-	-	-	-	-
	Cup Races	-	-	-	-	-
Stainless Steel Ball Bearings		-	-	-	-	-
Thread for Drum Brake (BC1.37X24)		-	-	-	-	-
Note		Black Hub Shell Available	Black Hub Shell Available	Black Hub Shell Available	Black Hub Shell Available	

Freehub (ATB) Specifications(Standard /Disc Brake /Roller Brake)

Series		Non-Series	Non-Series
Model No.		FH-RM40	FH-HF08
Spoke Holes	24H	-	-
	28H	-	-
	32H	-	-
	36H	X	-
	40/48H	-	X
	Hole PCD (mm)	45	62.5
Freehub Body	Speeds	7	8/9
	11T Compatible	X	X
	Roller Clutch	-	-
	Material	Steel	Steel
O.L.D. (mm)	130	X	-
	135	X	-
	Others	-	145
Flange Distance		60.6	54.0
Dish		130mm: 7.8mm 135mm: 5.3mm	2.5
Axle(QR type)	QR Skewer Length	161/166mm	178mm
	Length	141/146mm(M10)	156mm(M10)
	Material	Steel	Steel
Axle(Nut type)	Length	180/185mm(M10)	-
	Material	Steel	-
Seal	Hub	-	X
	Freewheel	-	X
Hub Shell	Material	Aluminum	Aluminum
	Finish	Machined	Anodized
Quick Release Lever	Material	Steel	Aluminum
	Finish	Chrome Plated	Anodized
CBN (Cubic Boron Nitride)	Cone Races	-	X
	Cup Races	-	-
Stainless Steel Ball Bearings		-	-
Thread for Drum Brake (BC1.37X24)		-	X
Note			For tandem bicycle

Freehub (ATB) Specifications(Standard / Disc Brake /Roller Brake)

Series		XTR	SAINT	SAINT	Deore XT	Deore XT
Model No.		FH-M975	FH-M806	FH-M801	FH-M765-L	FH-M765-S
Spoke Holes	24H	-	-	-	-	-
	28H	-	-	-	-	-
	32H	X	X	X	X	X
	36H	X	X	X	X	X
	40/48H	-	-	-	-	-
	Hole PCD (mm)	44/45(L/R)	61	61	45	45
Freehub Body	Speeds	8/9	8/9	8/9	8/9	8/9
	11T compatible	X	X	X	X	X
	Material	Titanium	Steel	Steel	Steel	Steel
O.L.D. (mm)	130	-	-	-	-	-
	135	X	-	X	X	X
	Others	-	150	-	-	-
Flange Distance		57.4	72	57.1	58.4	58.4
Dish		6.6	6.7	6.8	6.15	6.15
Axle(QR type)	QR Skewer Length	168/173mm	-	-	168/173mm	168/173mm
	Length	146mm	-	-	146mm(M10)	146mm(M10)
	Material	Aluminum	-	-	Steel	Steel
Axle(Nut type)	Length	-	211mm(φ 12)	197mm(φ 10)	-	-
	Material	-	Steel	Steel	-	-
Seal	Hub	X	X	X	X	X
	Freewheel	X	X	X	X	X
Hub Shell	Material	Aluminum	Aluminum	Aluminum	Aluminum	Aluminum
	Finish	Anodized	Anodized	Anodized	Anodized	Anodized
Quick Release Lever	Material	Aluminum	-	-	Aluminum	Aluminum
	Finish	Anodized	-	-	Anodized	Anodized
CBN (Cubic Boron Nitride)	Cone Races	X	X	X	X	X
	Cup Races	X	X	X	-	-
Stainless Steel Ball Bearings		X	-	-	-	-
Center Lock Rotor Mount		X	Larger Size	Larger Size	X	X
Note			For 150mm O.L.D.	For 135mm O.L.D.	Black Version	Silver Version

Freehub (ATB) Specifications(Standard / Disc Brake /Roller Brake)

Series		Deore XT	Deore XT	HONE	Deore LX	Deore	Deore
Model No.		FH-M756-L	FH-M756-S	FH-M600	FH-M585	FH-M535-L	FH-M535-S
Spoke Holes	24H	-	-	-	-	-	-
	28H	-	-	-	-	-	-
	32H	X	X	X	X	X	X
	36H	X	X	X	X	X	X
	40/48H	-	-	-	-	-	-
	Hole PCD (mm)	45	45	45	45	45	45
Freehub Body	Speeds	8/9	8/9	8/9	8/9	8/9	8/9
	11T compatible	X	X	X	X	X	X
	Material	Steel	Steel	Steel	Steel	Steel	Steel
O.L.D. (mm)	130	-	-	-	-	-	-
	135	X	X	X	X	X	X
	Others	-	-	-	-	-	-
Flange Distance		58.4	58.4	57.4	57.4	57.4	57.4
Dish		6.15	6.15	6.65	6.7	6.7	6.7
Axle(QR type)	QR Skewer Length	168/173mm	168/173mm	-	168/173mm	168/173mm	168/173mm
	Length	146mm(M10)	146mm(M10)	-	146mm(M10)	146mm(M10)	146mm(M10)
	Material	Steel	Steel	-	Steel	Steel	Steel
Axle(Nut type)	Length	-	-	186mm	-	-	-
	Material	-	-	Steel	-	-	-
Seal	Hub	X	X	X	X	X	X
	Freewheel	X	X	X	X	X	X
Hub Shell	Material	Aluminum	Aluminum	Aluminum	Aluminum	Aluminum	Aluminum
	Finish	Anodized	Anodized	Anodized	Anodized	Anodized	Anodized
Quick Release Lever	Material	Aluminum	Aluminum	-	Aluminum	Aluminum	Aluminum
	Finish	Anodized	Anodized	-	Anodized	Anodized	Anodized
CBN (Cubic Boron Nitride)	Cone Races	X	X	X	X	X	X
	Cup Races	-	-	-	-	-	-
Stainless Steel Ball Bearings		-	-	-	-	-	-
Center Lock Rotor Mount		-	-	X	X	X	X
Note		Black Version	Silver Version	For RD-M600 /M601 only		Black Version	Silver Version

Freehub (ATB) Specifications(Standard / Disc Brake /Roller Brake)

Series		Non-Series	Non-Series	Non-Series	Non-Series	Non-Series	Non-Series	Non-Series
Model No.		FH-M525-L	FH-M525-S	FH-M495A-L	FH-M495A-S	FH-M475-L	FH-M475-S	FH-RM65
Spoke Holes	24H	-	-	-	-	-	-	-
	28H	-	-	-	-	-	-	-
	32H	X	X	X	X	X	X	X
	36H	X	X	X	X	X	X	X
	40/48H	-	-	-	-	-	-	-
	Hole PCD (mm)	61	61	45	45	61	61	45
Freehub Body	Speeds	8/9	8/9	8/9	8/9	8/9	8/9	8/9
	11T compatible	X	X	X	X	X	X	X
	Material	Steel	Steel	Steel	Steel	Steel	Steel	Steel
O.L.D. (mm)	130	-	-	-	-	-	-	-
	135	X	X	X	X	X	X	X
	Others	-	-	-	-	-	-	-
Flange Distance		57.1	57.1	57.4	57.4	57.1	57.1	57.4
Dish		6.8	6.8	6.7	6.7	6.8	6.8	6.8
Axle(QR type)	QR Skewer Length	168/173mm	168/173mm	166mm/170mm	166mm/170mm	166mm/170mm	166mm/170mm	166mm/170mm
	Length	146mm(M10)	146mm(M10)	146mm(M10)	146mm(M10)	146mm(M10)	146mm(M10)	146mm(M10)
	Material	Steel	Steel	Steel	Steel	Steel	Steel	Steel
Axle(Nut type)	Length	-	-	-	-	-	-	-
	Material	-	-	-	-	-	-	-
Seal	Hub	X	X	X	X	X	X	X
	Freewheel	X	X	X	X	X	X	X
Hub Shell	Material	Aluminum	Aluminum	Aluminum	Aluminum	Aluminum	Aluminum	Aluminum
	Finish	Anodized	Anodized	Anodized	Anodized	Anodized	Anodized	Anodized
Quick Release Lever	Material	Aluminum	Aluminum	Steel	Steel	Steel	Steel	Steel
	Finish	Anodized	Anodized	Black Plated	Black Plated	Black Plated	Black Plated	Black Plated
CBN (Cubic Boron Nitride)	Cone Races	X	X	-	-	-	-	-
	Cup Races	-	-	-	-	-	-	-
Stainless Steel Ball Bearings		-	-	-	-	-	-	-
Center Lock Rotor Mount		-	-	X	X	-	-	X
Note		Black Version/ Shimano Logo	Silver Version/ Shimano Logo	Black Version	Silver Version	Black Version	Silver Version	Black Version

Freehub (ATB) Specifications(Standard /Disc Brake / Roller Brake)

Series		Tourney
Model No.		RH-IM10
Spoke Holes	24H	-
	28H	-
	32H	-
	36H	X
	40/48H	-
	Hole PCD (mm)	45
Freehub Body	Speeds	-
	11T compatible	-
	Roller Clutch	-
	Material	-
O.L.D. (mm)	130	X
	135	-
	Others	-
Flange Distance		55.1
Dish		5.85
Axle(QR type)	QR Skewer Length	-
	Length	-
	Material	Steel
Axle(Nut type)	Length	180mm(M10)
	Material	Steel
Seal	Hub	-
	Freewheel	-
Hub Shell	Material	Steel
	Finish	Painted
Note		For 6 or 7-speed multifree wheel

Front Hub (ATB) Specifications (Standard /Disc Brake/Roller Brake)

Series		XTR	DXR	Deore XT	Deore XT	Deore LX	Deore
Model No.		HB-M970	HB-MX70	HB-M760-L	HB-M760-S	HB-M580	HB-M530-L
Spoke Holes	24H	-	-	-	-	-	-
	28H	X	-	-	-	-	-
	32H	X	X	X	X	X	X
	36H	X	X	X	X	X	X
	40/48H	-	-	-	-	-	-
	Hole PCD (mm)	40	40	38	38	38	38
O.L.D. (mm)		100	100	100	100	100	100
Flange Distance		74	74	71.6	71.6	71.6	71.6
Axle(QR type)	QR Skewer Length	133mm	-	133mm	133mm	133mm	133mm
	Axle Length	108mm	-	108mm(M10)	108mm(M10)	108mm(M10)	108mm(M10)
	Material	Aluminum	-	Steel	Steel	Steel	Steel
Axle(Nut type)	Axle Length	-	-	-	-	-	-
	Material	-	-	-	-	-	-
Seal		X	X	X	X	X	X
Stainless Steel Ball Bearings		X	X	-	-	-	-
Strong Axle		X	X	X	X	X	X
Hub Shell	Material	Aluminum	Aluminum	Aluminum	Aluminum	Aluminum	Aluminum
	Finish	Anodized	Anodized	Anodized	Anodized	Anodized	Anodized
CBN (Cubic Boron Nitride)	Cone Races	X	X	X	X	X	X
	Cup Races	X	X	-	-	-	-
Quick Release Lever	Material	Aluminum	-	Aluminum	Aluminum	Aluminum	Aluminum
	Finish	Anodized	-	Anodized	Anodized	Anodized	Anodized
Radial Lacing		X	X	X	X	X	X
Note			For BMX racing	Black Version	Silver Version		Black Version

Front Hub (ATB) Specifications (Standard /Disc Brake/Roller Brake)

Series		Deore	Alivio	Altus	Non-Series	Non-Series	Non-Series	Non-Series
Model No.		HB-M530-S	HB-MC12-P	HB-CT91	HB-RM60-L	HB-RM60-S	HB-RM40	HB-HF08
Spoke Holes	24H	-	-	-	-	-	-	-
	28H	-	-	-	-	-	-	-
	32H	X	X	-	X	X	X	-
	36H	X	X	X	X	X	X	-
	40/48H	-	-	-	-	-	-	X
	Hole PCD (mm)	38	38	38	38	38	38	62.5
O.L.D. (mm)		100	100	100	100	100	100	100
Flange Distance		71.6	71.6	71.6	71.6	71.6	71.6	71.6
Axle(QR type)	QR Skewer Length	133mm	129/133mm	129/133mm	133mm	133mm	129/133mm	133mm
	Axle Length	108mm(M10)	108mm(M9)	108mm(M9)	108mm	108mm	108mm(M9)	108mm(M9)
	Material	Steel	Steel	Steel	Steel	Steel	Steel	Steel
Axle(Nut type)	Axle Length	-	140mm(M9)	-	-	-	140mm(M9)	-
	Material	-	Steel	-	-	-	Steel	-
Seal		X	X	X	X	X	-	X
Stainless Steel Ball Bearings		-	-	-	-	-	-	-
Strong Axle		X	-	-	-	-	-	-
Hub Shell	Material	Aluminum	Aluminum	Aluminum	Aluminum	Aluminum	Aluminum	Aluminum
	Finish	Anodized	Anodized	Machined	Anodized	Machined	Machined	Anodized
CBN (Cubic Boron Nitride)	Cone Races	X	-	-	-	-	-	-
	Cup Races	-	-	-	-	-	-	-
Quick Release Lever	Material	Aluminum	Aluminum	Steel	Steel	Steel	Steel	Aluminum
	Finish	Anodized	Barrel	Chrome Plated	Chrome Plated	Chrome Plated	Chrome Plated	Anodized
Radial Lacing		X	-	-	-	-	-	-
Note		Silver Version	Black Version Available		Black Version	Silver Version		

Front Hub (ATB) Specifications (Standard / Disc Brake /Roller Brake)

Series		XTR	XTR	SAINT	Deore XT
Model No.		HB-M975	HB-M976	HB-M801	HB-M765-L
Spoke Holes	24H	-	-	-	-
	28H	X	-	-	-
	32H	X	X	X	X
	36H	X	X	X	X
	40/48H	-	-	-	-
	Hole PCD (mm)	44/40	52	57	44/41
O.L.D. (mm)		100	110	110	100
Flange Distance		60.6	61.55	60.9	60.4
Offset		5.4	5.6	5.5	5.5
Axle(QR type)	QR Skewer Length	133mm	-	-	133mm
	Axle Length	108mm	-	-	108mm(M10)
	Material	Aluminum	-	-	Steel
Axle(Nut type)	Axle Length	-	N/A(Axle is supplied with Front Suspension Fork)	N/A(Axle is supplied with Front Suspension Fork)	-
	Material	-	-	-	-
Seal		X	X	X	X
Strong Axle		X	-	-	X
Hub Shell	Material	Aluminum	Aluminum	Aluminum	Aluminum
	Finish	Anodized	Anodized	Anodized	Anodized
CBN (Cubic Boron Nitride)	Cone Races	X	X	X	X
	Cup Races	X*	X	X	-
Quick Release Lever	Material	Aluminum	-	-	Aluminum
	Finish	Anodized	-	-	Anodized
Center Lock Mount Type		X	X	X (Larger Size)	X
Radial Lacing		Right Side only	-	-	-
Note		*Super Finishing	For 20mm Axle	For 20mm Axle	Black Version

Front Hub (ATB) Specifications (Standard / Disc Brake /Roller Brake)

Series		Deore XT	Non-Series	Deore XT	Deore XT	HONE	Deore LX
Model No.		HB-M765-S	HB-M765-LR	HB-M756-L	HB-M756-S	HB-M600	HB-M585
Spoke Holes	24H	-	-	-	-	-	-
	28H	-	-	-	-	-	-
	32H	X	X	X	X	X	X
	36H	X	X	X	X	X	X
	40/48H	-	-	-	-	-	-
	Hole PCD (mm)	44/41	44/41	44/41	44/41	44	44
O.L.D. (mm)		100	100	100	100	100	100
Flange Distance		60.4	60.4	60.4	60.4	60.2	60.2
Offset		5.5	5.5	5.5	5.5	5.3	5.3
Axle(QR type)	QR Skewer Length	133mm	133mm	133mm	133mm	133mm	133mm
	Axle Length	108mm(M10)	108mm(M10)	108mm(M10)	108mm(M10)	108mm(M10)	108mm(M10)
	Material	Steel	Steel	Steel	Steel	Steel	Steel
Axle(Nut type)	Axle Length	-	-	-	-	-	-
	Material	-	-	-	-	-	-
Seal		X	X	X	X	X	X
Strong Axle		X	X	X	X	X	X
Hub Shell	Material	Aluminum	Aluminum	Aluminum	Aluminum	Aluminum	Aluminum
	Finish	Anodized	Anodized	Anodized	Anodized	Anodized	Anodized
CBN (Cubic Boron Nitride)	Cone Races	X	X	X	X	X	X
	Cup Races	-	-	-	-	-	-
Quick Release Lever	Material	Aluminum	Aluminum	Aluminum	Aluminum	Aluminum	Aluminum
	Finish	Anodized	Anodized	Anodized	Anodized	Anodized	Anodized
Center Lock Mount Type		X	X	-	-	X	X
Radial Lacing		-	-	-	-	-	-
Note		Silver Version	Saint Color / Shimano Logo	Black Version	Silver Version		

Front Hub (ATB) Specifications (Standard / Disc Brake /Roller Brake)

Series		Deore	Deore	Non-Series	Non-Series	Non-Series	Non-Series
Model No.		HB-M535-L	HB-M535-S	HB-M525-L	HB-M525-S	HB-M495A-L	HB-M495A-S
Spoke Holes	24H	-	-	-	-	-	-
	28H	-	-	-	-	-	-
	32H	X	X	X	X	X	X
	36H	X	X	X	X	X	X
	40/48H	-	-	-	-	-	-
	Hole PCD (mm)	44	44	61	61	44	44
O.L.D. (mm)		100	100	100	100	100	100
Flange Distance		60.2	60.2	59.4	59.4	60.2	60.2
Offset		5.3	5.3	5.5	5.5	5.3	5.3
Axle(QR type)	QR Skewer Length	133mm	133mm	133mm	133mm	133mm	133mm
	Axle Length	108mm(M10)	108mm(M10)	108mm(M10)	108mm(M10)	108mm(M10)	108mm(M10)
	Material	Steel	Steel	Steel	Steel	Steel	Steel
Axle(Nut type)	Axle Length	-	-	-	-	-	-
	Material	-	-	-	-	-	-
Seal		X	X	X	X	X	X
Strong Axle		X	X	-	-	-	-
Hub Shell	Material	Aluminum	Aluminum	Aluminum	Aluminum	Aluminum	Aluminum
	Finish	Anodized	Anodized	Anodized	Anodized	Anodized	Anodized
CBN (Cubic Boron Nitride)	Cone Races	X	X	X	X	-	-
	Cup Races	-	-	-	-	-	-
Quick Release Lever	Material	Aluminum	Aluminum	Aluminum	Aluminum	Steel	Steel
	Finish	Anodized	Anodized	Anodized	Anodized	Chrome Plated	Chrome Plated
Center Lock Mount Type		X	X	-	-	X	X
Radial Lacing		-	-	-	-	-	-
Note		Black Version	Silver Version	Black Version/ Shimano Logo	Silver Version/ Shimano Logo	Black Version	Silver Version

Front Hub (ATB) Specifications (Standard / Disc Brake /Roller Brake)

Series		Non-Series	Non-Series	Non-Series
Model No.		HB-M475-L	HB-M475-S	HB-RM65
Spoke Holes	24H	-	-	-
	28H	-	-	-
	32H	X	X	X
	36H	X	X	X
	40/48H	-	-	-
	Hole PCD (mm)	61	61	44
O.L.D. (mm)		100	100	100
Flange Distance		59.4	59.4	60.2
Offset		5.5	5.5	5.3
Axle(QR type)	QR Skewer Length	133mm	133mm	133mm
	Axle Length	108mm(M10)	108mm(M10)	108mm(M10)
	Material	Steel	Steel	Steel
Axle(Nut type)	Axle Length	-	-	-
	Material	-	-	-
Seal		X	X	X
Strong Axle		-	-	-
Hub Shell	Material	Aluminum	Aluminum	Aluminum
	Finish	Anodized	Anodized	Anodized
CBN (Cubic Boron Nitride)	Cone Races	-	-	-
	Cup Races	-	-	-
Quick Release Lever	Material	Steel	Steel	Steel
	Finish	Chrome Plated	Chrome Plated	Chrome Plated
Center Lock Mount Type		-	-	X
Radial Lacing		-	-	-
Note		Black Version	Silver Version	Black Version

Front Hub (ATB) Specifications (Standard/Disc Brake / Roller Brake)

Series		NEXAVE	Nexus	Nexus	Nexus	Tourney	Tourney
Model No.		HB-IM70	HB-IM40	IB-HR70	IB-HR50	HB-IM20-E	HB-IM20-EC
Type		for hub roller brake	for hub roller brake	Hub roller brake integrated type	Hub roller brake integrated type	for hub roller brake	for hub roller brake
Spoke Holes	24H	-	-	-	-	-	-
	28H	-	-	-	-	-	-
	32H	-	-	X	X	-	-
	36H	X	X	X	X	X	X
	40/48H	-	-	-	-	-	-
	Hole PCD (mm)	70	52	92.6	92.6	62	62
O.L.D. (mm)		100	100	100	100	100	100
Flange Distance		56.8	61.5	56.4	56.4	59	59
Offset		4.2	4.3	5.6	5.6	4.6	4.6
Axle(QR type)	QR Skewer Length	129mm	-	-	-	-	-
	Axle Length	108mm(M9)	-	-	-	-	-
	Material	Steel	-	-	-	-	-
Axle(Nut type)	Axle Length	-	140mm(M9)	140mm(M9)	140mm(M9)	140mm(M9)	140mm(M9)
	Material	-	Steel	Steel	Steel	Steel	Steel
Seal		X	X	X	X	X	X
Hub Shell	Material	Aluminum	Aluminum	Aluminum	Aluminum	Steel	Steel
	Finish	Clear Painted	Machined	Painted	Painted	Painted	Painted
Quick Release Lever	Material	Aluminum	-	-	-	-	-
	Finish	Anodized	-	-	-	-	-
Structure (Braking power)		Hyper	Normal	Hyper	Hyper	Hyper	Hyper
Modulator Setting		26inch or more	26inch or more	26inch or more	26inch or more	26inch or more	20-24inch
Cooling fin on roller brake		-	-	X (Big)	X (Small)	-	-
Note							

Cassette Sprocket (ATB) Specifications

Series name		XTR	XTR	XTR	DXR	Deore XT	Deore XT	Deore LX
Model No.		CS-M970(ba)	CS-M970(bd)	CS-M970(be)	CS-MX66	CS-M760 (aq)	CS-M760 (as)	CS-M580 (ar)
Type		HG Cassette Sprocket	HG Cassette Sprocket	HG Cassette Sprocket	Single sprocket for FH-MX70	HG Cassette Sprocket	HG Cassette Sprocket	HG Cassette Sprocket
Combination	Speed	9	9	9	Single	9	9	9
	9	32	34	34	-	32	34	32
	8	28	30	30	-	28	30	28
	7	24	26	26	-	24	26	24
	6	21	23	23	-	21	23	21
	5	18	20	20	-	18	20	18
	4	16	18	17	-	16	17	16
	3	14	16	15	-	14	15	14
	2	12	14	13	-	12	13	12
1	11	12	11	-	11	11	11	
Group		ba	bd	be	-	aq	as	ar
Chain		Super Narrow HG for 9-speed	Super Narrow HG for 9-speed	Super Narrow HG for 9-speed	-	Super Narrow HG for 9-speed	Super Narrow HG for 9-speed	Super Narrow HG for 9-speed
Spider Arm		X	X	X	-	X	X	-
Aluminum Lock Ring		X	X	X	-	-	-	-
Steel Cog		11-12-14-16-18T	12-14-16-18-20T	11-13-15-17-20T	14/15/16/18T	11-32T	11-34T	11-32T
Ti Cog		21-24-28-32T	23-26-30-34T	23-26-30-34T	-	-	-	-
Finish		Nickel/Titanium	Nickel/Titanium	Nickel/Titanium	Chrome Plated	Chrome Plated	Chrome Plated	Pearl Bright
Note					For BMX racing			

Cassette Sprocket (ATB) Specifications

Series name		Deore LX	Deore NEXAVE	Deore NEXAVE	NEXAVE	Alivio	Alivio	C-Series
Model No.		CS-M580 (au)	CS-HG50-9 (ar)	CS-HG50-9 (au)	CS-HG60-8I	CS-HG50-8I	CS-HG50-8I	CS-HG40-8I
Type		HG Cassette Sprocket	HG Cassette Sprocket	HG Cassette Sprocket	HG Cassette Sprocket	HG Cassette Sprocket	HG Cassette Sprocket	HG Cassette Sprocket
Combination	Speed	9	9	9	8	8	8	8
	9	34	32	34	-	-	-	-
	8	30	28	30	34	30	32	34
	7	26	24	26	26	26	28	26
	6	23	21	23	23	23	24	23
	5	20	18	20	20	20	21	20
	4	17	16	17	17	17	18	17
	3	15	14	15	15	15	15	15
	2	13	12	13	13	13	13	13
1	11	11	11	11	11	11	11	
Group		au	ar	au	ao	an	aw	ao
Chain		Super Narrow HG for 9-speed	Super Narrow HG for 9-speed	Super Narrow HG for 9-speed	IG/HG	IG/HG	IG/HG	IG/HG
Spider Arm		-	-	-	-	-	-	-
Aluminum Lock Ring		-	-	-	-	-	-	-
Steel Cog		11-34T	11-32T	11-34T	11-34T	11-30T	11-32T	11-34T
Ti Cog		-	-	-	-	-	-	-
Finish		Pearl Bright	Ni-plated	Ni-plated	Silver	Chrome plated	Chrome plated	Ni-plated
Note								

Cassette Sprocket (ATB) Specifications

Series name		C-Series	C-Series	Acera	Acera	NEXAVE	Acera	C-Series
Model No.		CS-HG40-8I	CS-HG40-8I	CS-HG30-8I	CS-HG30-8I	CS-HG50-I	CS-HG30-I	MF-HG50-7
Type		HG Cassette Sprocket	HG Cassette Sprocket	HG Cassette Sprocket	HG Cassette Sprocket	HG Cassette Sprocket	HG Cassette Sprocket	HG Multiple Freewheel
Combination	Speed	8	8	8	8	7	7	7
	9	-	-	-	-	-	-	-
	8	30	32	30	32	-	-	-
	7	26	28	26	28	34	28	34
	6	23	24	23	24	26	24	24
	5	20	21	20	21	22	21	21
	4	17	18	17	18	18	18	18
	3	15	15	15	15	15	15	15
	2	13	13	13	13	13	13	13
1	11	11	11	11	11	11	11	11
Group		an	aw	an	aw	at	ac	-
Chain		IG/HG	IG/HG	IG/HG	IG/HG	IG/HG	IG/HG	HG/UG
Spider Arm		-	-	-	-	-	-	-
Aluminum Lock Ring		-	-	-	-	-	-	-
Steel Cog		11-30T	11-32T	11-30T	11-32T	11-34T	11-28T	11-34T
Ti Cog		-	-	-	-	-	-	-
Finish		Ni-plated	Ni-plated	Brown & Black	Brown & Black	Ni-plated	Ni-plated	Ni-plated & Black
Note								

Cassette Sprocket (ATB) Specifications

Series name		C-Series	Tourney	Tourney	Tourney	Tourney	Tourney	Tourney
Model No.		MF-HG50-7	MF-HG40-7	MF-HG37	MF-HG37	MF-ZH36	MF-HG22	MF-HG22
Type		HG Multiple Freewheel	HG Multiple Freewheel	HG Multiple Freewheel	HG Multiple Freewheel	HG/UG Multiple Freewheel	HG Multiple Freewheel	HG Multiple Freewheel
Combination	Speed	7	7	7	7	6	6	6
	9	-	-	-	-	-	-	-
	8	-	-	-	-	-	-	-
	7	28	34	28	28	-	-	-
	6	24	24	24	24	34	24	28
	5	21	22	22	21	24	22	24
	4	18	20	20	19	21	20	21
	3	15	18	18	17	18	18	18
	2	13	16	16	15	15	16	16
1	11	14	14	13	13	14	14	
Group		-	-	-	bz	cx	X	Y
Chain		HG/UG	HG/UG	HG/UG	HG/UG	HG/UG	HG/UG	HG/UG
Spider Arm		-	-	-	-	-	-	-
Aluminum Lock Ring		-	-	-	-	-	-	-
Steel Cog		11-28T	14-34T	14-28T	14-28T	13-34T	14-24T	14-24T
Ti Cog		-	-	-	-	-	-	-
Finish		Ni-plated & Black	Ni-plated & Black	Ni-plated & Black	Ni-plated & Black	Ni-plated & Brown	Ni-plated & Black	Ni-plated & Black
Note								

Cassette Sprocket (ATB) Specifications

Series name		Tourney	Tourney	TZ	TZ	TZ
Model No.		MF-Z015	MF-Z015	MF-TZ37	MF-TZ07	MF-TZ06
Type		UG Multiple Freewheel	UG Multiple Freewheel	HG/UG Multiple Freewheel	HG/UG Multiple Freewheel	HG/UG Multiple Freewheel
Combination	Speed	5	5	7	7	6
	9	-	-	-	-	-
	8	-	-	-	-	-
	7	-	-	34	28	-
	6	-	-	24	24	28
	5	24	28	22	22	24
	4	21	24	20	20	21
	3	19	20	18	18	18
	2	17	17	16	16	16
1	14	14	14	14	14	
Group		-	-	-	-	-
Chain		UG/HP	UG/HP	HG/UG	HG/UG	HG/UG
Spider Arm		-	-	-	-	-
Aluminum Lock Ring		-	-	-	-	-
Steel Cog		14-24T	14-24T	14-34T	14-28T	14-28T
Ti Cog		-	-	-	-	-
Finish		Brown	-	Brown & Black	Brown & Black	Brown & Black
Note						

Chain (ATB) Specifications

Series	XTR Saint	Deore XT	Deore LX Deore	Deore	Altus T300	Tourney	Non-Series	Non-Series	Tourney
Model No.	CN-7701	CN-HG93	CN-HG73	CN-HG53	CN-HG50	CN-HG50	CN-HG40	CN-IG70	CN-UG51
Type	Super Narrow HG for 9-speed	Super Narrow HG for 9-speed	Super Narrow HG for 9-speed	Super Narrow HG for 9-speed	HG	HG	HG	IG	UG
Pin Link Plate	Zinc-Alloy Plated	Zinc-Alloy Plated	Gray	Gray	Black	Black	Gray	Silver	Gray
Roller Link Plate	Zinc-Alloy Plated	Gray	Gray	Brown	Black	Black	Black	Gray	Black
Chromizing Treatment Link Pin	X	X	X	X	X	X	-	X	-
Note	special rivet	special rivet	special rivet	special rivet					

Front Suspension (Nexus) Specifications

Series		Nexus		Nexus	
Model No.		FS-C812		FS-C810	
Adjuster	Auto	X		X	
	Manual	X		X	
Pre-load Adjuster		Dial type		Dial type	
Travel		63mm(53+10)		70mm(60+10)	
Damping		Cartridge Oil		Cartridge Oil	
Spring		Coil		Coil	
Wheel Size		max. 28x2.00 - 700x47C		700C	26"
V-Brake Fixation		-		X	-
Disc Brake (International A) Fixation		X		X	
Compatible HRB		BR-IM75-F		BR-IM75-F	
Dynamo Eye		-		-	
Mudguard Eye		X		X	
Crown	Material	Aluminum		Aluminum	
	Finish	Black Anodized		Black Anodized	
Stanchion	Material	Cromoly		Cromoly	
	Finish	Chrome Plated		Chrome Plated	
Steer Diameter		25.4mm	28.6mm	25.4mm	28.6mm
Cone Race		26.4mm	30mm	26.4mm	30mm
Steer Threads		Threadless		Cromoly	
Steer Material		Cromoly	A7075	1 x 24T or Threadless	1-1/8 x 26T or Threadless
Steer Length (Threads / mm)		-		160 / 200 / 225 / 250	
Steer Length (Threadless / mm)		270		270	
Lower Tubes	Material	Magnesium		Magnesium	
	Color	Silver		Silver	
Dynamo Cable Cover		SM-FS11(w/ tapping screw)		SM-FS10(w/ bolts and nuts)	
Disc Brake Hose Cover		SM-FS12(w/ tapping screw)		-	
Note		must be used with QR type hub "SHIMANO Di2" Logo		must be used with QR type hub "SHIMANO Di2" Logo	

Rear Suspension (Nexus) Specifications

Series		Nexus	
Model No.		RS-C810-25	RS-C810-45
Adjuster	Auto	X	X
	Manual	X	X
Travel		20mm	30mm
Damping		-	-
Spring		Air	Air
Eye to Eye		125mm	145mm
Note			

ARCHIVE

Switch (Nexus) Specifications

Series	Nexus
Model No.	SW-8S40
Lever type	Seasaw & Button type
Left SW	FS-C810/C812, RS-C810
Right SW	SG: 8-speed
Compatible Brake Lever	BL-IM65
Compatible Front Derailleur	-
Compatible Rear Derailleur	-
Compatible SG	SG-8R45/SG-8C45
Compatible Flight Deck	SC-8S40
Production Factory	
Note	

ARCHIVE

Electronic Wire Cable(Nexus) Specifications

Series		Nexus					
Model No.		EW-AA	EW-AB	EW-AC	EW-DD	EW-EF	EW-EG
Length*		400mm	650mm	280mm	700mm	410mm	500mm
		450mm	700mm	320mm	750mm	450mm	540mm
		500mm	750mm	360mm	900mm		
		550mm	800mm	400mm	950mm		
		600mm	850mm	440mm	1000mm		
		650mm	900mm	480mm	1050mm		
		700mm	950mm	500mm	1100mm		
		750mm	1000mm	520mm	1800mm		
		800mm	1100mm	560mm	1950mm		
		850mm	1200mm	700mm			
		1000mm	1250mm	850mm			
		1100mm	1300mm	1100mm			
		1400mm	2100mm				
		1800mm					
w/o one side connector		-	1400mm**	600mm***	1400mm****	-	-
Adjustable		-	X	X	X	X	X
For	C810	RD - FD	SC - FD	FS-SC bracket / RS-FD	-	FH-C810 - FD	FH-C811 - FD
	Cyber Nexus	MU - AI	AI - SC bracket	FS-SC bracket / AI-RS	DH - AI	-	-
Note			** w/o Y terminal (B type)	*** w/o Y terminal (C type)	**** w/o one side connector (D type)		

* supplied as of Mar.14, 2005

NEXAVE Specifications


RD

Model No.	RD-C810	RD-C531	RD-C505	RD-T300
Pulley Cage	SGS	SS	Smart	MGS
Compatible Sprocket type	LG 8spd	LG 8spd	LG 8spd	HG 7spd
Chain	Super Narrow HG for 9-Speed	Super Narrow HG for 9-Speed	Super Narrow HG for 9-Speed	HG/IG
Low-Normal Spring Type	-	X	X	X
Max Front Difference	22T	Front single use	22T	20T
Total Capacity	44T	22T	44T	43T
Max. Rear Sprocket	33T	33T	33T	34T
Min. Rear Sprocket	11T	11T	11T	11T
Riveted Adapter				
Available	Road type	-	-	X
	Bmx-Track type	-	-	-
Direct Attachment	X	X	X	X
Detachable Bracket	-	-	-	X
Wheel-Type Cable Guide	-	X	X	-
Fluoric Coated Link Bushings	4	2	3	3
11T Pulley	X	13/13T	13/15T	X
Bracket Body	Material	Aluminum	Aluminum	Aluminum
	Finish	Painted	Painted	Painted
Plate Body	Material	Aluminum	Aluminum	Aluminum
	Finish	Painted	Painted	Painted
Outer Link	Material	Aluminum	Aluminum	Aluminum
	Finish	Painted	Painted	Painted
Inner Link	Material	Steel	Steel	Steel
	Finish	Painted	Painted	Painted
Outer Plate	Material	Aluminum	Steel	Steel
	Finish	Anodized	Painted	Painted
Inner Plate	Material	Steel	Steel	Steel
	Finish	Pearl Bright	Painted	Painted
NOTE	Electrical RD	Only for Intego	Only for C505	

NEXAVE Specifications

FD

Model No.	FD-C810	FD-C600	FD-C505	FD-T301	FD-T300		
Rear Speeds	LG 8spd*	HG 9spd	LG 8spd*	7/8	7/8		
Chain	Super Narrow HG for 9-Speed	Super Narrow HG for 9-Speed	Super Narrow HG for 9-Speed	HG/IG	HG/IG		
Front SIS	SPCM3	SPCM2	SPCM3	X	X		
Chain Ring	Triple	Double	Triple	Triple	Triple		
Top Swing Link	X	X	X	X	X		
E-type BB Mount	X	X	X	-	-		
Applicable Chain Line	50mm	52.5mm	50mm	47.5mm	47.5/50mm		
Top Gear Teeth	46T	46T	46T	48T	42T		
Total Capacity	22T	12T	22T	20T	18T		
Top-Middle Min. Capacity	12T	-	12T	10T	8T		
Dual Pull	-	X	-	-	-		
Multi Clamp Band	-	-	-	-	-		
Powerchange Mechanism	X	X	X	-	-		
Chainstay Angle 66 to 69 degrees	Braze-on		-	-	-		
	28.6mm	Top	X	X	-		
		Down	X	X	-		
	31.8mm	Top	X	X	X		
		Down	X	X	X		
	34.9mm	Top	X	-	-		
		Down	X	-	-		
	Chainstay Angle 63 to 66 degrees	Braze-on		-	-	-	
		28.6mm	Top	X	X	-	
			Down	X	X	-	
31.8mm		Top	X	X	X		
		Down	X	X	X		
34.9mm		Top	X	-	-		
		Down	X	-	-		
Front Clamp Band		Material	-	-	-	Steel	Steel
		Finish	-	-	-	Painted	Painted
Rear Clamp Band		Material	-	-	-	Steel	Steel
	Finish	-	-	-	Painted	Painted	
BB Plate	Material	Aluminum	Aluminum	Aluminum	-	-	
Outer Link	Material	Steel	Steel	Steel	Steel	Steel	
	Finish	Zinc Plated	Painted	Zinc Plated	Zinc Plated	Zinc Plated	
Inner Link	Material	Aluminum	Aluminum/Steel	Aluminum	Steel	Steel	
	Finish	Painted	Painted	Painted	Painted	Painted	
Chain Guide	Material	Steel	Steel	Steel	Steel	Steel	
	Finish	Chrome Plated	Pearl Bright Plated	Chrome Plated	Chrome Plated	Chrome Plated	
Note	Electrical FD *must be used with Super Narrow HG Chain for 9-speed			*must be used with Super Narrow HG Chain for 9-speed			



NEXAVE Specifications

ST

Model No.	ST-C530(L)	ST-C505(L)	ST-C503-A	ST-T300-S
Lever Type	Tap-Fire	Tap-Fire	Tap-Fire	Tap-Fire
Front	-	SPCM3	Conventional 3-speed SIS	Conventional 3-speed SIS
Rear	-	-	LG 8-speed SIS	7-speed SIS
Internal Hub Gear	INTEGO 3-Speed	-	-	-
SL Cable Adjust	X	X	X	X
Optical Gear Display	Above handlebar Pictgram	-	Above handlebar	Dial type
SL Outer Casing	SP41 sealed	SP41sealed	SP41 sealed	SP41
Stainless SL Cable	X	X	X	Option
Flight Deck w/ Gear Sensor	-	-	-	X
W/ CI-DECK	-	-	-	-
SL Bracket	Material	Aluminum	Aluminum	Aluminum
	Finish	Painted	Painted	Polished
SL Compatible RD Type	-	-	Low Normal	Low Normal
Note				RH Optical Gear Display for Rapid Rise RD

BL

Model No.	BL-C800	ST-C530(L)	ST-C505(L)	ST-C503-A	ST-T300-S	BL-T400
Brake Type	V with modulator	V with modulator	V with modulator	V with modulator	V with modulator	V with modulator
Lever Size	3 finger	4 finger	4 finger	4 finger	4 finger	4 finger
Brake Cable Type	T-type	T-type	T-type	T-type	T-type	T-type
Power Adjuster	-	-	-	-	-	-
Reach Adjust	X	X	X	X	X	X
Cable Adjust	X	X	X	X	X	X
Brake Lever	Material	Aluminum	Aluminum	Aluminum	Aluminum	Aluminum
	Finish	Barrel	Anodized	Anodized	Anodized	Barrel
Brake Bracket	Material	Aluminum	Aluminum	Aluminum	Aluminum	Aluminum
	Finish	Painted	Painted	Painted	Painted	Painted
Note	*V-brake and Mechanical Disc Brake must be used with power modulator.	*V-brake and Mechanical Disc Brake must be used with power modulator.	*V-brake and Mechanical Disc Brake must be used with power modulator.	*V-brake and Mechanical Disc Brake must be used with power modulator.	*V-brake and Mechanical Disc Brake must be used with power modulator.	*V-brake and Mechanical Disc Brake must be used with power modulator.

NEXAVE Specifications

BR

Model No.		BR-C901
Brake Type		Disc-brake
Hydraulic or Mechanical		Hydraulic
Recommended Brake Lever		BL-C901
Recommended Brake Rotor		SM-RT61
Oil		Mineral
Mount Type		International standard
Piston	Opposed 2-piston	X
	1-piston	-
Caliper	Material	Aluminum
	Finish	Anodized
PAD	Standard	C01 Metal
	Option	-
Hose		SM-BH60/61
Note		

BL

Model No.		BL-C901
Brake Type		Disc-brake
Hydraulic or Mechanical		Hydraulic
Recommended Brake Caliper		BR-C901
Oil		Mineral
Master Cylinder		X
Lever Size		4 finger
Reach Adjust		X
Brake Lever	Material	Aluminum
	Finish	Anodized
Brake Bracket	Material	Aluminum
	Finish	Painted
Brake Hose		SM-BH60/61
Note		

ARCHIVE

NEXAVE Specifications

FC

Model No.	FC-C810	FC-C600	FC-C530	FC-C530	FC-C530	FC-C510	FC-C505
Rear Speeds	LG 8spd	9	LG 8spd	LG 8spd	LG 8spd	LG 8spd	LG 8spd
Chaining Combination	46-34-24T SPCM3	46-34T SPCM2	33T (Single)	38T (Single)	38T (Single)	46-34-24T	46-34-24T SPCM3
Spider or Gear Arm	4arm	4arm	4arm	4arm	4arm	4arm	4arm
PCD (mm)	100/64	112	-	-	-	100/64	100/64
Crank Arm Length	170mm	X	X	X	X	X	X
	175mm	X	X	-	-	X	X
Chain	Super Narrow HG for 9-speed	Super Narrow HG for 9-speed	Super Narrow HG for 9-speed	Super Narrow HG for 9-speed	Super Narrow HG for 9-speed	Super Narrow HG for 9-speed	Super Narrow HG for 9-speed
Bottom Bracket	BB-UN26	BB-UN26-K	BB-TS30 BB-UN26-K	BB-TS30 BB-UN26	BB-TS30 BB-UN26-K	BB-UN26	BB-UN26
Axle Length	Chain Line 47.5	-	-	-	-	-	-
	Chain Line 50	130	-	YL117 for C.L. 44+t 117.5 for C.L. 46+t D-NL for C.L. 47+t D-EL for C.L. 49.5+t	YL117 for C.L. 44 117.5 for C.L. 46 D-NL for C.L. 47 D-EL for C.L. 49.5	YL117 for C.L. 44+ t 117.5 for C.L. 46+t D-NL for C.L. 47+t D-EL for C.L. 49.5+t	123SP 130
	Chain Line 52.5	-	117.5	-	-	-	-
	Chain Line 50+t	-	-	-	-	-	-
Chain Line 47.5+t	-	-	-	-	-	-	-
Fixing Nut Available	-	-	-	-	-	-	-
Optional Chain Guard	Black*	X	Double CG*	Double CG*	Double CG*	Black*	Black*
Hollowtech Crank Arm	-	-	-	-	-	-	-
Splined Crank (OCTALINK)	-	-	-	-	-	-	-
One-key Release	-	-	-	-	-	-	-
Chain Case Compatible Crank Arm	X	X	X	-	X	X	X
Crank Arm	Material	Aluminum	Aluminum	Aluminum	Aluminum	Aluminum	Aluminum
	Finish	Painted(Silver)	Painted	Anodized	Anodized	Anodized	Painted(Silver)
Spider Arm	Material	-	-	-	-	-	-
	Finish	-	-	-	-	-	-
Spider Arm Cover	Material	-	-	-	-	-	-
	Finish	-	-	Cover ring dia. : 95mm	Cover ring dia. : 95mm	Cover ring dia. : 95mm	-
Outer Ring	Material	Aluminum	Steel	Steel	Steel	Steel	Aluminum
	Finish	Anodized	Painted(Silver)	Painted	Painted	Painted	Anodized
Middle Ring	Material	Steel	-	-	-	-	Steel
	Finish	Painted(Silver)	-	-	-	-	Painted(Silver)
Inner Ring	Material	Steel	Steel	-	-	-	Steel
	Finish	Painted(Silver)	Painted(Silver)	-	-	-	Painted(Silver)
Note	Di2 *Small Chain Guard is available(Silver)		*Small double CG for Chain case compatible	*Large outer CG & small inner CG (Not compatible Chain case)	*Small double CG for Chain case compatible	*Small Chain Guard is available(Silver)	*Small Chain Guard is available(Silver)

NEXAVE Specifications

FC

Model No.		FC-T410-S	FC-T300-S	FC-T303
Rear Speeds		8	8/7	8/7
Chaining Combination		42-32-22T	42-34-24T	48-38-28T
Spider or Gear Arm		4arm	4-arm	4-arm
PCD (mm)		100/64	Riveted	Riveted
Crank Arm Length	170mm	X	X	X
	175mm	-	-	-
Chain		IG	HG	HG
Bottom Bracket		BB-UN26-K	BB-UN26(-E)	BB-UN26(-E)
Axle Length	Chain Line 47.5	-	YL117	YL117
	Chain Line 50	-	ZL122	ZL122
	Chain Line 52.5	-	-	-
	Chain Line 50+t	-	-	-
	Chain Line 47.5+t	117.5	-	-
Fixing Nut Available		-	-	-
Optional Chain Guard		-	X	X
Hollowtech Crank Arm		X	-	-
Splined Crank (OCTALINK)		-	-	-
One-key Release		-	-	-
Chain Case Compatible Crank Arm		X	X	X
Crank Arm	Material	Aluminum	Aluminum	Aluminum
	Finish	Painted(Silver)	Anodized	Anodized
Spider Arm	Material	Aluminum	-	-
	Finish	Painted(Silver)	-	-
Spider Arm Cover	Material	-	Resin	Resin
	Finish	-	Painted(Silver)	Painted(Silver)
Outer Ring	Material	Aluminum	Steel	Steel
	Finish	Anodized	Painted(Silver)	Painted(Silver)
Middle Ring	Material	Steel	Steel	Steel
	Finish	Pearl Bright	Painted(Silver)	Painted(Silver)
Inner Ring	Material	Steel	Steel	Steel
	Finish	Pearl Bright	Painted(Silver)	Painted(Silver)
Note				

NEXAVE Specifications

FH

Model No.		FH-T300	FH-IM70	FH-IM45	FH-IM40	FH-C810	FH-C811
Type						Roller	Disc
Voltage (110rpm15Ω)						4.1V*	4.1V*
Output Power (110rpm15Ω)						1.12W*	1.12W*
Spoke Holes	28H	-	-	-	-	-	-
	32H	X	-	-	-	X	X
	36H	X	X	X	X	X	X
	Hole PCD (mm)	45	45	45	46	74.4	74.4
Freehub Body	Speeds	7	8/9	7	7	8/9	8/9
	11T compatible	X	X	X	X	X	X
	Roller Clutch	X	X	-	-	-	-
	Material	Steel	Steel	Steel	Steel	Steel	Steel
O.L.D. (mm)	130	X	-	X	X	-	-
	135	X	X	-	-	X	X
Flange Distance		60.6	60.0	56.3	56.3	55.65	55.65
Dish		141:7.8	6.8	6.5	6.5	7	7
Axle(QR)	QR Skewer Length	163/168mm	-	-	-	-	168mm
	Length	141/146mm (M10)	-	-	-	-	146mm(M10)
	Material	Steel	-	-	-	-	Steel
Axle(Nut)	Length	-	185mm	180mm	180mm	185mm(M10)	-
	Material	-	Steel	Steel	Steel	Steel	-
Seal	Hub	X	X	X	X	X	X
	Freewheel	X	X	X	X	X	X
Hub Shell	Material	Aluminum	Aluminum	Aluminum	Aluminum	Aluminum	Aluminum
	Finish	Machined	Anodized	Machined	Machined	Anodized	Anodized
Quick Release Lever	Material	Aluminum	-	-	-	-	Aluminum
	Finish	Barrel	-	-	-	-	Anodized
CBN (Cubic Boron Nitride)	Cone Races	-	-	-	-	X	X
	Cup Races	-	-	-	-	-	-
Rotor Mount		-	-	-	-	-	6-bolts
EW(Electoric Cable) Type		-	-	-	-	EW-EF	EW-EG
Note						* Reference data	

NEXAVE Specifications

IF

Model No.		IF-C530	IF-C530-VS
Speed		3	3
Silent Clutch		X	X
Gear Change Support Mechanism		X	X
Super Light Shifting		X	X
Left Hand Dust Cap		-	X
Brake		BR-IM41/50/70	V-Brake
Over Locknut Dim.	OLD(mm)	136mm	136mm
	Left(mm)	8	8
Dropout Width Dim.	Right(mm)	8	8
	Left(mm)	6	6
Non Turn Washer	Right(mm)	6	6
	Total	186%	186%
Gear Ratio	1	0.73	0.73
	2	1	1
	3	1.36	1.36
Hub Shell Material		Aluminum	Aluminum
Finish(Corrosion Resistant)		X	X
Weight		983g	983g
Spoke Hole		36H	36H
Spoke Size		#14	#14
Sprocket		8	8
Belcrank	Model No.	SM-BC05(Belcrank5)	SM-BC05(Belcrank5)
	Shifting Lever	ST-C530(L)	ST-C530(L)
Note		Only LG gear compatible	Only LG gear compatible

HB

Model No.		HB-IM70	HB-IM50
Spoke Holes	24H	-	-
	28H	-	-
	32H	-	-
	36H	X	X
	40/48H	-	-
	Hole PCD (mm)	70	52
O.L.D. (mm)		100	100
Flange Distance		56.8	61.5
Offset		4.2	4.3
Axle(QR)	QR Skewer Length	129mm	129mm
	Axle Length	108mm(M9)	108mm(M9)
	Material	Steel	Steel
Axle(Nut)	Axle Length	-	-
	Material	-	-
Seal		X	X
Hub Shell	Material	Aluminum	Aluminum
	Finish	Clear Painted	Polished
Quick Release Lever	Material	Aluminum	Aluminum
	Finish	Anodized	Anodized
Structure		Hyper	Normal
Modulator Setting		26inch or more	26inch or more
Note			

NEXAVE Specifications

CS

Model No.		CS-LG50
Type		LG Cassette Sprocket
Combination	Speed	8
	9	-
	8	33
	7	29
	6	25
	5	21
	4	17
	3	15
	2	13
	1	11
Group		bb
Chain		Super Narrow HG for 9-speed
Spider Arm		-
Aluminum Lock Ring		-
Steel Cog		11-33T
Ti Cog		-
Finish		Ni-plated
Note		With Spoke Protector

CN

Model No.	CN-HG73	CN-HG53	CN-HG50
Type	Super Narrow	Super Narrow	HG
Pin Link Plate	Gray	Gray	Black
Roller Link	Gray	Brown	Black
Chromizing Treatment Link Pin	X	X	X
Note	special rivet	special rivet	

FS

Model No.		FS-C812		FS-C810		
Adjuster	Auto	X		X		
	Manual	X		X		
Pre-load Adjuster		Dial type		Dial type		
Travel		63mm(53+10)		70mm(60+10)		
Damping		Cartridge Oil		Cartridge Oil		
Spring		Coil		Coil		
Wheel Size		max. 28x2.00 - 700x47C		700C	26"	
V-Brake Fixation		-		X	-	
Disc Brake (International A) Fixation		X		X		
Compatible HRB		BR-IM75-F		BR-IM75-F		
Dynamo Eye		-		-		
Mudguard Eye		X		X		
Crown	Material	Aluminum		Aluminum		
	Finish	Black Anodized		Black Anodized		
Stanchion	Material	Cromoly		Cromoly		
	Finish	Chrome Plated		Chrome Plated		
Steer Diameter		25.4mm	28.6mm	25.4mm	28.6mm	
Cone Race		26.4mm	30mm	26.4mm	27mm	30mm
Steer Threads		Threadless		Cromoly		
Steer Material		Cromoly	A7075	1 x 24T or Threadless	1-1/8 x 26T or Threadless	
Steer Length (Threads / mm)		-		160 / 200 / 225 / 250		
Steer Length (Threadless / mm)		270		270		
Lower Tubes	Material	Magnesium		Magnesium		
	Color	Silver		Silver		
Dynamo Cable Cover		SM-FS11(w/ tapping screw)		SM-FS10(w/ bolts and nuts)		
Disc Brake Hose Cover		SM-FS12(w/ tapping screw)		-		
Note		must be used with QR type hub "SHIMANO Di2" Logo		must be used with QR type hub "SHIMANO Di2" Logo		

NEXAVE Specifications

RS

Model No.		RS-C810-25	RS-C810-45
Adjuster	Auto	X	X
	Manual	X	X
Travel		20mm	30mm
Damping Spring		-	-
		Air	Air
Eye to Eye		125mm	145mm
Note			

SW

Model No.	SW-C810
Lever type	Seasaw & Button type
Left SW	FD:Triple
Right SW	RD: 8-speed
Compatible Brake Lever	BL-C901/C800/C600
Compatible Front Derailleur	FD-C810
Compatible Rear Derailleur	RD-C810
Compatible SG	-
Compatible Flight Deck	SC-C810
Note	

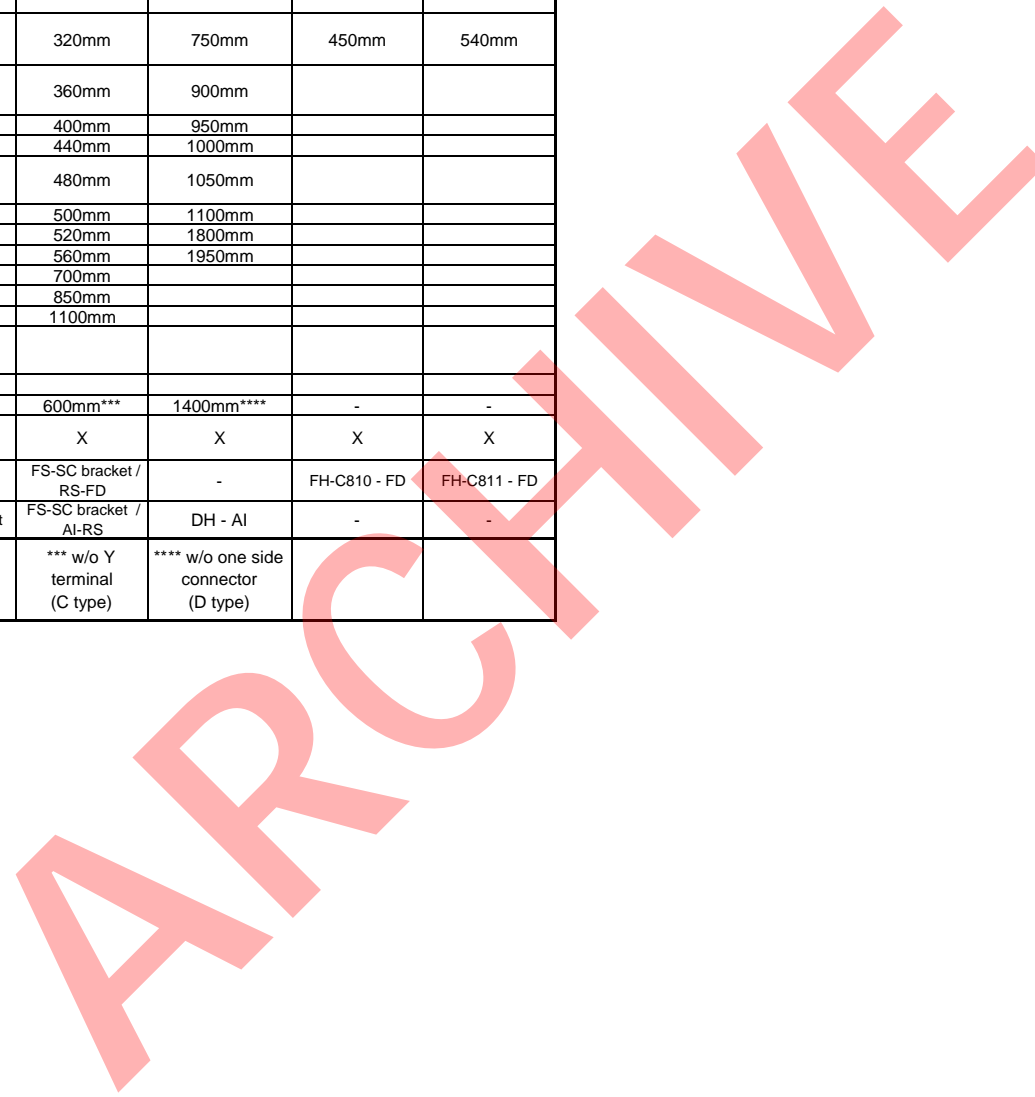
Model No.	SM-SW10
Application	SC bracket
Compatible Switch	SW-C810C/SW-8S40C
Compatible Flight Deck	SC-C810/SC-8S40
Shrink Tube	-
Cable	Connectable /with small connector
Cable Length	600mm
Fixing Band	-
Note	SC bracket parts for neat cables

Model No.	SW-C810C(L)	SW-C810C(R)	SW-8S40C(L)	SW-8S40C(R)
	Left SW	Right SW	Left SW	Right SW
Application	Operator for FD:Triple/Suspension	Operator for RD:8spd	Operator for Suspension	Operator for SG:8spd
Compatible Front Derailleur	FD-C810	-	-	-
Compatible Rear Derailleur	-	RD-C810	-	-
Compatible Suspension	FS-C810, C812 / RS-C810	-	FS-C810, C812 / RS-C810	-
Compatible SG	-	SG-8R45 / SG-8C45	-	SG-8R45 / SG-8C45
Compatible SC bracket	SM-SW10	SM-SW10	SM-SW10	SM-SW10
Shrink tube	X	X	X	X
Cable	Connectable /with small connector	Connectable /with small connector	Connectable /with small connector	Connectable /with small connector
Cable length	300mm	300mm	300mm	300mm
Note	Switch parts for neat cables	Switch parts for neat cables	Switch parts for neat cables	Switch parts for neat cables

NEXAVE Specifications

EW

Model No.		EW-AA	EW-AB	EW-AC	EW-DD	EW-EF	EW-EG
Length*		400mm	650mm	280mm	700mm	410mm	500mm
		450mm	700mm	320mm	750mm	450mm	540mm
		500mm	750mm	360mm	900mm		
		550mm	800mm	400mm	950mm		
		600mm	850mm	440mm	1000mm		
		650mm	900mm	480mm	1050mm		
		700mm	950mm	500mm	1100mm		
		750mm	1000mm	520mm	1800mm		
		800mm	1100mm	560mm	1950mm		
		850mm	1200mm	700mm			
		1000mm	1250mm	850mm			
		1100mm	1300mm	1100mm			
		1400mm	2100mm				
	1800mm						
w/o one side connector		-	1400mm**	600mm***	1400mm****	-	-
Adjustable		-	X	X	X	X	X
For	C810	RD - FD	SC - FD	FS-SC bracket / RS-FD	-	FH-C810 - FD	FH-C811 - FD
	Cyber Nexus	MU - AI	AI - SC bracket	FS-SC bracket / AI-RS	DH - AI	-	-
Note			** w/o Y terminal (B type)	*** w/o Y terminal (C type)	**** w/o one side connector (D type)		



NEXAVE Specifications

SC

Model No.		SC-C810
Wheel Size Range	24"-26"-700C	X
Front Single Gear Available		-
Current Speed		X
Clock		X
Trip Time		-
Trip Distance		X
Trip Meter Reset		X
ODO Meter		X
ODO Meter Reset		X
Maximum Speed		-
Average Speed		-
Gear Position Display		X
Gear Shifting Mode Select Switch		by SW-C810 SW-C810C
RD(SG) - Auto and Manual Display		X
Low Battery Display		X
Suspension Mode Select Switch		by SW-C810
Suspension Mode Display		X
Suspension Hard and Soft Display		X
Display Panel Detachable		X
Back Light		X
Beep (on and off switch)		by SW-C810 SW-C810C

ARCHIVE

Rear Derailleur (Road) Specifications

Series	Dura-Ace	Dura-Ace	Ultegra	Ultegra	105	105	TIAGRA	TIAGRA	SORA	
Model No.	RD-7800	RD-7800	RD-6600	RD-6600	RD-5600	RD-5600	RD-4500	RD-4500	RD-3300	
Pulley Cage	SS	GS	SS	GS	SS	GS	SS	GS	SS	
Speeds	10	10	10	10	10	10	9	9	8	
Max Front Difference	16T	22T	16T	22T	16T	22T	16T	22T	14T	
Total Capacity	29T	37T	29T	37T	29T	37T	31T	37T	29T	
Max. Rear Sprocket	27T	27T	27T	27T	27T	27T	27T	27T	27T	
Min. Rear Sprocket	11T	11T	11T	11T	11T	11T	11T	11T	11T	
Riveted Adapter Available	-	-	-	-	-	-	-	-	-	
Direct Attachment	X	X	X	X	X	X	X	X	X	
Fluoric Coated Link Bushing	4	4	4	4	2	2	2	2	-	
11T Pulley	X	X	X	X	X	X	X	X	X	
Sealed Bearing Guide Pulley	X	X	-	-	-	-	-	-	-	
Sealed Bearing Tension Pulley	X	X	X	X	-	-	-	-	-	
Bracket Body	Material	Aluminum	Aluminum	Aluminum	Aluminum	Aluminum	Aluminum	Aluminum	Aluminum	Aluminum
	Finish	Anodized	Anodized	Clear Coated	Clear Coated	Clear Coated	Clear Coated	Clear Coated	Clear Coated	Barrel
Plate Body	Material	Aluminum	Aluminum	Aluminum	Aluminum	Aluminum	Aluminum	Aluminum	Aluminum	Resin
	Finish	Anodized	Anodized	Clear Coated	Clear Coated	Clear Coated	Clear Coated	Clear Coated	Clear Coated	Resin
Outer Link	Material	Aluminum	Aluminum	Aluminum	Aluminum	Aluminum	Aluminum	Aluminum	Aluminum	Steel
	Finish	Anodized	Anodized	Clear Coated	Clear Coated	Clear Coated	Clear Coated	Clear Coated	Clear Coated	Pearl Plated
Inner Link	Material	Aluminum	Aluminum	Aluminum	Aluminum	Steel	Steel	Steel	Steel	Steel
	Finish	Anodized	Anodized	Clear Coated	Clear Coated	Pearl Bright	Pearl Bright	Plated	Plated	Zinc Plated
Outer Plate	Material	Aluminum	Aluminum	Aluminum	Aluminum	Aluminum	Aluminum	Steel	Steel	Steel
	Finish	Anodized	Anodized	Anodized	Anodized	Anodized	Anodized	Painted	Painted	Pearl Plated
Inner Plate	Material	Aluminum	Aluminum	Aluminum	Aluminum	Aluminum	Aluminum	Steel	Steel	Steel
	Finish	Anodized	Anodized	Anodized	Anodized	Anodized	Anodized	Plated	Plated	Zinc Plated
Note	SIZE: SS(SHORT CAGE) < Smart Cage < GS (LONG CAGE)									

Rear Derailleur (Road) Specifications

Series		SORA	SORA	SORA	2200	A050
Model No.		RD-3300-A	RD-3300	RD-3300-A	RD-2200	RD-A050
Pulley Cage		SS	GS	GS	Smart	Smart
Speeds		8	8	8	8	7
Max Front Difference		14T	22T	22T	22T	14T
Total Capacity		29T	37T	37T	35T	29T
Max. Rear Sprocket		27T	27T	27T	26T	28T
Min. Rear Sprocket		11T	11T	11T	11T	13T
Riveted Adapter Available		-	-	-	-	X
Direct Attachment		X	X	X	X	X
Fluoric Coated Link Bushing		-	-	-	-	-
11T Pulley		X	X	X	13/13T	13/13T
Sealed Bearing Guide Pulley		-	-	-	-	-
Sealed Bearing Tension Pulley		-	-	-	-	-
Bracket Body	Material	Aluminum	Aluminum	Aluminum	Aluminum	Resin
	Finish	Painted	Barrel	Painted	Painted	Painted
Plate Body	Material	Resin	Resin	Resin	Resin	Resin
	Finish	Resin	Resin	Resin	Resin	Painted
Outer Link	Material	Steel	Steel	Steel	Steel	Steel
	Finish	Painted	Pearl Plated	Painted	Painted	Chrome Plated
Inner Link	Material	Steel	Steel	Steel	Steel	Steel
	Finish	Zinc Plated	Zinc Plated	Zinc Plated	Zinc Plated	Zinc Plated
Outer Plate	Material	Steel	Steel	Steel	Steel	Steel
	Finish	Pearl Plated	Pearl Plated	Pearl Plated	Painted	Chrome Plated
Inner Plate	Material	Steel	Steel	Steel	Steel	Steel
	Finish	Zinc Plated	Zinc Plated	Zinc Plated	Zinc Plated	Painted
Note		Silver Painted		Silver Painted		

Front Derailleur (Road) Specifications

Series		Dura-Ace	Dura-Ace	Dura-Ace	Dura-Ace	Ultegra	Ultegra	Ultegra	Ultegra
Model No.		FD-7800-B	FD-7800-F	FD-7803-B	FD-7803-F	FD-6600-B	FD-6600-F	FD-6603-B	FD-6603-F
Rear Speeds		10	10	10	10	10	10	10	10
Front SIS		X	X	X	X	X	X	X	X
Chain Ring		Double	Double	Triple	Triple	Double	Double	Triple	Triple
Link Type		Conventional	Conventional	Conventional	Conventional	Conventional	Conventional	Conventional	Conventional
Mount Type		Clamp Band	Brazed-On	Clamp Band	Brazed-On	Clamp Band	Brazed-On	Clamp Band	Brazed-On
Applicable Chainline		43.5mm	43.5mm	45mm	45mm	43.5mm	43.5mm	45mm	45mm
Clamp Band Diameter		28.6/31.8/34.9mm	-	28.6/31.8/34.9mm	-	*(28.6)/31.8/34.9mm	-	*(28.6)/31.8/34.9mm	-
Top Gear Teeth		50-56T	50-56T	52T	52T	50-56T	50-56T	52T	52T
Capacity		16T	16T	22T	22T	16T	16T	22T	22T
Chainstay Angle		61-66 Degrees	61-66 Degrees	63-66 Degrees	63-66 Degrees	61-66 Degrees	61-66 Degrees	63-66 Degrees	63-66 Degrees
Compatible Adapter	SM-AD11(31.8mm)	-	X	-	X	-	X	-	X
	SM-AD15(34.9mm)	-	X	-	X	-	X	-	X
Front Clamp Band	Material	Aluminum	-	Aluminum	-	Aluminum	-	Aluminum	-
	Finish	Anodized	-	Anodized	-	Clear Coated	-	Clear Coated	-
Rear Clamp Band	Material	Aluminum	Aluminum	Aluminum	Aluminum	Aluminum	Aluminum	Aluminum	Aluminum
	Finish	Anodized	Anodized	Anodized	Anodized	Clear Coated	Clear Coated	Clear Coated	Clear Coated
Outer Link	Material	Aluminum	Aluminum	Aluminum	Aluminum	Aluminum	Aluminum	Aluminum	Aluminum
	Finish	Anodized	Anodized	Anodized	Anodized	Clear Coated	Clear Coated	Clear Coated	Clear Coated
Inner Link	Material	Aluminum	Aluminum	Aluminum	Aluminum	Aluminum	Aluminum	Aluminum	Aluminum
	Finish	Anodized	Anodized	Anodized	Anodized	Clear Coated	Clear Coated	Clear Coated	Clear Coated
Chain Guide	Material	Aluminum	Aluminum	Steel	Steel	Steel	Steel	Steel	Steel
	Finish	Nickel Plated	Nickel Plated	Nickel Plated	Nickel Plated	Pearl Bright	Pearl Bright	Pearl Bright	Pearl Bright
Note						*W/Multi Clamp Band		*W/Multi Clamp Band	

Front Derailleur (Road) Specifications

Series	105	105	105	105	Non-Series	Non-Series	Non-Series	Non-Series	
Model No.	FD-5600-B	FD-5600-F	FD-5603-B	FD-5603-F	FD-R770-B	FD-R770-F	FD-R773-2B	FD-R773-2F	
Rear Speeds	10	10	10	10	10	10	10	10	
Front SIS	X	X	X	X	X	X	X	X	
Chain Ring	Double	Double	Triple	Triple	Double	Double	Triple	Triple	
Link Type	Conventional	Conventional	Conventional	Conventional	Conventional	Conventional	Conventional	Conventional	
Mount Type	Clamp Band	Brazed-On	Clamp Band	Brazed-On	Clamp Band	Brazed-On	Clamp Band	Brazed-On	
Applicable Chainline	43.5mm	43.5mm	45mm	45mm	43.5mm	43.5mm	45mm	45mm	
Clamp Band Diameter	*(28.6)/31.8/34.9mm	-	*(28.6)/31.8/34.9mm	-	*(28.6)/31.8/34.9mm	-	*(28.6)/31.8/34.9mm	-	
Top Gear Teeth	50-56T	50-56T	50T	50T	50-56T	50-56T	52T	52T	
Capacity	16T	16T	20T	20T	16T	16T	22T	22T	
Chainstay Angle	61-66 Degrees	61-66 Degrees	63-66 Degrees	63-66 Degrees	61-66 Degrees	61-66 Degrees	63-66 Degrees	63-66 Degrees	
Compatible Adapter	SM-AD11(31.8mm)	-	X	-	X	-	X	-	X
	SM-AD15(34.9mm)	-	X	-	X	-	X	-	X
Front Clamp Band	Material	Aluminum	-	Aluminum	-	Aluminum	-	Aluminum	-
	Finish	Clear Coated	-	Clear Coated	-	Clear Coated	-	Clear Coated	-
Rear Clamp Band	Material	Aluminum	Aluminum	Aluminum	Aluminum	Aluminum	Aluminum	Aluminum	
	Finish	Clear Coated	Clear Coated	Clear Coated	Clear Coated	Clear Coated	Clear Coated	Clear Coated	
Outer Link	Material	Aluminum	Aluminum	Aluminum	Aluminum	Aluminum	Aluminum	Aluminum	
	Finish	Clear Coated	Clear Coated	Clear Coated	Clear Coated	Clear Coated	Clear Coated	Clear Coated	
Inner Link	Material	Aluminum	Aluminum	Aluminum	Aluminum	Aluminum	Aluminum	Aluminum	
	Finish	Clear Coated	Clear Coated	Clear Coated	Clear Coated	Clear Coated	Clear Coated	Clear Coated	
Chain Guide	Material	Steel	Steel	Steel	Steel	Steel	Steel	Steel	
	Finish	Chrome Plated	Chrome Plated	Chrome Plated	Chrome Plated	Chrome Plated	Chrome Plated	Chrome Plated	
Note	*W/Multi Clamp Band		*W/Multi Clamp Band		*W/Multi Clamp Band / For flat handlebar shifter ST-R770.	For flat handlebar shifter ST-R770.	*W/Multi Clamp Band / For flat handlebar shifter ST-R770.	For flat handlebar shifter ST-R770.	

Front Derailleur (Road) Specifications

Series	Non-Series	Non-Series	Non-Series	Non-Series	Non-Series	Non-Series	Non-Series	Non-Series	
Model No.	FD-R773-0B	FD-R773-0F	FD-R440-B	FD-R440-F	FD-R440-LB	FD-R440-LF	FD-R443-B	FD-R443-F	
Rear Speeds	10	10	9	9	9	9	9	9	
Front SIS	X	X	X	X	X	X	X	X	
Chain Ring	Triple	Triple	Double	Double	Double	Double	Triple	Triple	
Link Type	Conventional	Conventional	Conventional	Conventional	Conventional	Conventional	Conventional	Conventional	
Mount Type	Clamp Band	Brazed-On	Clamp Band	Brazed-On	Clamp Band	Brazed-On	Clamp Band	Brazed-On	
Applicable Chainline	45mm	45mm	43.5mm	43.5mm	43.5mm	43.5mm	45mm	45mm	
Clamp Band Diameter	*(28.6)/31.8/34.9mm	-	28.6/31.8mm	-	28.6/31.8mm	-	28.6/31.8mm	-	
Top Gear Teeth	50T	50T	50-56T	50-56T	50-56T	50-56T	52T	52T	
Capacity	20T	20T	16T	16T	16T	16T	22T	22T	
Chainstay Angle	63-66 Degrees	63-66 Degrees	61-66 Degrees	61-66 Degrees	61-66 Degrees	61-66 Degrees	63-66 Degrees	63-66 Degrees	
Compatible Adapter	SM-AD11(31.8mm)	-	X	-	X	-	X	-	X
	SM-AD15(34.9mm)	-	X	-	X	-	X	-	-
Front Clamp Band	Material	Aluminum	-	Aluminum	Aluminum	Aluminum	Aluminum	Aluminum	Aluminum
	Finish	Clear Coated	-	Barrel	Barrel	Painted	Painted	Barrel	Barrel
Rear Clamp Band	Material	Aluminum	Aluminum	Aluminum	-	Aluminum	-	Aluminum	-
	Finish	Clear Coated	Clear Coated	Barrel	-	Painted	-	Barrel	-
Outer Link	Material	Aluminum	Aluminum	Aluminum	Aluminum	Aluminum	Aluminum	Aluminum	Aluminum
	Finish	Clear Coated	Clear Coated	Barrel	Barrel	Painted	Painted	Barrel	Barrel
Inner Link	Material	Aluminum	Aluminum	Aluminum	Aluminum	Aluminum	Aluminum	Aluminum	Aluminum
	Finish	Clear Coated	Clear Coated	Barrel	Barrel	Barrel	Barrel	Barrel	Barrel
Chain Guide	Material	Steel	Steel	Steel	Steel	Steel	Steel	Steel	Steel
	Finish	Chrome Plated	Chrome Plated	Chrome Plated	Chrome Plated	Chrome Plated	Chrome Plated	Chrome Plated	Chrome Plated
Note	*W/Multi Clamp Band / For flat handlebar shifter ST-R770.	For flat handlebar shifter ST-R770.	Designed to work with flat handlebar shifter SL-R660/R440.	Designed to work with flat handlebar shifter SL-R660/R440.	Designed to work with flat handlebar shifter SL-R660/R440.	Black Version	Designed to work with flat handlebar shifter SL-R660/R440.	Designed to work with flat handlebar shifter SL-R660/R440.	

Front Derailleur (Road) Specifications

Series	Non-Series	Non-Series	Non-Series	Non-Series	TIAGRA	TIAGRA	TIAGRA	TIAGRA	
Model No.	FD-R443-LB	FD-R443-LF	FD-R453-B	FD-R453-F	FD-4500-B	FD-4500-F	FD-4503-B	FD-4503-F	
Rear Speeds	9	9	9	9	9	9	9	9	
Front SIS	X	X	X	X	X	X	X	X	
Chain Ring	Triple	Triple	Triple	Triple	Double	Double	Triple	Triple	
Link Type	Conventional	Conventional	Conventional	Conventional	Conventional	Conventional	Conventional	Conventional	
Mount Type	Clamp Band	Brazed-On	Clamp Band	Brazed-On	Clamp Band	Brazed-on	Clamp Band	Brazed-on	
Applicable Chainline	45mm	45mm	45mm	45mm	43.5mm	43.5mm	45mm	45mm	
Clamp Band Diameter	28.6/31.8mm	-	*(28.6)/31.8 34.9mm	-	*(28.6)/31.8 34.9mm	-	*(28.6)/31.8 34.9mm	-	
Top Gear Teeth	52T	52T	50T	50T	50-56T	50-56T	50T	50T	
Capacity	22T	22T	20T	20T	16T	16T	20T	20T	
Chainstay Angle	63-66 Degrees	63-66 Degrees	63-66 Degrees	63-66 Degrees	61-66 Degrees	61-66 Degrees	63-66 Degrees	63-66 Degrees	
Compatible Adapter	SM-AD11(31.8mm)	-	X	-	X	-	X	-	X
	SM-AD15(34.9mm)	-	-	-	X	-	X	-	X
Front Clamp Band	Material	Aluminum	Aluminum	Aluminum	Aluminum	Aluminum	Aluminum	Aluminum	Aluminum
	Finish	Painted	Painted	Clear Coated	Clear Coated	Clear Coated	Clear Coated	Clear Coated	Clear Coated
Rear Clamp Band	Material	Aluminum	-	Aluminum	-	Aluminum	-	Aluminum	-
	Finish	Painted	-	Clear Coated	-	Clear Coated	-	Clear Coated	-
Outer Link	Material	Aluminum	Aluminum	Aluminum	Aluminum	Aluminum	Aluminum	Aluminum	Aluminum
	Finish	Painted	Painted	Clear Coated	Clear Coated	Clear Coated	Clear Coated	Clear Coated	Clear Coated
Inner Link	Material	Aluminum	Aluminum	Zinc	Zinc	Zinc	Zinc	Zinc	Zinc
	Finish	Barrel	Painted	Plated	Plated	Plated	Plated	Plated	Plated
Chain Guide	Material	Steel	Steel	Steel	Steel	Steel	Steel	Steel	
	Finish	Chrome Plated	Chrome Plated	Pearl Bright Plated	Pearl Bright Plated	Pearl Bright Plated	Pearl Bright Plated	Pearl Bright Plated	Pearl Bright Plated
Note	Designed to work with flat handlebar shifter SL-R660/R440. Black Version		*W/Multi Clamp Band		*W/Multi Clamp Band		*W/Multi Clamp Band		

Front Derailleur (Road) Specifications

Series	Non-Series	Non-Series	Non-Series	Non-Series	Non-Series	Non-Series	Non-Series	Non-Series	
Model No.	FD-R440A-B	FD-R440A-F	FD-R440A-LB	FD-R440A-LF	FD-R443A-B	FD-R443A-F	FD-R443A-LB	FD-R443A-LF	
Rear Speeds	8	8	8	8	8	8	8	8	
Front SIS	X	X	X	X	X	X	X	X	
Chain Ring	Double	Double	Double	Double	Triple	Triple	Triple	Triple	
Link Type	Conventional	Conventional	Conventional	Conventional	Conventional	Conventional	Conventional	Conventional	
Mount Type	Clamp Band	Brazed-On	Clamp Band	Brazed-On	Clamp Band	Brazed-On	Clamp Band	Brazed-On	
Applicable Chainline	43.5mm	43.5mm	43.5mm	43.5mm	45mm	45mm	45mm	45mm	
Clamp Band Diameter	28.6/31.8mm	-	28.6/31.8mm	-	28.6/31.8mm	-	28.6/31.8mm	-	
Top Gear Teeth	50-53T	50-53T	50-53T	50-53T	52T	52T	52T	52T	
Capacity	16T	16T	16T	16T	22T	22T	22T	22T	
Chainstay Angle	61-66 Degrees	61-66 Degrees	61-66 Degrees	61-66 Degrees	63-66 Degrees	63-66 Degrees	63-66 Degrees	63-66 Degrees	
Compatible Adapter	SM-AD11(31.8mm)	-	X	-	X	-	X	-	X
	SM-AD15(34.9mm)	-	-	-	-	-	X	-	X
Front Clamp Band	Material	Aluminum	Aluminum	Aluminum	Aluminum	Aluminum	Aluminum	Aluminum	Aluminum
	Finish	Barrel	Barrel	Painted	Painted	Barrel	Barrel	Painted	Painted
Rear Clamp Band	Material	Aluminum	-	Aluminum	-	Aluminum	-	Aluminum	-
	Finish	Barrel	-	Painted	-	Barrel	-	Painted	-
Outer Link	Material	Aluminum	Aluminum	Aluminum	Aluminum	Aluminum	Aluminum	Aluminum	Aluminum
	Finish	Barrel	Barrel	Painted	Barrel	Barrel	Barrel	Painted	Painted
Inner Link	Material	Aluminum	Aluminum	Aluminum	Aluminum	Aluminum	Aluminum	Aluminum	Aluminum
	Finish	Barrel	Barrel	Barrel	Barrel	Barrel	Barrel	Barrel	Barrel
Chain Guide	Material	Steel	Steel	Steel	Steel	Steel	Steel	Steel	Steel
	Finish	Chrome Plated	Chrome Plated	Chrome Plated	Chrome Plated	Chrome Plated	Chrome Plated	Chrome Plated	Chrome Plated
Note	Designed to work with Flat handlebar shifter SL-R440/ST-R220.		Designed to work with Flat handlebar shifter SL-R440/ST-R220. Black Version		Designed to work with Flat handlebar shifter SL-R440/ST-R223.		Designed to work with Flat handlebar shifter SL-R440/ST-R223. Black Version		

Front Derailleur (Road) Specifications

Series	SORA	SORA	SORA	SORA	SORA	SORA	SORA	SORA	2200	
Model No.	FD-3300-B	FD-3300-F	FD-3300-AB	FD-3300-AF	FD-3304-B	FD-3304-F	FD-3304-AB	FD-3304-AF	FD-2200-B	
Rear Speeds	8	8	8	8	8	8	8	8	8	
Front SIS	X	X	X	X	X	X	X	X	X	
Chain Ring	Double	Double	Double	Double	Triple	Triple	Triple	Triple	Double	
Link Type	Conventional	Conventional	Conventional	Conventional	Conventional	Conventional	Conventional	Conventional	Conventional	
Mount Type	Clamp Band	Brazed-on	Clamp Band	Brazed-on	Clamp Band	Brazed-On	Clamp Band	Brazed-On	Clamp Band	
Applicable Chainline	43.5mm	43.5mm	43.5mm	43.5mm	45mm	45mm	45mm	45mm	43.5mm	
Clamp Band Diameter	28.6/31.8mm	-	28.6/31.8mm	-	28.6/31.8mm	-	28.6/31.8mm	-	28.6/31.8mm	
Top Gear Teeth	50-53T	50-53T	50-53T	50-53T	52T	52T	52T	52T	50-53T	
Capacity	16T	16T	16T	16T	22T	22T	22T	22T	16T	
Chainstay Angle	61-66 Degrees	61-66 Degrees	61-66 Degrees	61-66 Degrees	63-66 Degrees	63-66 Degrees	63-66 Degrees	63-66 Degrees	61-66 Degrees	
Compatible Adapter	SM-AD11(31.8mm)	-	X	-	X	-	X	-	X	-
	SM-AD15(34.9mm)	-	X	-	X	-	-	-	-	-
Front Clamp Band	Material	Aluminum	Aluminum	Aluminum	Aluminum	Aluminum	Aluminum	Aluminum	Aluminum	Aluminum
	Finish	Barrel	Barrel	Painted	Painted	Barrel	Barrel	Painted	Painted	Painted
Rear Clamp Band	Material	Steel	-	Steel	-	Aluminum	-	Aluminum	-	Steel
	Finish	Pearl Plated	-	Painted	-	Pearl Plated	-	Painted	-	Painted
Outer Link	Material	Aluminum	Aluminum	Aluminum	Aluminum	Aluminum	Aluminum	Aluminum	Aluminum	Aluminum
	Finish	Barrel	Barrel	Painted	Painted	Barrel	Barrel	Painted	Painted	Painted
Inner Link	Material	Zinc	Zinc	Zinc	Zinc	Zinc	Zinc	Zinc	Zinc	Steel
	Finish	Pearl Plated	Pearl Plated	Pearl Plated	Pearl Plated	Pearl Plated	Pearl Plated	Pearl Plated	Pearl Plated	Painted
Chain Guide	Material	Steel	Steel	Steel	Steel	Steel	Steel	Steel	Steel	Steel
	Finish	Chrome Plated	Chrome Plated	Chrome Plated	Chrome Plated	Chrome Plated	Chrome Plated	Chrome Plated	Chrome Plated	Chrome Plated
Note			Silver Painted	Silver Painted			Silver Painted	Silver Painted	For ST-R500, ST-3300/3304	

Front Derailleur (Road) Specifications

Series		2200	2200	2200	A050
Model No.		FD-2200-F	FD-2203-B	FD-2203-F	FD-A050
Rear Speeds		8	8	8	7
Front SIS		X	X	X	-
Chain Ring		Double	Triple	Triple	Double
Link Type		Conventional	Conventional	Conventional	Conventional
Mount Type		Brazed-on	Clamp Band	Brazed-On	Clamp Band
Applicable Chainline		43.5mm	45mm	45mm	43.5mm
Clamp Band Diameter		-	28.6/31.8mm	-	28.6/31.8mm
Top Gear Teeth		50-53T	52T	52T	53T
Capacity		16T	22T	22T	16T
Chainstay Angle		61-66 Degrees	63-66 Degrees	63-66 Degrees	61-66 Degrees
Compatible Adapter	SM-AD11(31.8mm)	X	-	X	-
	SM-AD15(34.9mm)	X	-	-	-
Front Clamp Band	Material	Aluminum	Aluminum	Aluminum	Steel
	Finish	Painted	Painted	Painted	Zinc Plated
Rear Clamp Band	Material	-	Steel	-	Steel
	Finish	-	Painted	-	Zinc Plated
Outer Link	Material	Aluminum	Aluminum	Aluminum	Steel+Resin
	Finish	Painted	Painted	Painted	Zinc Plated
Inner Link	Material	Steel	Steel	Steel	Steel
	Finish	Painted	Painted	Painted	Zinc Plated
Chain Guide	Material	Steel	Steel	Steel	Steel
	Finish	Chrome Plated	Chrome Plated	Chrome Plated	Chrome Plated
Note		For ST-R500, ST-3300/3304	For ST-R500, ST-3300/3304	For ST-R500, ST-3300/3304	

Shift / Brake Lever (Road) Specifications

Series		Dura-Ace	Dura-Ace	Dura-Ace	Dura-Ace	Dura-Ace	Dura-Ace	Ultegra	
Model No.		ST-7801	ST-7803	SL-7800	SL-BS78	SL-7700	SL-BS77	ST-6600	
Lever Type		Dual Control Lever	Dual Control Lever	Down Tube Shifter	Bar end Shifter	Down Tube Shifter	Bar end Shifter	Dual Control Lever	
Shift Lever Specifications	Front	Double	Triple	Double / Triple	Double / Triple	Double / Triple	Double / Triple	Double	
	Rear	10	-	10	10	9	9	10	
	Optical Gear Display Unit		X	-	-	-	-	-	-
	Flight Deck	With Gear Sensor	X	X	-	-	-	-	X
		Without Gear Sensor	-	-	-	-	-	-	-
	Multi-Bearing Construction		2	2	-	-	-	-	1
	Outer Casing	Lever side	SP41	SP41	-	SP41	-	SP40	SP41
		RD side	SP41 Sealed	-	SP41 Sealed	SP41 Sealed	SP40 Sealed	SP40 Sealed	SP41 Sealed
	Stainless Cable		X	X	X	X	X	X	X
	Clamp Band		-	-	-	-	-	-	-
Brake Lever Specifications	Reach Adjust	-	-	-	-	-	-	-	
	Clamp Band	23.8mm/ 24.2mm	23.8mm/ 24.2mm	-	-	-	-	23.8mm/ 24.2mm	
	Super SLR	X	X	-	-	-	-	X	
Bracket	Material	Engineering Composite	Engineering Composite	-	-	-	-	Engineering Plastic	
	Finish	Engineering Composite	Engineering Composite	-	-	-	-	Engineering Plastic	
Lever	Material	Aluminum	Aluminum	Aluminum	Aluminum	Aluminum	Aluminum	Aluminum	
	Finish	Anodized	Anodized	Clear Coated	Clear Coated	Clear Coated	Clear Coated	Clear Coated	
Note			Front Lever						

Shift / Brake Lever (Road) Specifications

Series		Ultegra	Ultegra	Non-Series	Non-Series	Non-Series	105	TIAGRA	
Model No.		ST-6603	SL-BS64-8	ST-R700	ST-R600	BL-R600	ST-5600	ST-4500	
Lever Type		Dual Control Lever	Bar end Shifter	Dual Control Lever	Dual Control Lever	Brake Lever	Dual Control Lever	Dual Control Lever	
Shift Lever Specifications	Front	Triple	Double / Triple	Double / Triple	Double / Triple	-	Double / Triple	Double / Triple	
	Rear	-	8	10	9	-	10	9	
	Optical Gear Display Unit		-	-	-	-	-	-	X
	Flight Deck	With Gear Sensor	X	-	X	X	-	X	-
		Without Gear Sensor	-	-	-	-	-	-	-
	Multi-Bearing Construction		1	-	-	-	-	-	-
	Outer Casing	Lever side	SP41	SP40	SP41	SP41	-	SP41	SP41
		RD side	-	SP40 Sealed	SP41 Sealed	SP41 Sealed	-	SP41 Sealed	SP41 Sealed
	Stainless Cable		X	X	X	X	-	X	X
	Clamp Band		-	-	-	-	-	-	-
Brake Lever Specifications	Reach Adjust	-	-	Spacer Use	Spacer Use	-	-	Spacer Use	
	Clamp Band	23.8mm/ 24.2mm	-	23.8mm / 24.2mm	23.8mm/ 24.2mm	23.8mm/ 24.2mm	23.8mm / 24.2 mm	23.8mm / 24.2mm	
	Super SLR	X	-	-	-	X	X	-	
Bracket	Material	Engineering Plastic	-	Engineering Plastic	Engineering Plastic	Aluminum	Engineering Plastic	Engineering Plastic	
	Finish	Engineering Plastic	-	Engineering Plastic	Engineering Plastic	Barrel	Engineering Plastic	Engineering Plastic	
Lever	Material	Aluminum	Aluminum	Aluminum	Aluminum	Aluminum	Aluminum	Aluminum	
	Finish	Clear Coated	Clear Coated	Clear Coated	Clear Coated	Anodized	Clear Coated	Clear Coated	
Note		Front Lever							

Shift / Brake Lever (Road) Specifications

Series		Non-Series	Non-Series	Non-Series	SORA	SORA	SORA	SORA	
Model No.		ST-R500	SL-R400	BL-R400	ST-3300	ST-3300-A	ST-3304	ST-3304-A	
Lever Type		Dual Control Lever	Down Tube Shifter	Brake Lever	Dual Control Lever	Dual Control Lever	Dual Control Lever	Dual Control Lever	
Shift Lever Specifications	Front	Double / Triple	Double / Triple	-	Double	Double	Triple	Triple	
	Rear	8	8	-	8	8	-	-	
	Optical Gear Display Unit		-	-	-	-	-	-	-
	Flight Deck	With Gear Sensor	X	-	-	X	X	X	X
		Without Gear Sensor	-	-	-	-	-	-	-
	Multi-Bearing Construction		-	-	-	-	-	-	-
	Outer Casing	Lever side	SP41	-	-	SP41	SP41	SP41	SP41
		RD side	SP41 Sealed	SP41	-	SP41 Sealed	SP41 Sealed	SP41 Sealed	SP41 Sealed
	Stainless Cable		X	-	-	X	X	X	X
	Clamp Band		-	-	-	-	-	-	-
Brake Lever Specifications	Reach Adjust	-	-	-	Screw Adjust	Screw Adjust	Screw Adjust	Screw Adjust	
	Clamp Band	23.8mm / 24.2mm	-	23.8mm / 24.2mm	23.8mm / 24.2mm	23.8mm / 24.2mm	23.8mm / 24.2mm	23.8mm / 24.2mm	
	Super SLR	X	-	X	-	-	-	-	
Bracket	Material	Engineering Plastic	-	Aluminum	Engineering Plastic	Engineering Plastic	Engineering Plastic	Engineering Plastic	
	Finish	Engineering Plastic	-	Barrel	Engineering Plastic	Engineering Plastic	Engineering Plastic	Engineering Plastic	
Lever	Material	Aluminum	Aluminum	Aluminum	Aluminum	Aluminum	Aluminum	Aluminum	
	Finish	Clear Coated	Barrel	Anodized	Painted	Painted	Painted	Painted	
Note						Silver Painted	Front Lever W/Trim	Front Lever W/Trim Silver Painted	

Shift / Brake Lever (Road) Specifications

Series		2200	2200	Non-Series	Non-Series	A050	A050	Non-Series	
Model No.		ST-2200	ST-2203	ST-3300-7	ST-3304-7	SL-A050-7R	SL-A050-LN	SL-SY20A-6-STEM	
Lever Type		Dual Control Lever	Dual Control Lever	Dual Control Lever	Dual Control Lever	Handle Bar Mount Shifter	Handle Bar Mount Shifter	Stem Mount Shifter	
Shift Lever Specifications	Front	Double	Triple	Double	Triple	-	Double/Friction	Double/Friction	
	Rear	8	-	7	-	7	-	6	
	Optical Gear Display Unit		-	-	-	-	-	-	-
	Flight Deck	With Gear Sensor	-	-	-	-	-	-	-
		Without Gear Sensor	-	-	X	X	-	-	-
	Multi-Bearing Construction		-	-	-	-	-	-	-
	Outer Casing	Lever side	SP40	SP40	SP41	SP41	SIS	SIS	SIS
		RD side	SP40 Sealed	-	SP41 Sealed	SP41 Sealed	SIS	SIS	SIS
	Stainless Cable		X	X	X	X	-	-	-
Clamp Band		-	-	-	-	25.6mm	25.6mm	22.2mm	
Brake Lever Specifications	Reach Adjust	Screw Adjust	Screw Adjust	Screw Adjust	Screw Adjust	-	-	-	
	Clamp Band	23.8mm / 24.2mm	23.8mm / 24.2mm	23.8mm / 24.2mm	23.8mm / 24.2mm	-	-	-	
	Super SLR	-	-	-	-	-	-	-	
Bracket	Material	Engineering Plastic	Engineering Plastic	Engineering Plastic	Engineering Plastic	Steel	Steel	Steel	
	Finish	Engineering Plastic	Engineering Plastic	Engineering Plastic	Engineering Plastic	Zinc Plated	Zinc Plated	Zinc Plated	
Lever	Material	Aluminum	Aluminum	Aluminum	Aluminum	Resin	Resin	Resin+Zinc Cap	
	Finish	Painted	Painted	Painted	Painted	Resin	Resin	Resin+CP(Pearl)	
Note				Shimano Logo	Front Lever W/Trim Shimano Logo				

Shift / Brake Lever (Road) Specifications

Series		Non-Series	Non-Series	Non-Series	Non-Series	Non-Series	Non-Series	
Model No.		SL-SY20A-7-STEM	SL-SY20A-6-D	SL-SY20A-7-D	SL-SY20A-6-D/BAND	SL-SY20A-7-D/BAND	SL-R770	
Lever Type		Stem Mount Shifter	Down Tube Mount Shifter	Down Tube Mount Shifter	Down Tube Mount Shifter	Down Tube Mount Shifter	Rapidfire Plus	
Shift Lever Specifications	Front	Double/Friction	Double/Friction	Double/Friction	Double/Friction	Double/Friction	Double / Triple	
	Rear	7	6	7	6	7	10	
	Optical Gear Display Unit		-	-	-	-	-	Detachable/ Above handlebar
	Flight Deck	With Gear Sensor	-	-	-	-	-	-
		Without Gear Sensor	-	-	-	-	-	-
	Multi-Bearing Construction		-	-	-	-	-	2
	Outer Casing	Lever side	SIS	SIS	SIS	SIS	SIS	SP41
		RD side	SIS	SIS	SIS	SIS	SIS	SP41 Sealed
	Stainless Cable		-	-	-	-	-	X
	Clamp Band		22.2mm	22.2mm	22.2mm	28.6mm	28.6mm	22.2mm
Brake Lever Specifications	Reach Adjust	-	-	-	-	-	-	
	Clamp Band	-	-	-	-	-	-	
	Super SLR	-	-	-	-	-	-	
Bracket	Material	Steel	Steel	Steel	Steel	Steel	Aluminum	
	Finish	Zinc Plated	Zinc Plated	Zinc Plated	Zinc Plated	Zinc Plated	Clear Coated	
Lever	Material	Resin+Zinc Cap	Resin+Zinc Cap	Resin+Zinc Cap	Resin+Zinc Cap	Resin+Zinc Cap	Aluminum	
	Finish	Resin+CP(Pearl)	Resin+CP(Pearl)	Resin+CP(Pearl)	Resin+CP(Pearl)	Resin+CP(Pearl)	Clear Coated	
Note			Brazed On Type	Brazed On Type	Band Type	Band Type	For flat handlebar.	

Shift / Brake Lever (Road) Specifications

Series		Non-Series	Non-Series	Non-Series	Non-Series	Non-Series	Non-Series	Non-Series	
Model No.		SL-R660	BL-R770	BL-R550-S	BL-R550-L	SL-R440	SL-R440-L	SL-R440-8	
Lever Type		Rapidfire Plus	Brake Lever	Brake Lever	Brake Lever	Rapidfire Plus	Rapidfire Plus	Rapidfire Plus	
Shift Lever Specifications	Front	Double / Triple	-	-	-	Double / Triple	Double / Triple	Double / Triple	
	Rear	9	-	-	-	9	9	8	
	Optical Gear Display Unit		Detachable/ Above handlebar	-	-	-	Detachable/ Above handlebar	Detachable/ Above handlebar	Detachable/ Above handlebar
	Flight Deck	With Gear Sensor	-	-	-	-	-	-	-
		Without Gear Sensor	*1	-	-	-	*1	*1	*1
	Multi-Bearing Construction		2	-	-	-	-	-	-
	Outer Casing	Lever side	SP41	-	-	-	SP41	SP41	SP41
		RD side	SP41 Sealed	-	-	-	SP41 Sealed	SP41 Sealed	SP41 Sealed
	Stainless Cable		X	-	-	-	X	X	X
	Clamp Band		22.2mm	-	-	-	22.2mm	22.2mm	22.2mm
Brake Lever Specifications	Reach Adjust	-	Screw Adjust	Screw Adjust	Screw Adjust	-	-	-	
	Clamp Band	-	22.2mm	22.2mm	22.2mm	-	-	-	
	Super SLR	-	-	-	-	-	-	-	
Bracket	Material	Aluminum	Aluminum	Aluminum	Aluminum	Aluminum	Aluminum	Aluminum	
	Finish	Clear Coated	Clear Coated	Painted	Painted	Painted	Painted	Painted	
Lever	Material	Aluminum+Resin	Aluminum	Aluminum	Aluminum	Steel+Resin	Steel+Resin	Steel	
	Finish	Clear Coated	Anodized	Anodized	Anodized	Black Plated	Black Plated	Black Plated	
Note		For flat handlebar.*1 SM-6500/6501-M available. Left:SL-R661	For Caliper/Canti/Roller/ Road disc brake (BR-R505)	Silver Version For Caliper/Canti/Roller/ Road disc brake (BR-R505)	Black Version For Caliper/Canti/Roller/ Road disc brake (BR-R505)	For flat handlebar.*1 SM-6500/6501-M available. Left:SL-R441	For flat handlebar.*1 SM-6500/6501-M available. Black Version Left:SL-R441-L	For flat handlebar.*1 SM-6500/6501-M available. Left:SL-R441	

Shift / Brake Lever (Road) Specifications

Series		Non-Series	Non-Series	Non-Series	Non-Series	Non-Series	
Model No.		SL-R440-8-L	ST-R221	ST-R221-L	ST-R225	ST-R225-L	
Lever Type		Rapidfire Plus	EZ-fire Plus	EZ-fire Plus	EZ-fire Plus	EZ-fire Plus	
Shift Lever Specifications	Front	Double / Triple	Double	Double	Triple	Triple	
	Rear	8	8	8	-	-	
	Optical Gear Display Unit		Detachable/ Above handlebar	Dial type	Dial type	Dial type	Dial type
	Flight Deck	With Gear Sensor	-	-	-	-	-
		Without Gear Sensor	*1	-	-	-	-
	Multi-Bearing Construction		-	-	-	-	-
	Outer Casing	Lever side	SP41	SP40	SP40	SP40	SP40
		RD side	SP41 Sealed	SP40	SP40	SP40	SP40
	Stainless Cable		X	-	-	-	-
	Clamp Band		22.2mm	-	-	-	-
Brake Lever Specifications	Reach Adjust	-	x	x	x	x	
	Clamp Band	-	22.2mm	22.2mm	22.2mm	22.2mm	
	Super SLR	-	-	-	-	-	
Bracket	Material	Aluminum	Aluminum	Aluminum	Aluminum	Aluminum	
	Finish	Painted	Painted	Painted	Painted	Painted	
Lever	Material	Steel	SL:Steel+Resin BL:Aluminum	SL:Steel+Resin BL:Aluminum	SL:Steel+Resin BL:Aluminum	SL:Steel+Resin BL:Aluminum	
	Finish	Black Plated	SL:Black Plated BL:Anodized	SL:Black Plated BL:Anodized	SL:Black Plated BL:Anodized	SL:Black Plated BL:Anodized	
Note		For flat handlebar.*1 SM-6500/6501-M available. Black Version Left:SL-R441-L		Black Version	Front Lever W/Trim	Front Lever W/Trim Black Version	
			For flat handlebar.	For flat handlebar.	For flat handlebar.	For flat handlebar.	
Same style as R220/224 Caliper/Canti/Roller/V-brake							








Brake (Road) Specifications

Series		Dura-Ace	Ultegra	Non-Series	105	Non-Series
Model No.		BR-7800	BR-6600	BR-R600	BR-5600	BR-R560
Type		Super SLR Dual Pivot	Super SLR Dual Pivot	Super SLR Dual Pivot	Super SLR Dual Pivot	Super SLR Dual Pivot
Reach		49mm	49mm	57mm	49mm	49mm
Brake Shoe	Standard	R55C2	R55C2	R55C+1	R55C2	R55C2
	Optional Choice	R55C+1 R55C for carbon rim R55C for ceramic rim	R55C for carbon rim R55C for ceramic rim	R55C for carbon rim R55C for ceramic rim	-	-
Assembly Pivot Nut (mm)		10.5 / 12.5 / 18.0 / 25.0	10.5 / 12.5 / 18.0 / 25.0	10.5 / 18.0	10.5 / 12.5 / 18.0 / 25.0	10.5 / 12.5 / 18.0 / 25.0
Cartridge Shoe Holder		X	X	X	X	X
Tire Guide Bumpers		X	X	X	-	-
QR		X	X	X	X	X
Shoe Angle Adjusting		X	X	-	X	X
Spring Tension Adjusting		X	X	-	-	-
Cartridge Shoe Holder	Material	Aluminum	Aluminum	Aluminum	Aluminum	Aluminum
	Finish	Anodized	Painted	Painted	Painted	Painted
C-arm	Material	Aluminum	Aluminum	Aluminum	Aluminum	Aluminum
	Finish	Anodized	Anodized	Anodized	Anodized	Anodized
Y-arm	Material	Aluminum	Aluminum	Aluminum	Aluminum	Aluminum
	Finish	Anodized	Anodized	Anodized	Anodized	Anodized
Gate	Material	Aluminum	Aluminum	Aluminum	Aluminum	Aluminum
	Finish	Anodized	Anodized	Anodized	Anodized	Anodized
QR	Material	Aluminum	Aluminum	Aluminum	Zinc	Zinc
	Finish	Plated	Painted	Painted	Pearl Bright Plated	Pearl Bright Plated
Titanium Cable Fixing Bolt		X	-	-	-	-
Note						Silver


Brake (Road) Specifications

Series		Non-Series	Non-Series	Non-Series	TIAGRA	SORA	SORA
Model No.		BR-A550-57	BR-R505	BR-R550	BR-4500	BR-3300	BR-3300-A
Type		Super SLR Dual Pivot	Disc-brake	Canti-brake	Super SLR Dual Pivot	Super SLR Dual Pivot	Super SLR Dual Pivot
Reach		57mm	-	49mm	49mm	49mm	49mm
Brake Shoe	Standard	R50T	M06 Metal	S70C(severe condition)	R50T2	R50T	R50T
	Optional Choice	M50T	-	M70R2(severe condition) M70CT4(severe condition)	-	M50T	M50T
Assembly Pivot Nut (mm)		10.5 / 12.5 / 18.0	-	16 / 25	10.5 / 12.5 / 18.0 / 25.0	10.5 / 12.5 / 18.0 / 25.0	10.5 / 12.5 / 18.0 / 25.0
Cartridge Shoe Holder		-	-	X	-	-	-
Tire Guide Bumpers		-	-	-	-	-	-
QR		X	-	-	X	X	X
Shoe Angle Adjusting		-	-	X	X	-	-
Spring Tension Adjusting		-	-	X	-	-	-
Cartridge Shoe Holder	Material	-	-	Aluminum	-	-	-
	Finish	-	-	Painted	-	-	-
C-arm	Material	Aluminum	-	-	Aluminum	Aluminum	Aluminum
	Finish	Anodized	-	-	Anodized	Barrel	Painted
Y-arm	Material	Aluminum	-	-	Aluminum	Aluminum	Aluminum
	Finish	Anodized	-	-	Anodized	Barrel	Painted
Gate	Material	Aluminum	-	-	Aluminum	Aluminum	Aluminum
	Finish	Anodized	-	-	Anodized	Barrel	Painted
QR	Material	Zinc	-	-	Zinc	Steel	Steel
	Finish	Pearl Bright Plated	-	-	Pearl Bright Plated	Pearl Plated	Pearl Plated
Titanium Cable Fixing Bolt		-	-	-	-	-	-
Note		Shimano Logo Available	*Please refer to Disc BR(caliper) Page				Silver Painted

Front Chainwheel (Road) Specifications

Series		Dura-Ace	Dura-Ace	Dura-Ace(Track)	Ultegra	Ultegra	Non-Series	105
Model No.		FC-7800	FC-7803	FC-7710	FC-6600	FC-6603	FC-R700	FC-5600
Rear Speeds		10	10	Single	10	10	10	10
Chainring Combination		53-42T 52-39T 53-39T 50-39T 54-42T 55-42T 56-44T	52-39-30T	45T>>55T (1/2"X1/8") 45T>>55T (1/2"X3/32")	52-39T 53-39T	52-39-30T	50-34T	52-39T 53-39T 50-39T
PCD		130mm	130mm/92mm	144mm	130mm	130mm/74mm	110mm	130mm
Splined Crank		X	X	X	X	X	X	X
Crank Arm Length		160.0mm	-	-	-	-	-	-
		162.5mm	-	-	-	-	-	-
		165mm	X	X	X	X	X	X
		167.5mm	X	X	X	-	-	-
		170mm	X	X	X	X	X	X
		172.5mm	X	X	X	X	X	X
		175mm	X	X	X	X	X	X
		177.5mm	X	X	-	-	-	-
180mm	X	X	-	-	-	-		
Chain		Super Narrow HG for 10-speed	Super Narrow HG for 10-speed	1/2"X1/8" 1/2"X3/32"	Super Narrow HG for 10-speed	Super Narrow HG for 10-speed	Super Narrow HG for 10-speed	Super Narrow HG for 10-speed
Bottom Bracket	Model No.		SM-FC7800	SM-FC7800	BB-7710 / 7700	Included*	Included*	Included*
	Chain Line	43.5mm	X	-	109.5	X	-	X
		45mm	-	X	-	-	X	-
Optional Chain Guard		-	-	-	-	-	-	-
Hollowtech Crank Arm		X 	X 	X 	X 	X 	X 	X 
One Key Release		-	-	X	-	-	-	-
Crank Arm	Material	Aluminum	Aluminum	Aluminum	Aluminum	Aluminum	Aluminum	Aluminum
	Finish	Anodized	Anodized	Anodized	Anodized	Anodized	Anodized	Anodized
Top Gear	Material	Aluminum	Aluminum	Aluminum	Aluminum	Aluminum	Aluminum	Aluminum
	Finish	Anodized	Anodized	Nickel Plated	Anodized	Anodized	Anodized	Anodized
Middle Gear	Material	-	Aluminum	-	-	Aluminum	-	-
	Finish	-	Anodized	-	-	Anodized	-	-
Low Gear	Material	Aluminum	Aluminum	-	Aluminum	Aluminum	Aluminum	Aluminum
	Finish	Anodized	Anodized	-	Anodized	Anodized	Anodized	Anodized
Note				CL=42.5mm	*Individual package (SM-FC6600) is available for after market.	*Individual package (SM-FC6600) is available for after market.	*Individual package (SM-FC6600) is available for after market. Shimano Logo	*Individual package Only

Front Chainwheel (Road) Specifications

Series		105	Non-Series	Non-Series	Non-Series	TIAGRA	TIAGRA	TIAGRA	Non-Series
Model No.		FC-5603	FC-R600	FC-R550	FC-R553	FC-4500	FC-4503	FC-4550	FC-4550-S
Rear Speeds		10	10	10	10	9	9	9	9
Chainring Combination		50-39-30T	50-34T	52-39T 53-39T 50-39T	50-39-30T	52-39T	50-39-30T	50-34T	50-34T
PCD		130mm/74mm	110mm	130mm	130mm/74mm	130mm	130mm/74mm	110mm	110mm
Splined Crank		X	X	X	X	X	X	X	X
Crank Arm Length	160.0mm	-	-	-	-	-	-	-	-
	162.5mm	-	-	-	-	-	-	-	-
	165mm	X	X	X	X	X	X	X	X
	167.5mm	-	-	-	-	-	-	-	-
	170mm	X	X	X	X	X	X	X	X
	172.5mm	X	X	X	X	-	-	-	-
	175mm	X	X	X	X	X	X	X	X
	177.5mm	-	-	-	-	-	-	-	-
180mm	-	-	-	-	-	-	-	-	
Chain		Super Narrow HG for 10-speed	Super Narrow HG for 10-speed	Super Narrow HG for 10-speed	Super Narrow HG for 10-speed	Super Narrow HG for 9-speed	Super Narrow HG for 9-speed	Super Narrow HG for 9-speed	Super Narrow HG for 9-speed
Bottom Bracket	Model No.	Included*	Included*	Included*	Included*	Included*	Included*	Included*	Included*
	Chain Line								
	43.5mm	-	X	X	-	X	-	X	X
	45mm	X	-	-	X	-	X	-	-
Optional Chain Guard		-	-	-	-	-	-	-	-
Hollowtech Crank Arm		X 	-	-	-	-	-	-	-
One Key Release		-	-	-	-	-	-	-	-
Crank Arm	Material	Aluminum	Aluminum	Aluminum	Aluminum	Aluminum	Aluminum	Aluminum	Aluminum
	Finish	Anodized	Anodized	Anodized	Anodized	Anodized	Anodized	Anodized	Anodized
Top Gear	Material	Aluminum	Aluminum	Aluminum	Aluminum	Aluminum	Aluminum	Aluminum	Aluminum
	Finish	Anodized	Anodized	Anodized	Anodized	Anodized	Anodized	Anodized	Anodized
Middle Gear	Material	Aluminum	-	-	Aluminum	-	Aluminum	-	-
	Finish	Anodized	-	-	Anodized	-	Anodized	-	-
Low Gear	Material	Aluminum	Aluminum	Aluminum	Aluminum	Aluminum	Steel	Aluminum	Aluminum
	Finish	Anodized	Anodized	Anodized	Anodized	Anodized	Plated	Anodized	Anodized
Note		*Individual package (SM-FC5600) is available for after market.	*Individual package (SM-FC4500) is available for after market. Shimano Logo	*Individual package (SM-FC4500) is available for after market.	*Individual package (SM-FC4500) is available for after market.	*Individual package (SM-FC4500) is available for after market.	*Individual package (SM-FC4500) is available for after market.	*Individual package (SM-FC4500) is available for after market. TIAGRA Logo and TIAGRA Color	*Individual package (SM-FC4500) is available for after market. Shimano Logo and Silver Anodized

Front Chainwheel (Road) Specifications

Series		SORA	SORA	SORA	SORA	SORA	SORA	2200	2200	A050	
Model No.		FC-3301	FC-3301-A	FC-3304	FC-3304-A	FC-3300	FC-3303	FC-2200	FC-2203	FC-A050	
Rear Speeds		8	8	8	8	8	8	8	8	7/8	
Chainring Combination		52-39T	52-39T	52-42-30T	52-42-30T	52-39T	52-42-30T	52-39T	52-42-30T	52-39T	
		50-39T	50-39T			50-39T		50-39T		50-39T	
PCD		130mm	130mm	130mm/74mm	130mm/74mm	130mm	130mm/74mm	130mm	130mm/74mm	130mm	
Splined Crank		X	X	X	X	-	-	-	-	-	
Crank Arm Length		160.0mm	-	-	-	-	-	-	-	X	
		162.5mm	-	-	-	-	-	-	-	-	
		165mm	X	X	X	X	X	X	X	X	-
		167.5mm	-	-	-	-	-	-	-	-	-
		170mm	X	X	X	X	X	X	X	X	X
		172.5mm	-	-	-	-	-	-	-	-	-
		175mm	X	X	X	X	X	X	X	X	-
		177.5mm	-	-	-	-	-	-	-	-	-
180mm		-	-	-	-	-	-	-	-	-	
Chain		HG	HG	HG	HG	HG	HG	HG	HG	HG	
Bottom Bracket	Model No.		BB-ES30	BB-ES30	BB-ES30	BB-ES30	BB-UN40	BB-UN40	BB-UN26	BB-UN26	BB-UN26
	Chain Line	43.5mm	113mm	113mm	-	-	MM110	-	MM110	-	MM110
		45mm	-	-	118mm	118mm	-	LL113	-	LL113	-
Optional Chain Guard		X	X	X	X	X	X	X	X	X	
Hollowtech Crank Arm		-	-	-	-	-	-	-	-	-	
One Key Release		-	-	-	-	-	-	-	-	-	
Crank Arm	Material	Aluminum	Aluminum	Aluminum	Aluminum	Aluminum	Aluminum	Aluminum	Aluminum	Aluminum	
	Finish	Polished	Painted	Polished	Painted	Polished	Polished	Painted	Painted	Polished	
Top Gear	Material	Steel	Steel	Steel	Steel	Steel	Steel	Steel	Steel	Steel	
	Finish	Plated	Plated	Plated	Plated	Pearl Plated	Pearl Plated	Painted	Painted	Painted	
Middle Gear	Material	-	-	Steel	Steel	-	Steel	-	Steel	-	
	Finish	-	-	Plated	Plated	-	Pearl Plated	-	Painted	-	
Low Gear	Material	Steel	Steel	Steel	Steel	Steel	Steel	Steel	Steel	Steel	
	Finish	Plated	Plated	Plated	Plated	Pearl Plated	Pearl Plated	Painted	Painted	Painted	
Note			Silver Painted		Silver Painted						

Bottom Bracket (Road) Specifications

Series Name				Dura-Ace	Dura-Ace	Dura-Ace(Track)	Dura-Ace	Ultegra	105
Model No.				SM-FC7800	BB-7700	BB-7710	BB-7703	SM-FC6600	SM-FC5600
Applicable Front Chainwheel				FC-7800/7803	FC-7710	FC-7710	FC-7703	FC-6600/6603/R700	FC-5600/5603
Hollow Pipe				X	X	X	X	X	X
Cartridge Type				-	-	X	X	-	-
Splined Crank Arm Mounts				X	X	X	X	X	X
Axle Length	Hollowtech II Construction	68mm	(BC1.37)	X	-	-	-	X	X
		70mm	(M36)	X	-	-	-	X	X
	109.5 mm	68mm	(BC1.37)	-	X	X	-	-	-
		70mm	(M36)	-	X	-	-	-	-
	118.5 mm	68mm	(BC1.37)	-	-	-	X	-	-
		70mm	(M36)	-	-	-	X	-	-
	113 mm	68mm	(BC1.37)	-	-	-	-	-	-
		70mm	(M36)	-	-	-	-	-	-
	118 mm	68mm	(BC1.37)	-	-	-	-	-	-
		70mm	(M36)	-	-	-	-	-	-
	MM107	68mm	(BC1.37)	-	-	-	-	-	-
		70mm	(M36)	-	-	-	-	-	-
	MM110	68mm	(BC1.37)	-	-	-	-	-	-
		70mm	(M36)	-	-	-	-	-	-
	LL113	68mm	(BC1.37)	-	-	-	-	-	-
		70mm	(M36)	-	-	-	-	-	-
	D-H (115mm)	68mm	(BC1.37)	-	-	-	-	-	-
		70mm	(M36)	-	-	-	-	-	-
	XL118	68mm	(BC1.37)	-	-	-	-	-	-
		70mm	(M36)	-	-	-	-	-	-
D-NL (122.5mm)	68mm	(BC1.37)	-	-	-	-	-	-	
	70mm	(M36)	-	-	-	-	-	-	
Note									

Bottom Bracket (Road) Specifications

Series Name				TIAGRA	105 (Double)	105 (Triple)	TIAGRA (Double)	TIAGRA (Triple)	SORA (Double)
Model No.				SM-FC4500	BB-5500	BB-5500	BB-ES51	BB-ES51	BB-ES30
Applicable Front Chainwheel				FC-4500/4503/4550/R600/R550/R553	FC-5502	FC-5505	FC-4401	FC-4404	FC-3301
Hollow Pipe				X	X	X	X	X	X
Cartridge Type				-	X	X	X	X	X
Splined Crank Arm Mounts				X	X	X	X	X	X
Axle Length	Hollowtech II Construction	68mm	(BC1.37)	X	-	-	-	-	-
		70mm	(M36)	X	-	-	-	-	-
	109.5 mm	68mm	(BC1.37)	-	X	-	-	-	-
		70mm	(M36)	-	X	-	-	-	-
	118.5 mm	68mm	(BC1.37)	-	-	X	-	-	-
		70mm	(M36)	-	-	X	-	-	-
	113 mm	68mm	(BC1.37)	-	-	-	X	-	X
		70mm	(M36)	-	-	-	X	-	X
	118 mm	68mm	(BC1.37)	-	-	-	-	X	-
		70mm	(M36)	-	-	-	-	X	-
	MM107	68mm	(BC1.37)	-	-	-	-	-	-
		70mm	(M36)	-	-	-	-	-	-
	MM110	68mm	(BC1.37)	-	-	-	-	-	-
		70mm	(M36)	-	-	-	-	-	-
	LL113	68mm	(BC1.37)	-	-	-	-	-	-
		70mm	(M36)	-	-	-	-	-	-
	D-H (115mm)	68mm	(BC1.37)	-	-	-	-	-	-
		70mm	(M36)	-	-	-	-	-	-
	XL118	68mm	(BC1.37)	-	-	-	-	-	-
		70mm	(M36)	-	-	-	-	-	-
D-NL (122.5mm)	68mm	(BC1.37)	-	-	-	-	-	-	
	70mm	(M36)	-	-	-	-	-	-	
Note									

Bottom Bracket (Road) Specifications

Series Name				SORA (Triple)	SORA (Double)	SORA (Triple)	2200 (Double)	2200 (Triple)	A050
Model No.				BB-ES30	BB-ES25	BB-ES25	BB-UN26	BB-UN26	BB-UN26
Applicable Front Chainwheel				FC-3304	FC-3301	FC-3304	FC-2200	FC-2203	FC-A050
Hollow Pipe				X	X	X	-	-	-
Cartridge Type				X	X	X	X	X	X
Splined Crank Arm Mounts				X	X	X	-	-	-
Axle Length	Hollowtech II Construction	68mm	(BC1.37)	-	-	-	-	-	-
		70mm	(M36)	-	-	-	-	-	-
	109.5 mm	68mm	(BC1.37)	-	-	-	-	-	-
		70mm	(M36)	-	-	-	-	-	-
	118.5 mm	68mm	(BC1.37)	-	-	-	-	-	-
		70mm	(M36)	-	-	-	-	-	-
	113 mm	68mm	(BC1.37)	-	X	-	-	-	-
		70mm	(M36)	-	X	-	-	-	-
	118 mm	68mm	(BC1.37)	X	-	X	-	-	-
		70mm	(M36)	X	-	X	-	-	-
	MM107	68mm	(BC1.37)	-	-	-	-	-	-
		70mm	(M36)	-	-	-	-	-	-
	MM110	68mm	(BC1.37)	-	-	-	X	-	X
		70mm	(M36)	-	-	-	X	-	X
	LL113	68mm	(BC1.37)	-	-	-	-	X	-
		70mm	(M36)	-	-	-	-	X	-
	D-H (115mm)	68mm	(BC1.37)	-	-	-	-	-	-
		70mm	(M36)	-	-	-	-	-	-
	XL118	68mm	(BC1.37)	-	-	-	-	-	-
		70mm	(M36)	-	-	-	-	-	-
D-NL (122.5mm)	68mm	(BC1.37)	-	-	-	-	-	-	
	70mm	(M36)	-	-	-	-	-	-	
Note					Option	Option			

Freehub (Road) Specifications

Series		Dura-Ace	Ultegra	105	Non-Series	TIAGRA
Model No.		FH-7801	FH-6600	FH-5600	FH-R505	FH-4500
Spoke Hole	20H	X	-	-	-	-
	24H	X	X	-	-	-
	28H	X	X	-	-	-
	32H	X	X	X	X	X
	36H	X	X	X	X	X
	Aero spoke	24/28H	24H	-	-	-
	Hole PCD	44/45mm	45mm	45mm	45mm	45mm
Freehub Body	Speeds	10	8/9/10	8/9/10	8/9/10	8/9
	11T Compatible	X	X	X	X	X
O.L.D.		130mm	130mm	130mm	135mm	130mm
Flange Distance		56.9	59.2	59.2	57.4mm	57.9
Dish		7.9	8.8	8.8	6.7	8.4
Axle	QR Skewer Length	163mm	163mm	163mm	168mm	163mm
	Length	141mm	141mm	141mm	146mm	141mm
	Material	Aluminum	Steel	Steel	Steel	Steel
Seal		Labyrinth and Contact	Labyrinth and Contact	Labyrinth and Contact	Labyrinth and Contact	Labyrinth and Contact
Freehub Body	Material	Aluminum	Steel	Steel	Steel	Steel
Hub Shell	Material	Aluminum	Aluminum	Aluminum	Aluminum	Aluminum
	Finish	Anodized	Anodized	Anodized	Anodized	Anodized
CBN (Cubic Boron Nitride)	Cone Races	X*	X	X	X	X
	Cup Races	X*	-	-	-	-
QR Lever	Material	Aluminum	Aluminum	Aluminum	Aluminum	Aluminum
	Finish	Anodized	Anodized	Anodized	Anodized	Anodized
Note		*Super Finishing			For Disc Brake	

Freehub (Road) Specifications

Series		SORA	SORA	2200	2200
Model No.		FH-3300	FH-3300-B	FH-2200	FH-2200-L
Spoke Hole	20H	-	-	-	-
	24H	-	-	-	-
	28H	-	-	-	-
	32H	X	X	X	X
	36H	X	X	X	X
	Aero spoke	-	-	-	-
	Hole PCD	45mm	45mm	45mm	45mm
Freehub Body	Speeds	8/9	8/9	8/9	8/9
	11T Compatible	X	X	X	X
O.L.D.		130mm	130mm	130mm	130mm
Flange Distance		60.0	60.0	57.9	57.9
Dish		8.7	8.7	8.6	8.6
Axle	QR Skewer Length	163mm	163mm	163mm	163mm
	Length	141mm	141mm	141mm	141mm
	Material	Steel	Steel	Steel	Steel
Seal		Single Contact	Single Contact	Single Contact	Single Contact
Freehub Body	Material	Steel	Steel	Steel	Steel
Hub Shell	Material	Aluminum	Aluminum	Aluminum	Aluminum
	Finish	Machined	Anodized	Machined	Anodized
CBN (Cubic Boron Nitride)	Cone Races	-	-	-	-
	Cup Races	-	-	-	-
QR Lever	Material	Aluminum	Aluminum	Steel	Steel
	Finish	Barrel	Barrel	Chrome Plated	Black Chrome Plated
Note			Black Version with Shimano Logo		

Front Hub (Road) Specifications

Series		Dura-Ace	Dura-Ace(Track)	Dura-Ace	Ultegra
Model No.		HB-7800	HB-7710	HB-7600	HB-6600
Spoke Hole	24H	X	-	-	X
	28H	X	X	X	X
	32H	X	X	X	X
	36H	X	X	X	X
	Aero Spoke	18/24/28/32H	-	-	18H
	Hole PCD	40mm	38mm (Front) 44mm (Rear)	67mm(Front) 67mm(Rear)	38mm
O.L.D.		100mm	100mm(Front) 120mm(Rear)	100mm(Front) 120mm(Rear)	100mm
Flange Distance		74.0	F:74.0 *R(Single Thread):72.5 (Double Thread):67.0	F:72.3 *R(Single Thread):75.5 (Double Thread):65.0	71.6
Axle	QR Skewer Length	133mm	-	-	133mm
	Length	108mm	142mm(M9) (Front) 164mm(M10) (Rear)	142mm(M9) (Front) 164mm(M10) (Rear)	108mm(M9)
	Material	Aluminum	Steel	Steel	Steel
Seal		Labyrinth and Contact	Dust Cap	Dust Cap	Labyrinth and Contact
CBN (Cubic Boron Nitride)	Cone Races	X*	X	X	X
	Cup Races	X*	X	X	-
Hub Shell	Material	Aluminum	Aluminum	Aluminum	Aluminum
	Finish	Anodized	Anodized	Anodized	Anodized
QR Lever	Material	Aluminum	-	-	Aluminum
	Finish	Anodized	-	-	Anodized
Radial Lacing		X	-	-	X
Note		*Super Finishing	*Dishing Distance R(Single Thread):2.75mm (Double Thread):0		

Front Hub (Road) Specifications

Series		105	Non-Series	TIAGRA	SORA	SORA
Model No.		HB-5600	HB-R505	HB-4500	HB-3300	HB-3300-B
Spoke Hole	24H	-	-	-	-	-
	28H	-	-	-	-	-
	32H	X	X	X	X	X
	36H	X	X	X	X	-
	Aero Spoke	-	-	-	-	-
	Hole PCD	38mm	44mm	38mm	38mm	38mm
O.L.D.		100mm	100mm	100mm	100mm	100mm
Flange Distance		71.6	60.2mm	71.6mm	71.0	71.0
Axle	QR Skewer Length	133mm	133mm	133mm	133mm	133mm
	Length	108mm(M10)	108mm(M10)	108mm(M9)	108mm(M9)	108mm(M9)
	Material	Steel	Steel	Steel	Steel	Steel
Seal		Labyrinth and Contact	Labyrinth and Contact	Labyrinth and Contact	Single Contact	Single Contact
CBN (Cubic Boron Nitride)	Cone Races	X	X	X	-	-
	Cup Races	-	-	-	-	-
Hub Shell	Material	Aluminum	Aluminum	Aluminum	Aluminum	Aluminum
	Finish	Anodized	Anodized	Anodized	Machined	Anodized
QR Lever	Material	Aluminum	Aluminum	Aluminum	Aluminum	Aluminum
	Finish	Anodized	Anodized	Anodized	Barrel	Barrel
Radial Lacing		X	X	X	-	-
Note			For Disc Brake			Black Version with Shimano Logo

Front Hub (Road) Specifications

Series		2200	2200
Model No.		HB-2200	HB-2200-L
Spoke Hole	24H	-	-
	28H	-	-
	32H	X	X
	36H	X	X
	Aero Spoke	-	-
	Hole PCD	38mm	38mm
O.L.D.		100mm	100mm
Flange Distance		71.6	71.6
Axle	QR Skewer Length	129/133mm	129/133mm
	Length	108mm(M9)	108mm(M9)
	Material	Steel	Steel
Seal		Single Contact	Single Contact
CBN (Cubic Boron Nitride)	Cone Races	-	-
	Cup Races	-	-
Hub Shell	Material	Aluminum	Aluminum
	Finish	Machined	Anodized
QR Lever	Material	Steel	Steel
	Finish	Chrome Plated	Black Chrome Plated
Radial Lacing		-	-
Note			

Cassette Sprocket (Road) Specifications

Series		Dura-Ace	Dura-Ace	Dura-Ace	Dura-Ace	Dura-Ace	Dura-Ace	Ultegra	Ultegra	Ultegra
Model No.		CS-7800	CS-7800	CS-7800	CS-7800	CS-7800	CS-7800	CS-6600	CS-6600	CS-6600
Speeds		10	10	10	10	10	10	10	10	10
Type		HG	HG	HG	HG	HG	HG	HG	HG	HG
Combination	10	21	23	21	23	25	27	23	23	25
	9	19	21	20	21	23	24	21	21	23
	8	18	19	19	19	21	21	19	19	21
	7	17	17	18	18	19	19	17	18	19
	6	16	16	17	17	17	17	16	17	17
	5	15	15	16	16	16	16	15	16	16
	4	14	14	15	15	15	15	14	15	15
	3	13	13	14	14	14	14	13	14	14
	2	12	12	13	13	13	13	12	13	13
1	11	11	12	12	12	12	11	12	12	
Group		-	-	-	-	-	-	-	-	-
Chain		Super narrow HG for 10-speed	Super narrow HG for 10-speed	Super narrow HG for 10-speed	Super narrow HG for 10-speed	Super narrow HG for 10-speed	Super narrow HG for 10-speed	Super narrow HG for 10-speed	Super narrow HG for 10-speed	Super narrow HG for 10-speed
Spider Arm		2	2	2	2	2	2	1	1	1
Aluminum Lock Ring		X	X	X	X	X	X	-	-	-
Material	Steel	11-17T	11-17T	12-17T	12-17T	12-17T	12-17T	11-23T	12-23T	12-25T
	Titanium	18-19-21T	19-21-23T	18-19-20-21T	18-19-21-23T	19-21-23-25T	19-21-24-27T	-	-	-
Finish		Ni-plated & Titanium	Ni-plated & Titanium	Ni-plated & Titanium	Ni-plated & Titanium	Ni-plated & Titanium	Ni-plated & Titanium	Ni-plated	Ni-plated	Ni-plated
Note										

Cassette Sprocket (Road) Specifications

Series	Ultegra	Ultegra	Ultegra	Ultegra	Ultegra	105	105	105	
Model No.	CS-6600	CS-6600	CS-6600	CS-6600	CS-6600	CS-5600	CS-5600	CS-5600	
Speeds	10	10	10	10	10	10	10	10	
Type	HG	HG	HG	HG	HG	HG	HG	HG	
Combination	10	27	25	25	25	27	25	23	25
	9	24	23	23	23	25	23	21	23
	8	21	21	21	22	23	21	19	21
	7	19	19	20	21	22	19	17	19
	6	17	18	19	20	21	17	16	17
	5	16	17	18	19	20	15	15	16
	4	15	16	17	18	19	14	14	15
	3	14	15	16	17	18	13	13	14
	2	13	14	15	16	17	12	12	13
	1	12	13	14	15	16	11	11	12
Group	-	-	-	-	-	-	-	-	
Chain	Super narrow HG for 10-speed	Super narrow HG for 10-speed	Super narrow HG for 10-speed	Super narrow HG for 10-speed	Super narrow HG for 10-speed	Super narrow HG for 10-speed	Super narrow HG for 10-speed	Super narrow HG for 10-speed	
Spider Arm	1	1	1	1	1	1	1	1	
Aluminum Lock Ring	-	-	-	-	-	-	-	-	
Material	Steel	12-27T	13-25T	14-25T	15-25T	16-27T	11-25T	11-23T	12-25T
	Titanium	-	-	-	-	-	-	-	-
Finish	Ni-plated	Ni-plated	Ni-plated	Ni-plated	Ni-plated	Ni-plated	Ni-plated	Ni-plated	
Note		Not compatible with FH-7801 /WH-7801	*Not compatible with FH-7801 /WH-7801 *RD:Use SS cage only	*Not compatible with FH-7801 /WH-7801 *RD:Use SS cage only	*Not compatible with FH-7801 /WH-7801 *RD:Use SS cage only				

Cassette Sprocket (Road) Specifications

Series	105	TIAGRA	TIAGRA	TIAGRA	TIAGRA	TIAGRA	SORA 2200	SORA 2200	SORA 2200	
Model No.	CS-5600	CS-HG50-9	CS-HG50-9	CS-HG50-9	CS-HG50-9	CS-HG50-9	CS-HG50-8	CS-HG50-8	CS-HG50-8	
Speeds	10	9	9	9	9	9	8	8	8	
Type	HG	HG	HG	HG	HG	HG	HG	HG	HG	
Combination	10	27	-	-	-	-	-	-	-	
	9	24	25	23	25	25	25	-	-	
	8	21	23	21	23	23	23	21	23	
	7	19	21	19	21	21	21	19	21	
	6	17	19	17	19	19	19	17	19	
	5	16	17	16	17	17	18	16	17	
	4	15	15	15	15	16	17	15	15	
	3	14	13	14	14	15	16	14	14	
	2	13	12	13	13	14	15	13	13	
1	12	11	12	12	13	14	12	12		
Group	-	-	-	-	-	-	S	U	W	
Chain	Super narrow HG for 10-speed	Super narrow HG for 9-speed	Super narrow HG for 9-speed	Super narrow HG for 9-speed	Super narrow HG for 9-speed	Super narrow HG for 9-speed	HG	HG	HG	
Spider Arm	1	-	-	-	-	-	-	-	-	
Aluminum Lock Ring	-	-	-	-	-	-	-	-	-	
Material	Steel	12-27T	11-25T	12-23T	12-25T	13-25T	14-25T	12-21T	12-23T	12-25T
	Titanium	-	-	-	-	-	-	-	-	-
Finish	Ni-plated	Ni-plated	Ni-plated	Ni-plated	Ni-plated	Ni-plated	Ni-plated	Ni-plated	Ni-plated	
Note										

Cassette Sprocket (Road) Specifications

Series		SORA 2200	SORA 2200
Model No.		CS-HG50-8	CS-HG50-8
Speeds		8	8
Type		HG	HG
Combination	10	-	-
	9	-	-
	8	23	26
	7	21	23
	6	19	21
	5	17	19
	4	16	17
	3	15	15
	2	14	14
1	13	13	
Group		T	V
Chain		HG	HG
Spider Arm		-	-
Aluminum Lock Ring		-	-
Material	Steel	13-23T	13-26T
	Titanium	-	-
Finish		Ni-plated	Ni-plated
Note			

Chain (Road) Specifications

Series	Dura-Ace	Ultegra	105	TIAGRA	SORA 2200
Model No.	CN-7801	CN-6600	CN-5600	CN-HG53	CN-HG50
Type	Super Narrow HG for 10-speed	Super Narrow HG for 10-speed	Super Narrow HG for 10-speed	Super Narrow HG for 9-speed	HG
Pin Link Plate	Zinc-Alloy Plated	Zinc-Alloy Plated	Gray	Gray	Black
Roller Link Plate	Zinc-Alloy Plated	Gray	Gray	Brown	Black
Chromizing Treatment Link Pin	X	X	X	X	X
Note	special rivet	special rivet	special rivet	special rivet	

Head Parts (Road) Specifications

Series		Dura-Ace	Ultegra	105	105
Model No.		HP-7410	HP-6500	HP-5501-L	HP-5501-S
Size		JIS ENGLISH	JIS ENGLISH	JIS ENGLISH	JIS ENGLISH
Thread		BC1"x24T.PT.I.	BC1"x24T.PT.I.	BC1"x24T.PT.I.	BC1"x24T.PT.I.
Sealed Cartridge Bearings		X	X	X	X
Stack Height		37.6mm	37.6mm	37.6mm	37.6mm
Lock Nut	Material	Aluminum	Aluminum	Aluminum	Aluminum
	Finish	Anodized	Anodized	Anodized	Anodized
Upper/Lower Cups	Material	Aluminum	Aluminum	Aluminum	Aluminum
	Finish	Anodized	Anodized	Anodized	Anodized
Upper Stem Cone	Material	Aluminum	Aluminum	Aluminum	Aluminum
	Finish	Anodized	Anodized	Anodized	Anodized
Stem Cone	Material	Aluminum	Steel	Steel	Steel
	Finish	Anodized	Painted	Painted	Painted
Note				Black Version	Silver Version

Seat Post (Road) Specifications

Series		Ultegra	Non-Series
Model No.		SP-6600	SP-R600
Post Type		Round	Round
Outer Diameter	26.8mm	-	-
	27.0mm	X	-
	27.2mm	X	X
Length		270mm	330mm
One-bolt Clamp		X	X
Easy Adjust Feature		X	X
Special Easton Tubing		-	-
Pipe	Material	Aluminum	Aluminum
	Finish	Anodized	Anodized
Note			Black

ARCHIVE

Pedal Specifications

Model No.		PD-7800	PD-6610	PD-5600	PD-R540	PD-A520	PD-M970	PD-M647
Type		Road	Road	Road	Road	Sport	Off-Road	Off-Road/BMX
SPD		-	-	-	-	Single Sided	Dual Sided	Dual Sided
SPD-SL		Single Sided	Single Sided	Single Sided	Single Sided	-	-	-
Cartridge Axle		-	X	X	X	X	X	X
Sealed Mechanism		X	X	X	X	X	X	X
Cleat Retention Adjuster		X	X	X	X	X	X	X
Pop-up/Caged		-	-	-	-	-	-	X
Cleat Included		SM-SH11	SM-SH11	SM-SH11	SM-SH11	SM-SH51	SM-SH51	SM-SH51
Optional Cleat		SM-SH10	SM-SH10	SM-SH10	SM-SH10	SM-SH56	SM-SH56	SM-SH56
Reflector		SM-PD58	SM-PD58	SM-PD58	SM-PD58	SM-PD59	SM-PD22	SM-PD60
Pedal Body	Material	Aluminum	Aluminum	Aluminum	Aluminum	Aluminum	Aluminum	Aluminum
	Finish	Painted	Painted	Painted	Painted*	High Finishing	Painted	Painted
Cage	Material	-	-	-	-	-	-	Resin
Note					Silver and Black Version Available			

Pedal Specifications

Model No.		PD-MX30	PD-M545	PD-M540	PD-M424	PD-M520	PD-M505	PD-M324
Type		Off-Road/BMX	Off-Road	Off-Road	Off-Road	Off-Road	Off-Road	Multi-purpose
SPD		Non-SPD	Dual Sided	Dual Sided	Dual Sided	Dual Sided	Dual Sided	Single Sided
SPD-SL		-	-	-	-	-	-	-
Cartridge Axle		X	X	X	X	X	-	-
Sealed Mechanism		X	X	X	X	X	X	X
Cleat Retention Adjuster		-	X	X	X	X	X	X
Pop-up/Caged		-	X	-	X	-	-	-
Cleat Included		-	SM-SH51	SM-SH51	SM-SH51	SM-SH51	SM-SH51	SM-SH56
Optional Cleat		-	SM-SH55 SM-SH56	SM-SH56	SM-SH55 SM-SH56	SM-SH56	SM-SH55 SM-SH56	SM-SH51 SM-SH55
Reflector		Y41B98010	SM-PD40	SM-PD22	SM-PD40	SM-PD22	SM-PD22	Y41B98010
Pedal Body	Material	Aluminum	Aluminum	Aluminum	Aluminum	Aluminum	Aluminum	Aluminum
	Finish	Painted	Anodized	Centrifugal Barrel	Barrel	Barrel (silver) /Painted (black)	Barrel/Painted	Painted
Cage	Material	-	Aluminum	-	Resin	-	-	Steel
Note								

Wheel Specifications (MTB)

Model No.		WH-M975 (front)	WH-M975 (rear)	WH-M970 (front)	WH-M970 (rear)	WH-M765-disc (front)	WH-M765-disc (rear)
Freehub Body	Speeds	-	9	-	9	-	9
	11T Compatible	-	X	-	X	-	X
	Material	-	Titanium	-	Titanium	-	Steel
O.L.D.		100mm	135mm	100mm	135mm	100mm	135mm
Axle	QR	X	X	X	X	X	X
	QR Skewer Length	133mm	168mm	133mm	168mm	133mm	168mm
	Length	108mm	146mm	108mm	146mm	108mm	146mm
	Material	Aluminum	Aluminum	Aluminum	Aluminum	Steel	Steel
Seal		Contact	Contact	Contact	Contact	Contact	Contact
Hub Shell	Material	Aluminum	Aluminum	Aluminum	Aluminum	Aluminum	Aluminum
	Finish	Anodized	Anodized	Anodized	Anodized	Anodized	Anodized
QR Lever	Material	Aluminum	Aluminum	Aluminum	Aluminum	Aluminum	Aluminum
	Finish	Anodized	Anodized	Anodized	Anodized	Anodized	Anodized
Lock Ring Type Rotor Mount		X	X	-	-	X	X
Rim	Tubeless	UST	UST	UST	UST	UST	UST
	Clincher	559 X 19 (26")	559 X 19 (26")	559 X 19 (26")	559 X 19 (26")	559 X 19 (26")	559 X 19 (26")
	Material	Aluminum	Aluminum	Aluminum	Aluminum	Aluminum	Aluminum
	Finish	Anodized	Anodized	Anodized	Anodized	Anodized	Anodized
	Height	21mm	21mm	21mm	21mm	20.5mm	20.5mm
	Width	23.3mm	23.3mm	23.1mm	23.1mm	23.3mm	23.3mm
Spokes	No. of Spokes	24	24	20	24	24	24
	Length	270/272mm	270/272mm	278mm	270/272mm	272mm	252 / 272mm
	Shape	Butted (2.0/1.5/2.0)	Butted (2.0/1.5/2.0)	Butted (2.0/1.5/2.0)	Butted (2.0/1.5/2.0)	Round	Round
	Material	Stainless Steel	Stainless Steel	Stainless Steel	Stainless Steel	Stainless Steel	Stainless Steel
Nipple	Size	Special	Special	Special	Special	4.3mm (#11)	4.3mm (#11)
	Thread	Special	Special	Special	Special	BC 2 (#14)	BC 2 (#14)
	Material	Aluminum	Aluminum	Aluminum	Aluminum	Aluminum	Aluminum
Spoke Protector (Option)		-	CP-WH14/15	-	CP-WH14/15	-	CP-WH10/WH11
Reflector (Option)		CAT EYE : RR-550-WUW/W SMN 03 (CPSC/JIS/BS), RR-550-WUA/A SMN03 (AS), RR-317-WUA/4K SMN03 (DIN)		CAT EYE : RR-550-WUW/W SMN 03 (CPSC/JIS/BS), RR-550-WUA/A SMN03 (AS), RR-317-WUA/4K SMN03 (DIN)	CATEYE: RR-550-WUW SW W/O BRACKET (JIS/CPSC) RR-550-WUA SW W/O BRACKET (AS) RR-317-WUA SW W/O BRACKET (DIN)	CAT EYE : RR-550-WUW/W SMN 03 (CPSC/JIS/BS), RR-550-WUA/A SMN03 (AS), RR-317-WUA/4K SMN03 (DIN)	
Weight *	Tubeless	697g	828g	676g	836g	822g	993g
	Clincher	-	-	-	-	-	-
Note		Recommended Tires: 26x1.50-2.25 * Weight does not include quick release or valve stem.		Recommended Tires: 26x1.50-2.25 * Weight does not include quick release or valve stem.		Recommended Tires: 26x1.50-2.25 * Weight does not include quick release or valve stem.	

Wheel Specifications (MTB)

Model No.		WH-M565 (front)	WH-M565 (rear)	WH-M505 (front)	WH-M505 (rear)	WH-M505 (front) disc	WH-M505 (rear) disc
Freehub Body	Speeds	-	9	-	9	-	9
	11T Compatible	-	X	-	X	-	X
	Material	-	Steel	-	Steel	-	Steel
O.L.D.		100mm	135mm	100mm	135mm	100mm	135mm
Axle	QR	X	X	X	X	X	X
	QR Skewer Length	133mm	168mm	133mm	168mm	133mm	168mm
	Length	108mm	146mm	108mm	146mm	108mm	146mm
	Material	Steel	Steel	Steel	Steel	Steel	Steel
Seal		Contact	Contact	Contact	Contact	Contact	Contact
Hub Shell	Material	Aluminum	Aluminum	Aluminum	Aluminum	Aluminum	Aluminum
	Finish	Anodized	Anodized	Anodized	Anodized	Anodized	Anodized
QR Lever	Material	Aluminum	Aluminum	Aluminum	Aluminum	Aluminum	Aluminum
	Finish	Anodized	Anodized	Anodized	Anodized	Anodized	Anodized
Lock Ring Type Rotor Mount		X	X	X	X	X	X
Rim	Tubeless	-	-	-	-	-	-
	Clincher	559 X 19 (26")	559 X 19 (26")	559 X 19 (26")	559 X 19 (26")	559 X 19 (26")	559 X 19 (26")
	Material	Aluminum	Aluminum	Aluminum	Aluminum	Aluminum	Aluminum
	Finish	Anodized	Anodized	Anodized	Anodized	Anodized	Anodized
	Height	22mm	22mm	22mm	22mm	22mm	22mm
	Width	25.2mm	25.2mm	25.2mm	25.2mm	25.2mm	25.2mm
Spokes	No. of Spokes	24	24	28	28	28	28
	Length	266mm	248/266mm	254mm	254mm	254mm	254mm
	Shape	Bladed	Bladed	Bladed	Bladed	Bladed	Bladed
	Material	Stainless Steel	Stainless Steel	Stainless Steel	Stainless Steel	Stainless Steel	Stainless Steel
Nipple	Size	4.3mm (#11)	4.3mm (#11)	3.4mm (#14)	3.4mm (#14)	3.4mm (#14)	3.4mm (#14)
	Thread	BC 2 (#14)	BC 2 (#14)	BC 2 (#14)	BC 2 (#14)	BC 2 (#14)	BC 2 (#14)
	Material	Aluminum	Aluminum	Brass	Brass	Brass	Brass
Spoke Protector (Option)		-	CP-WH10/WH11	-	CP-WH12/13	-	CP-WH12/13
Reflector (Option)		CATEYE: RR-550-WUW SW W/O BRACKET (JIS/CPSC) RR-550-WUA SW W/O BRACKET (AS) RR-317-WUA SW W/O BRACKET (DIN)		CATEYE: RR-550-WUW (JIS/CPSC) RR-550-WUA (AS) RR-317-WUA (DIN)		CATEYE: RR-550-WUW (JIS/CPSC) RR-550-WUA (AS) RR-317-WUA (DIN)	
Weight *	Tubeless	-	-	-	-	-	-
	Clincher	967g	1142g	945g	1143g	964g	1162g
Note		Recommended Tires: 26x1.50-2.25 Both rim and disc brake compatible * Weight does not include quick release.		Recommended Tires: 26x1.50-2.25 Both rim and disc brake compatible * Weight does not include quick release.		Recommended Tires: 26x1.50-2.25 For disc brake only without machined sidewall * Weight does not include quick release.	

Wheel Specifications (Road)

Model No.		WH-7801-carbon (front)	WH-7801-carbon (rear)	WH-7801-carbon50 (front)	WH-7801-carbon50 (rear)	WH-7801-SL (front)	WH-7801-SL (rear)
Freehub Body (*note)	Speeds	-	10	-	10	-	10
	11T Compatible	-	X	-	X	-	X
	Material	-	Aluminum	-	Aluminum	-	Aluminum
O.L.D.		100mm	130mm	100mm	130mm	100mm	130mm
Axle	QR Skewer Length	133mm	163mm	133mm	163mm	133mm	163mm
	Length	108mm	141mm	108mm	141mm	108mm	141mm
	Material	Aluminum	Aluminum	Aluminum	Aluminum	Aluminum	Aluminum
Seal		Labyrinth and Contact	Labyrinth and Contact	Labyrinth and Contact	Labyrinth and Contact	Labyrinth and Contact	Labyrinth and Contact
Hub Shell	Material	Aluminum	Aluminum	Aluminum	Aluminum	Aluminum	Aluminum
	Finish	Anodized	Anodized	Anodized	Anodized	Anodized	Anodized
QR Lever	Material	Aluminum	Aluminum	Aluminum	Aluminum	Aluminum	Aluminum
	Finish	Anodized	Anodized	Anodized	Anodized	Anodized	Anodized
Rim	Tubular	700C	700C	700C	700C	-	-
	Clincher	-	-	-	-	622 X 15C (700C) Tubeless	622 X 15C (700C) Tubeless
	Material	CFRP	CFRP	CFRP	CFRP	Scandium Alloy	Scandium Alloy
	Finish	-	-	-	-	Anodized	Anodized
	Height	28mm	24mm offset	50mm	50mm	24mm	24mm offset
	Width	20.8mm	20.8mm	20.8mm	20.8mm	20.8mm	20.8mm
Spokes	No. of Spokes	16	20	16	20	16	20
	Length	278mm	274/300 mm	256mm	250/278 mm	282mm	272/300mm
	Shape	Butted (2.0/1.8/2.0) /Bladed	Butted (2.0/1.8/2.0) /Bladed	Bladed	Bladed	Butted (2.0/1.8/2.0) /Bladed	Butted (2.0/1.8/2.0) /Bladed
	Material	Stainless Steel	Stainless Steel	Stainless Steel	Stainless Steel	Stainless Steel	Stainless Steel
Nipple	Size	4.3mm (#11)	4.3mm (#11)	4.3mm (#11)	4.3mm (#11)	4.3mm (#11)	4.3mm (#11)
	Thread	BC 2 (#14)	BC 2 (#14)	BC 2 (#14)	BC 2 (#14)	BC 2 (#14)	BC 2 (#14)
	Material	Aluminum	Aluminum	Aluminum	Aluminum	Aluminum	Aluminum
Spoke Protector (Option)		-	CP-WH20-A	-	CP-WH20-A	-	CP-WH20-A
Reflector (Option)		CAT EYE : RR-550-WUW SW (CPSC/JIS/BS), RR-550-WUA SW (AS), RR-317-WUA SW (DIN)		CAT EYE : RR-550-WUW SW (CPSC/JIS/BS), RR-550-WUA SW (AS), RR-317-WUA SW (DIN)		CAT EYE : RR-550-WUW SW (CPSC/JIS/BS), RR-550-WUA SW (AS), RR-317-WUA SW (DIN)	
Weight **	Tubular	559g	741g	662g	863g	-	-
	Clincher	-	-	-	-	670g	890g
Note		-	For 10-speed only	-	For 10-speed only	-	For 10-speed only
		** Weight does not include quick release.		** Weight does not include quick release.		** Weight does not include quick release.	

Wheel Specifications (Road)

Model No.		WH-7801 (front)	WH-7801 (rear)	WH-6600 (front)	WH-6600 (rear)	WH-R601 (front)	WH-R601 (rear)
Freehub Body (*note)	Speeds	-	10	-	10	-	10
	11T Compatible	-	X	-	X	-	X
	Material	-	Aluminum	-	Aluminum	-	Aluminum
O.L.D.		100mm	130mm	100mm	130mm	100mm	130mm
Axle	QR Skewer Length	133mm	163mm	133mm	163mm	133mm	163mm
	Length	108mm	141mm	108mm	141mm	108mm	141mm
	Material	Aluminum	Aluminum	Steel	Aluminum	Steel	Aluminum
Seal		Labyrinth and Contact	Labyrinth and Contact	Labyrinth and Contact	Labyrinth and Contact	Labyrinth and Contact	Labyrinth and Contact
Hub Shell	Material	Aluminum	Aluminum	Aluminum	Aluminum	Aluminum	Aluminum
	Finish	Anodized	Anodized	Anodized	Anodized	Anodized	Anodized
QR Lever	Material	Aluminum	Aluminum	Aluminum	Aluminum	Aluminum	Aluminum
	Finish	Anodized	Anodized	Anodized	Anodized	Anodized	Anodized
Rim	Tubular	700C	700C	-	-	-	-
	Clincher	622 X 15C (700C)	622 X 15C (700C)	622 X 15C (700C)	622 X 15C (700C)	622 X 15C (700C)	622 X 15C (700C)
	Material	Aluminum	Aluminum	Aluminum	Aluminum	Aluminum	Aluminum
	Finish	Anodized	Anodized	Anodized	Anodized	Anodized	Anodized
	Height	24mm	24mm offset	24mm	24mm offset	24mm	24mm offset
	Width	20.8mm	20.8mm	20.8mm	20.8mm	20.8mm	20.8mm
Spokes	No. of Spokes	16	20	16	20	16	20
	Length	282mm	274/300 mm	284mm	272/300 mm	284mm	272/300 mm
	Shape	Butted (2.0/1.8/2.0) /Bladed	Butted (2.0/1.8/2.0) /Bladed	Butted (2.0/1.8/2.0) /Bladed	Butted (2.0/1.8/2.0) /Bladed	Butted (2.0/1.8/2.0) /Bladed	Butted (2.0/1.8/2.0) /Bladed
	Material	Stainless Steel	Stainless Steel	Stainless Steel	Stainless Steel	Stainless Steel	Stainless Steel
Nipple	Size	4.3mm (#11)	4.3mm (#11)	4.3mm (#11)	4.3mm (#11)	4.3mm (#11)	4.3mm (#11)
	Thread	BC 2 (#14)	BC 2 (#14)	BC 2 (#14)	BC 2 (#14)	BC 2 (#14)	BC 2 (#14)
	Material	Aluminum	Aluminum	Aluminum	Aluminum	Aluminum	Aluminum
Spoke Protector (Option)		-	CP-WH20-A	-	CP-WH20-A	-	CP-WH20-A
Reflector (Option)		CAT EYE : RR-550-WUW SW (CPSC/JIS/BS), RR-550-WUA SW (AS), RR-317-WUA SW (DIN)		CAT EYE : RR-550-WUW SW (CPSC/JIS/BS), RR-550-WUA SW (AS), RR-317-WUA SW (DIN)		CAT EYE : RR-550-WUW SW (CPSC/JIS/BS), RR-550-WUA SW (AS), RR-317-WUA SW (DIN)	
Weight **	Tubular	724g	935g	-	-	-	-
	Clincher	712g	906g	744g	943g	744g	943g
Note		-	For 10-speed only	-	For 10-speed only	-	For 10-speed only
		Recommended Tires 19-25mm (Clincher)		Recommended Tires 19-28mm (Clincher)		Recommended Tires 19-28mm (Clincher)	
		** Weight does not include quick release.		** Weight does not include quick release.		** Weight does not include quick release.	

Wheel Specifications (Road)

Model No.		WH-5600 (front)	WH-5600 (rear)	WH-R580 (front)	WH-R580 (rear)	WH-R561 (front)	WH-R561 (rear)	
Freehub Body (*note)	Speeds	-	8/9*	-	8/9*	-	8/9*	
	11T Compatible	-	X	-	X	-	X	
	Material	-	Steel	-	Steel	-	Steel	
O.L.D.		100mm	130mm	100mm	130mm	100mm	130mm	
Axle	QR Skewer Length	133mm	163mm	133mm	163mm	133mm	163mm	
	Length	108mm	141mm	108mm	141mm	108mm	141mm	
	Material	Steel	Steel	Steel	Steel	Steel	Steel	
Seal		Labyrinth and Contact	Labyrinth and Contact	Labyrinth and Contact	Labyrinth and Contact	Labyrinth and Contact	Labyrinth and Contact	
Hub Shell	Material	Aluminum	Aluminum	Aluminum	Aluminum	Aluminum	Aluminum	
	Finish	Anodized	Anodized	Anodized	Anodized	Anodized	Anodized	
QR Lever	Material	Aluminum	Aluminum	Aluminum	Aluminum	Aluminum	Aluminum	
	Finish	Anodized	Anodized	Anodized	Anodized	Anodized	Anodized	
Rim	Tubular	-	-	-	-	-	-	
	Clincher	622 X 15C (700C)	622 X 15C (700C)	622 X 15C (700C)	622 X 15C (700C)	622 X 15C (700C)	622 X 15C (700C)	
	Material	Aluminum	Aluminum	Aluminum	Aluminum	Aluminum	Aluminum	
	Finish	Anodized	Anodized	Anodized	Anodized	Anodized	Anodized	
	Height	24mm	24mm	24mm	24mm	24mm	24mm	
	Width	20.8mm	20.8mm	20.8mm	20.8mm	20.8mm	20.8mm	
Spokes	No. of Spokes	16	20	16	20	16	20	
	Length	284mm	276/300mm	284mm	276/300mm	284mm	276/300mm	
	Shape	Butted (2.0/1.8/2.0) /Bladed	Butted (2.0/1.8/2.0) /Bladed	Butted (2.0/1.8/2.0) /Bladed	Butted (2.0/1.8/2.0) /Bladed	Butted (2.0/1.8/2.0) /Bladed	Butted (2.0/1.8/2.0) /Bladed	
	Material	Stainless Steel	Stainless Steel	Stainless Steel	Stainless Steel	Stainless Steel	Stainless Steel	
Nipple	Size	4.3mm (#11)	4.3mm (#11)	4.3mm (#11)	4.3mm (#11)	4.3mm (#11)	4.3mm (#11)	
	Thread	BC 2 (#14)	BC 2 (#14)	BC 2 (#14)	BC 2 (#14)	BC 2 (#14)	BC 2 (#14)	
	Material	Aluminum	Aluminum	Aluminum	Aluminum	Aluminum	Aluminum	
Spoke Protector (Option)		-	CP-WH20-A	-	CP-WH20-A	-	CP-WH20-A	
Reflector (Option)		CAT EYE : RR-550-WUW SW (CPSC/JIS/BS), RR-550-WUA SW (AS), RR-317-WUA SW (DIN)		CAT EYE : RR-550-WUW SW (CPSC/JIS/BS), RR-550-WUA SW (AS), RR-317-WUA SW (DIN)		CAT EYE : RR-550-WUW SW (CPSC/JIS/BS), RR-550-WUA SW (AS), RR-317-WUA SW (DIN)		
Weight **	Tubular	-	-	-	-	-	-	
	Clincher	744g	1019g	744g	1019g	758g	1062g	
Note	-		*Can be used for 10-speed with an additional spacer.	-		*Can be used for 10-speed with an additional spacer.	-	
	Recommended Tires 19-28mm (Clincher)		Recommended Tires 19-28mm (Clincher)		Recommended Tires 19-28mm (Clincher)		Recommended Tires 19-28mm (Clincher)	
	** Weight does not include quick release		** Weight does not include quick release		** Weight does not include quick release		** Weight does not include quick release	

Wheel Specifications (Road)

Model No.		WH-R550 (front)	WH-R550 (rear)	WH-R500-A (front)	WH-R500-A (rear)
Freehub Body (*note)	Speeds	-	8/9*	-	8/9*
	11T Compatible	-	X	-	X
	Material	-	Steel	-	Steel
O.L.D.		100mm	130mm	100mm	130mm
Axle	QR Skewer Length	133mm	163mm	133mm	163mm
	Length	108mm	141mm	108mm	141mm
	Material	Steel	Steel	Steel	Steel
Seal		Labyrinth and Contact	Labyrinth and Contact	Labyrinth and Contact	Labyrinth and Contact
Hub Shell	Material	Aluminum	Aluminum	Aluminum	Aluminum
	Finish	Anodized	Anodized	Anodized	Anodized
QR Lever	Material	Aluminum	Aluminum	Aluminum	Aluminum
	Finish	Anodized	Anodized	Barrel	Barrel
Rim	Tubular	-	-	-	-
	Clincher	622 X 15C (700C)	622 X 15C (700C)	622 X 15C (700C)	622 X 15C (700C)
	Material	Aluminum	Aluminum	Aluminum	Aluminum
	Finish	Anodized	Anodized	Anodized	Anodized
	Height	24mm	24mm	24mm	24mm
	Width	20.8mm	20.8mm	20.8mm	20.8mm
Spokes	No. of Spokes	16	20	20	24
	Length	286mm	276/300mm	278mm	286mm
	Shape	Bladed	Bladed	Bladed	Bladed
	Material	Stainless Steel	Stainless Steel	Stainless Steel	Stainless Steel
Nipple	Size	4.3mm (#11)	4.3mm (#11)	3.4mm (#14)	3.4mm (#14)
	Thread	BC 2 (#14)	BC 2 (#14)	BC 2 (#14)	BC 2 (#14)
	Material	Aluminum	Aluminum	Brass	Brass
Spoke Protector (Option)		-	CP-WH20-A	-	CP-FH02 (21-25T) CP-FH35 (27T)
Reflector (Option)		CAT EYE : RR-550-WUW SW (CPSC/JIS/BS), RR-550-WUA SW (AS), RR-317-WUA SW (DIN)		CATEYE: RR-550-WUW/W SMN03 (JIS/CPSC) RR-550-WUA/A SMN03 (AS) RR-317-WUA/4K SMN03 (DIN)	CATEYE: RR-550-WUW SW W/O BRACKET (JIS/CPSC) RR-550-WUA SW W/O BRACKET (AS) RR-317-WUA SW W/O BRACKET (DIN)
Weight **	Tubular	-	-	-	-
	Clincher	791g	1049g	807g	1063g
Note	-		*Can be used for 10-speed with an additional spacer.	-	*Can be used for 10-speed with an additional spacer.
	Recommended Tires 19-28mm (Clincher)			Recommended Tires 19-28mm (Clincher)	
	** Weight does not include quick release.			** Weight does not include quick release.	

Wheel Specifications (Road)

Model No.		WH-R500 (front)	WH-R500 (rear)	WH-3N71-road (front)
Freehub Body (*note)	Speeds	-	8/9*	-
	11T Compatible	-	X	-
	Material	-	Steel	-
O.L.D.		100mm	130mm	100mm
Axle	QR Skewer Length	133mm	163mm	133mm
	Length	108mm	141mm	108mm
	Material	Steel	Steel	Steel
Seal		Labyrinth and Contact	Labyrinth and Contact	Contact
Hub Shell	Material	Aluminum	Aluminum	Aluminum
	Finish	Anodized	Anodized	Anodized
QR Lever	Material	Aluminum	Aluminum	Aluminum
	Finish	Barrel	Barrel	Barrel
Rim	Tubular	-	-	-
	Clincher	622 X 15C (700C)	622 X 15C (700C)	622 X 15C (700C)
	Material	Aluminum	Aluminum	Aluminum
	Finish	Anodized	Anodized	Black Anodized
	Height	24mm	24mm	24mm
	Width	20.8mm	20.8mm	20.8mm
Spokes	No. of Spokes	20	24	20
	Length	278mm	286mm	262/268mm
	Shape	Round	Round	Round
	Material	Stainless Steel	Stainless Steel	Stainless Steel
Nipple	Size	3.4mm (#14)	3.4mm (#14)	3.4mm (#14)
	Thread	BC 2 (#14)	BC 2 (#14)	BC 2 (#14)
	Material	Brass	Brass	Brass
Spoke Protector (Option)		-	CP-FH02 (21-25T) CP-FH35 (27T)	-
Reflector (Option)		CATEYE: RR-550-WUW/W SMN03 (JIS/CPSC) RR-550-WUA/A SMN03 (AS) RR-317-WUA/4K SMN03 (DIN)	CATEYE: RR-550-WUW SW W/O BRACKET (JIS/CPSC) RR-550-WUA SW W/O BRACKET (AS) RR-317-WUA SW W/O BRACKET (DIN)	CAT EYE : RR-550-WUW/W SMN 03 (CPSC/JIS/BS), RR-550-WUA/A SMN03 (AS), RR-317-WUA/4K SMN03 (DIN)
Weight **	Tubular	-	-	-
	Clincher	807g	1063g	1305g
Note	-		*Can be used for 10-speed with an additional spacer.	6V 3.0W Sports Dynamo
	Recommended Tires 19-28mm (Clincher)			Recommended Tires 19-28mm (Clincher)
	** Weight does not include quick release.			** Weight does not include quick release.

Wheel Specifications (Trekking)

Model No.		WH-3N71-NX (front)	WH-8R25 (rear)	WH-3N71-T (front)	WH-T560 (rear)	WH-T565 (front)	WH-T565 (rear)
Freehub Body	Speeds	-	8 internal	-	8/9	-	8/9
	11T Compatible	-	-	-	X	-	X
	Material	-	-	-	Steel	-	Steel
O.L.D.		100mm	132mm	100mm	135mm	100mm	135mm
Axle	QR	X	-	X	X	X	X
	QR Skewer Length	133mm	-	133mm	168mm	133mm	168mm
	Length	108mm	184mm	108mm	146mm	108mm	146mm
	Material	Steel	Steel	Steel	Steel	Steel	Steel
Seal		Contact	Labyrinth and Contact	Contact	Contact	Contact	Contact
Hub Shell	Material	Aluminum	Aluminum	Aluminum	Aluminum	Aluminum	Aluminum
	Finish	Painted	Painted	Anodized	Anodized	Anodized	Anodized
QR Lever	Material	Aluminum	-	Aluminum	Aluminum	Aluminum	Aluminum
	Finish	Barrel	-	Barrel	Barrel	Barrel	Barrel
Lock Ring Type Rotor Mount		-	-	-	-	X	X
Rim	Clincher	622 X 19 (28")	622 X 19 (28")	622 X 19 (28")	622 X 19 (28")	622 X 19 (28")	622 X 19 (28")
	Material	Aluminum	Aluminum	Aluminum	Aluminum	Aluminum	Aluminum
	Finish	Black Anodized	Black Anodized	Black Anodized	Black Anodized	Black Anodized	Black Anodized
	Height	20.0mm	20.0mm	20.0mm	20mm	22mm	22mm
	Width	23.5mm	23.5mm	23.5mm	23.5mm	25.2mm	25.2mm
Spokes	No. of Spokes	20	24	20	24	24	24
	Length	266/272mm	260/274mm	266/272mm	280/298mm	298mm	278/296mm
	Bladed	-	-	-	X	X	X
	Material	Stainless Steel	Stainless Steel	Stainless Steel	Stainless Steel	Stainless Steel	Stainless Steel
Nipple	Size	3.4mm (#14)	3.6mm (#13)	3.4mm (#14)	4.3mm (#11)	4.3mm (#11)	4.3mm (#11)
	Thread	BC 2 (#14)	BC 2.3 (#13)	BC 2 (#14)	BC 2 (#14)	BC 2.3 (#13)	BC 2(#14)/BC2.3(#13)
	Material	Brass	Brass	Brass	Aluminum	Aluminum	Aluminum
Spoke Protector (Option)		-	-	-	CP-WH10/WH11	-	CP-WH10/WH11
Reflector (Option)		CAT EYE : RR-550-WUW/W SMN 03 (CPSC/JIS/BS), RR-550-WUA/A SMN03 (AS), RR-317-WUA/4K SMN03 (DIN)	CATEYE: RR-550-WUW SW W/O BRACKET (JIS/CPSC) RR-550-WUA SW W/O BRACKET (AS) RR-317-WUA SW W/O BRACKET (DIN)	CAT EYE : RR-550-WUW/W SMN 03 (CPSC/JIS/BS), RR-550-WUA/A SMN03 (AS), RR-317-WUA/4K SMN03 (DIN)	CATEYE: RR-550-WUW SW W/O BRACKET (JIS/CPSC) RR-550-WUA SW W/O BRACKET (AS) RR-317-WUA SW W/O BRACKET (DIN)	CATEYE: RR-550-WUW SW W/O BRACKET (JIS/CPSC) RR-550-WUA SW W/O BRACKET (AS) RR-317-WUA SW W/O BRACKET (DIN)	
Weight *	Clincher	1306g	2319g	1306g	1082g	1113g	1260g
Note	Recommended Tires: 700x28-47C			Recommended Tires: 700x28-47C		Recommended Tires: 700x28-47C	
	6V 3.0W Sports Dynamo			6V 3.0W Sports Dynamo	For rim brake only		Both rim and disc brake compatible
	* Weight does not include quick release		** Accessories are sold separately	* Weight does not include quick release			* Weight does not include quick release.

Cycle Computer (Head Display unit) Specifications

Head Display unit Model No.		SC-6502
Rear Speeds		7-10
Front Speeds		Single/Double/Triple
4 different wheel size programs		X
Wheel size range	1300mm-2400mm	X
ODO Meter Reset		X
Auto Start & Auto Stop		X
Current Speed		X
Clock		X
Trip Time		X
Trip Distance		X
ODO Meter		X
Stop Watch		X
Stop Watch-Trip Distance		X
Stop Watch-Average Speed		X
Stop Watch-Maximum Speed		X
Cadence available		X
Main Display Cadence		X
Maximum Speed		X
Average Speed		X
Lap Counter		X
Gear Teeth Number (Digital) available		X
Gear Indicator (Bar) available		X
Pace Arrow		X
Low Battery Display		X
Note		

Cycle Computer (Head Display unit) Specifications

Head Display unit Model No.	SC-C050	SC-C051	SC-C052	SC-M300	SC-TX50	SC-TX30	SC-TX31
7 different wheel size programs (20"-22"-24"-26"-27"-28"-700C)	X	X	-	X	X	X	-
ODO Meter Reset	-	X	-	X	X	-	-
Front single gear available	-	-	-	-	-	-	-
Auto Start & Auto Stop	X	X	X	X	X	X	X
Water Resistant (1bar)	X	X	X	X	X	X	X
Current Speed	X	-	-	X	X	X	-
Clock	-	-	X	X	X	X	-
Trip Time	-	-	-	-	-	-	-
Trip Distance	-	X	-	X	X	-	-
ODO Meter	-	X	-	X	X	X	-
Stop Watch	-	-	X	-	-	-	-
Back Light (EL)	-	-	-	X	X	-	-
Stop Watch-Trip Distance	-	-	-	-	-	-	-
Stop Watch-Average Speed	-	-	-	-	-	-	-
Stop Watch-Maximum Speed	-	-	-	-	-	-	-
Cadence Available	-	-	-	-	-	-	-
Main Display Cadence	-	-	-	-	-	-	X
Maximum Speed	-	-	-	-	-	-	-
Average Speed	-	-	-	X	X	-	-
Lap Counter	-	-	-	-	-	-	-
Gear Number (Digital) Available	-	-	-	-	-	-	-
Gear Teeth Number (Digital) Available	-	-	-	-	-	-	-
Gear Ratio Available	-	-	-	-	-	-	-
Gear Indicator (Bar) Available	-	-	-	-	-	-	-
Pace Arrow	-	-	-	-	-	-	-
Low Battery Display	-	-	-	-	-	-	-
Note				*must be used with Hub Dynamo	*must be used with Hub Dynamo *Use with ID--TX50/ SC-TX31/ SM-TX32	Use with SM-TX30	Use with SC-TX50/ SM-TX50/ SM-TX30

Cycle Computer (Head Display unit) Specifications

Series		Nexus
Model No.		SC-8S40
Wheel Size Range	24"-26"-700C	X
Front Single Gear Available		X
Current Speed		X
Clock		X
Trip Time		-
Trip Distance		X
Trip Meter Reset		X
ODO Meter		X
ODO Meter Reset		X
Maximum Speed		-
Average Speed		-
Gear Position Display		X
Gear Shifting Mode Select Switch		by SW-8S40 SW-8S40C
RD(SG) - Auto and Manual Display		X
Low Battery Display		X
Suspension Mode Select Switch		by SW-8S40
Suspension Mode Display		X
Suspension Hard and Soft Display		X
Display Panel Detachable		X
Back Light		X
Beep (on and off switch)		by SW-8S40 SW-8S40C
Note		

Cycle Computer (Harness kit) Specifications

Harness Kit Model No.	SM-SC70	SM-6502	SM-6501-A	SM-6500-RS
Compatible Head Display Unit	SC-6502	SC-6502	SC-6502/6501	SC-6502/6501
Compatible Shift Lever	ST-7801	ST-7801	ST-7703	ST-7703
	ST-7803	ST-7803	ST-7700-C	ST-7700-C
	ST-6600	ST-6600	ST-6510	ST-6510
	ST-6603	ST-6603	ST-5510	ST-5510
	ST-5600	ST-5600	ST-4400	ST-4400
	ST-R700	ST-R700	ST-3300	ST-3300
			ST-3304	ST-3304
		ST-R600	ST-R600	
		ST-R500	ST-R500	
Wireless Speed Sensor	X	-*	X	-
Connector Joint	-	-	-	-
Mode & Start/Stop switch	Right & Left	Right & Left	Right & Left	Right & Left
Hands-on-levers Control Capability	X	X	X	X
Cadence	X	X	X	X
Main Display Cadence	X	X	X	X
Gear Teeth Number (Digital)	SC-6502	SC-6502	SC-6501/6502	SC-6501/6502
Gear Indicator (Bar)	X	X	X	X
Note		*1350mm cable length for rear wheel		

Adapter Model No.		SM-C050WCA1	SM-C050WCA2
Clamp band for switch of SC-C052	Clamp band diameter	-	-
Sensor code adapter for front fork	Front fork diameter	18.0-44.0mm	-
	Number of installation cords	2	-
Sensor code adapter for brake cable	Number of installation cords	-	2

CI-Deck Specifications

Series	Tourney	Tourney	Tourney	Tourney	Tourney	Tourney	Tourney
Model No.	ID-TX50-6R	ID-TX50-7R	ID-TX50-LN	ID-TX50-L	ID-TX50-LC	SM-TX50	SM-TX30
Compatible Shift Lever	SL-RS31/41/43	SB-C055A SL-RS31/41 /41A/43	SB-C055A SL-RS31/41 /41A/43	SB-C055A SL-RS31/41 /41A/43	SL-RS31	-	-
Front	-	-	Friction	3-speed	-	-	-
Rear	6-speed SIS	7-speed SIS	-	-	-	-	-
SL Compatible RD Type	Top normal	Top normal	-	-	-	-	-
CID Cable	Stainless Steel	Stainless Steel	Stainless Steel	Stainless Steel	-	-	-
CID Cable Type	TX50	TX50	TX50	TX50	-	-	-
CID Cable Adjust	X	X	X	X	-	-	-
Optical Gear Display	Front	-	Friction	3-speed	-	-	-
	Rear	6-speed	7-speed	-	-	-	-
Stainless CID Cable	X	X	X	X	-	-	-
Clamp Band Diameter	22.2mm	-	-	-	-	-	-
	25.0mm	-	-	-	-	-	-
	22.2/25.0mm	-	-	-	-	X	X
C.I.D Upper Cover	Material	Resin	Resin	Resin	Resin	Resin	-
	Color	Silver	Silver	Silver	Silver	Silver	-
C.I.D Body	Material	Resin	Resin	Resin	Resin	Resin	-
	Color	Black	Black	Black	Black	Black	-
Clamp Band	Material	Resin	Resin	Resin	Resin	Resin	Resin
	Color	Black	Black	Black	Black	Black	-
Note	Use with SM-TX50/30,SC-TX50	Use with SM-TX50/30,SC-TX50	Use with SM-TX50/30,SC-TX50	Use with SM-TX50/30,SC-TX50	Use with SM-TX50/30,SC-TX50 No gear position & display for front single crankset bicycle.	Bracket for ID-TX50/ SC-TX31/ SM-TX32	Bracket for ID-TX50/ SC-TX30/ SC-TX31/ SM-TX31/ SM-TX32

CI-Deck Specifications

Series	Tourney	Tourney	C-Series	C-Series	C-Series	C-Series	C-Series	C-Series
Model No.	SM-TX31	SM-TX32	ID-C050-6R (L)	ID-C050-6R (R)	ID-C050-7R (L)	ID-C050-7R (R)	ID-C050-7R (BL)	ID-C050-7R (YL)
Compatible Shift Lever	-	-	SL-RS31/41/43	SL-RS31/41/43	SB-C055A SL-RS31/41 /41A/43	SB-C055A SL-RS31/41 /41A/43	SB-C055A SL-RS31/41 /41A/43	SB-C055A SL-RS31/41 /41A/43
Front	-	-	-	-	-	-	-	-
Rear	-	-	6-speed SIS	6-speed SIS	7-speed SIS	7-speed SIS	7-speed SIS	7-speed SIS
SL Compatible RD Type	-	-	Top normal /Rapid Rise	Top normal /Rapid Rise	Top normal /Rapid Rise	Top normal /Rapid Rise	Top normal /Rapid Rise	Top normal /Rapid Rise
CID Cable	-	-	Stainless Steel	Stainless Steel	Stainless Steel	Stainless Steel	Stainless Steel	Stainless Steel
CID Cable Type	-	-	C050	C050	C050	C050	C050	C050
CID Cable Adjust	-	-	X	X	X	X	X	X
Optical Gear Display	Front	-	-	-	-	-	-	-
	Rear	-	6-speed	6-speed	7-speed	7-speed	7-speed	7-speed
Stainless CID Cable	-	-	X	X	X	X	X	X
Clamp Band Diameter	22.2mm	-	-	-	-	-	-	-
	25.0mm	-	-	-	-	-	-	-
	22.2/25.0mm	-	X	X	X	X	X	X
C.I.D Upper Cover	Material	-	Resin	Resin	Resin	Resin	Resin	Resin
	Color	-	Black	Red	Black	Red	Blue	Yellow
C.I.D Body	Material	-	Resin	Resin	Resin	Resin	Resin	Resin
	Color	-	Black	Black	Black	Black	Black	Black
Clamp Band	Material	-	Resin	Resin	Resin	Resin	Resin	Resin
	Color	-	Black	Black	Black	Black	Black	Black
Note	Cowling Use with SM-TX30.	Analog compass Use with SM-TX50/30,SC-TX50						

CI-Deck Specifications

Series	C-Series	C-Series	C-Series	C-Series	C-Series	C-Series	C-Series	C-Series
Model No.	ID-C050-L (L)	ID-C050-L (R)	ID-C050-L (BL)	ID-C050-L (YL)	ID-C050-L (GS)	ID-C050-LN (L)	ID-C050-LN (R)	ID-C050-LC (L)
Compatible Shift Lever	SL-RS31/41 /41A/43 ST-EF35	SL-RS31/41 /41A/43 ST-EF35	SL-RS31/41 /41A/43 ST-EF35	SL-RS31/41 /41A/43 ST-EF35	SL-RS31/41 /41A/43 ST-EF35	SL-RS31/43	SL-RS31/43	-
Front	3-speed SIS	3-speed SIS	3-speed SIS	3-speed SIS	3-speed SIS	Friction	Friction	-
Rear	-	-	-	-	-	-	-	-
SL Compatible RD Type	-	-	-	-	-	-	-	-
CID Cable	Stainless Steel	Stainless Steel	Stainless Steel	Stainless Steel	Stainless Steel	Stainless Steel	Stainless Steel	-
CID Cable Type	C050	C050	C050	C050	C050	C050	C050	-
CID Cable Adjust	X	X	X	X	X	X	X	-
Optical Gear Display	Front	3-speed	3-speed	3-speed	3-speed	3-speed	3-speed	-
	Rear	-	-	-	-	-	-	-
Stainless CID Cable	X	X	X	X	X	X	X	-
Clamp Band Diameter	22.2mm	-	-	-	-	-	-	-
	25.0mm	-	-	-	-	-	-	-
	22.2/25.0mm	X	X	X	X	X	X	X
C.I.D Upper Cover	Material	Resin	Resin	Resin	Resin	Resin	Resin	Resin
	Color	Black	Red	Blue	Yellow	Gray	Black	Red
C.I.D Body	Material	Resin	Resin	Resin	Resin	Resin	Resin	Resin
	Color	Black	Black	Black	Black	Silver	Black	Black
Clamp Band	Material	Resin	Resin	Resin	Resin	Resin	Resin	Resin
	Color	Black	Black	Black	Black	Black	Black	Black
Note								No gear position & display for front single crankset bicycle

CI-Deck Specifications

Series		C-Series	C-Series	C-Series
Model No.		ID-C050-LC(R)	ID-C050-LC (BL)	ID-C050-LC(YL)
Compatible Shift Lever		-	-	-
Front		-	-	-
Rear		-	-	-
SL Compatible RD Type		-	-	-
CID Cable		-	-	-
CID Cable Type		-	-	-
CID Cable Adjust		-	-	-
Optical Gear Display	Front	-	-	-
	Rear	-	-	-
Stainless CID Cable		-	-	-
Clamp Band Diameter	22.2mm	-	-	-
	25.0mm	-	-	-
	22.2/25.0mm	X	X	X
C.I.D Upper Cover	Material	Resin	Resin	Resin
	Color	Red	Blue	Yellow
C.I.D Body	Material	Resin	Resin	Resin
	Color	Black	Black	Black
Clamp Band	Material	Resin	Resin	Resin
	Color	Black	Black	Black
Note		No gear position & display for front single crankset bicycle	No gear position & display for front single crankset bicycle	No gear position & display for front single crankset bicycle

Lamp-Battery case Specifications

Lamp		LP-R600	LP-NX50	LP-NX30	LP-NX21
Auto Light		-	X	X	X
Bulb Type		9.6V-5.0W Flange type(Halogen)	6V-2.4W Screw type (Xenon)	6V-2.4W Screw type (Xenon)	6V-2.4W Screw type (Xenon)
LED		Super Bright White LED	Super Bright White LED	-	-
LED as a positionning lamp		-	X (ring shape)	-	-
Electric Power Input		+ and -	+ (frame earth)	+ (frame earth)	+ (frame earth)
Electric Power Output		-	-	-	-
Lamp body	Material	Resin	Resin	Resin	Resin
	Finish	Painted	Painted	Painted	Painted
Attachment Position		Above handlebar	Front fork Light stay	Front fork Light stay	Front fork Light stay
Clamp Band Diameter		31.8/25.8/22.2mm	-	-	-
Switch	Auto	-	X	X	X
	Manual	X	-	-	-
Note		Only for Japanese market For 3.0W Dynamo	Only for Japanese market /With connection wire cable	Only for Japanese market /With connection wire cable	Only for Japanese market /With connection wire cable

Lamp-Battery case Specifications

Lamp		LP-C050	LP-C050-HSW	LP-C050-AT	LP-C050-ATJ
Auto Light		-	-	X	X
Bulb Type		6V-2.4W Screw type (Xenon) Flange type(Halogen)	6V-2.4W Screw type (Xenon) Flange type(Halogen)	6V-2.4W Screw type (Xenon)	6V-2.4W Screw type (Xenon)
LED		-	-	-	-
LED as a positioning lamp		-	-	-	-
Electric Power Input		+ and -	+ and -	+ and -	+ and -
Electric Power Output		+ and -	+ and -	-	-
Lamp body	Material	Resin	Resin	Resin	Resin
	Finish	-	-	-	-
Attachment Position		Handle bar	Handle bar	Handle bar	Front fork Light stay
Clamp Band Diameter		22.2/25.0mm	22.2/25.0mm	22.2/25.0mm	-
Switch	Auto	-	-	X	X
	Manual	X	X	-	-
Note		J-Type:Xenon Bulb (Differnet Lens) Body Switch	Switch operation is possible, holding grip	Only for Japanese market /With connection wire cable	Only for Japanese market /With connection wire cable

Lamp-Battery case Specifications

Lamp		LP-M300	LP-M300-J
Auto Light		X	X
Bulb Type		6V-2.4W Screw type (Xenon)	6V-2.4W Screw type (Xenon)
LED		Super Bright White LED	Super Bright White LED
LED as a positioning lamp		-	-
Electric Power Input		+ and -	+ and -
Electric Power Output		-	-
Lamp body	Material	Resin	Resin
	Finish	-	-
Attachment Position		Handle bar	Under front basket
Clamp Band Diameter		22.2/25.0mm	-
Switch	Auto	X	X
	Manual	-	-
Note		Only for Japanese market /With connection wire cable	Only for Japanese market /With connection wire cable

Lamp-Battery case Specifications

Battery Case	SM-C050BT
Battery Type	LR6x4

Connection Wire Cable	SM-C050DC
Terminal	+ and -
Diameter	4mm

Adapter Model No.		SM-C050WCA1	SM-C050WCA2
Conection wire cable adapter for front fork	Front fork diameter	18.0-44.0mm	-
	Number of installation cords	2	-
Conection wire cable adapter for brake cable	Number of installation cords	-	2

Hub-Dynamo Specifications

Model No.		DH-3D71	DH-S500	DH-3N71	DH-2N71	HB-NX70	IB-DR70
Type		For disc brake*	For disc brake*	Regular	Regular	For disc brake	Hub roller brake integrated type
Voltage		6V	6V	6V	6V	6V	6V
Output		3.0W	3.0W	3.0W	2.4W	3.0W	2.4W
QR type		X	X	X	X	X	-
Nut type		-	-	-	-	-	X
Over Locknut Dim.		100mm	100mm	100mm	100mm	100mm	100mm
Flange Distance		52.3	52.3	60.0	60.0	51.9	56.4
Offset		3.85	3.85	0	0	4.05	5.6
Hole Reference (PCD)		74mm	74mm	74mm	74mm	80mm	92.6mm
Axle Length		108mm	108mm	108mm	108mm	108mm	140mm
Spoke Size		#14	#14	#14	#14	#14	#14
Seal		Double Contact	Double Contact	Double Contact	Double Contact	Single Contact	Single Contact
Spoke Hole	28H	-	-	-	-	-	-
	32H	X	X	X	X	X	X
	36H	X	X	X	X	X	X
Wheel Size	26-28inch	X	X	X	X	-	X
	16-28inch	-	-	-	-	X	-
	20-24inch	-	-	-	-	-	-
	24-28inch	-	-	-	-	-	-
Roller Brake Modulator Grade	More than 26inch						
	High	-	-	-	-	-	X
	Standard	-	-	-	-	-	-
	20-24inch	-	-	-	-	-	-
Electric power output connector	frame earth type(1 terminal)	-	-	-	-	-	-
	cable earth type(2 terminal)	X	X	X	X	X	X
	For ECOVISION type(2 terminal)	-	-	-	-	-	-
Finish		Anodized	Anodized	Anodized	Anodized	Painted	Painted
Color		Anodized	Anodized	Anodized	Anodized	Anodized/Black	Silver
Cooling fin on roller brake		-	-	-	-	-	X (Big)
Note		*Lock Ring Type Rotor Mount	*Lock Ring Type Rotor Mount w/ Alfine color and logo				

Hub-Dynamo Specifications

Model No.		IB-DR-50	DH-2R30-E	DH-2R40	HB-NX60-J	HB-NX60-JC
Type		Hub roller brake integrated type	For hub roller brake	For hub roller brake	For hub roller brake	For hub roller brake
Voltage		6V	6V	6V	6V	6V
Output		2.4W	2.4W	2.4W	2.4W	2.4W
QR type		-	-	-	-	-
Nut type		X	X	X	X	X
Over Locknut Dim.		100mm	100mm	100mm	100mm	100mm
Flange Distance		56.4	54.4	53.3	53.3	53.3
Offset		5.6	2.9	2.35	2.35	2.35
Hole Reference (PCD)		92.6mm	74mm	80mm	80mm	80mm
Axle Length		140mm	140mm	140mm	155mm	155mm
Spoke Size		#14	#14	#14	#14	#14
Seal		Single Contact	Single Contact	Single Contact	Single Contact	Single Contact
Spoke Hole	28H	-	-	-	-	-
	32H	X	-	-	-	-
	36H	X	X	X	X	X
Wheel Size	26-28inch	X	X	X	X	-
	16-28inch	-	-	-	-	-
	20-24inch	-	-	-	-	X
	24-28inch	-	-	-	-	-
Roller Brake Modulator Grade	More than 26inch					
	High	X	X	X	-	-
	Standard	-	X	X	X	-
	20-24inch	-	-	-	-	X
Electric power output connector	frame earth type(1 terminal)	-	-	-	X	X
	cable earth type(2 terminal)	X	X	X	-	-
	For ECOVISION type(2 terminal)	-	-	-	-	-
Finish		Painted	Painted	Painted	Painted	Painted
Color		Silver	Silver/Black	Clear /Inter-8 Silver	Clear	Clear
Cooling fin on roller brake		X (small)	-	-	-	-
Note					JPN only	JPN only

Hub-Dynamo Specifications

Model No.		DH-3RB1	DH-3R40	DH-3R40	DH-3NB1	DH-3NA1
Type		For hub roller brake	For hub roller brake	For hub roller brake	Regular	Regular
Voltage		6V	6V	6V	6V	6V
Output		3.0W	3.0W	3.0W	3.0W	3.0W
QR type		X	X	-	X	-
Nut type		-	-	X	-	X
Over Locknut Dim.		100mm	100mm	100mm	100mm	100mm
Flange Distance		53.3	53.3	53.3	60	60.0
Offset		2.35	2.35	2.35	0	0
Hole Reference (PCD)		80mm	80mm	80mm	80mm	80mm
Axle Length		108mm	108mm	140mm	108mm	140mm
Spoke Size		#14	#14	#14	#14	#14
Seal		Single Contact	Single Contact	Single Contact	Single Contact	Single Contact
Spoke Hole	28H	-	-	-	-	-
	32H	X	-	-	X	-
	36H	X	X	X	X	X
Wheel Size	26-28inch	X	X	X	X	X
	16-28inch	-	-	-	-	-
	20-24inch	-	-	-	-	-
	24-28inch	-	-	-	-	-
Roller Brake Modulator Grade	More than 26inch					
	High	X	X	X	-	-
	Standard	-	X	X	-	-
	20-24inch	-	-	-	-	-
Electric power output connector	frame earth type(1 terminal)	-	-	-	-	-
	cable earth type(2 terminal)	-	X	X	-	-
	For ECOVISION type(2 terminal)	X	-	-	X	X
Finish		Painted	Painted	Painted	Painted	Painted
Color		Inter-8 Silver	Clear /Inter-8 Silver	Clear /Inter-8 Silver	Inter-8 Silver	Clear
Cooling fin on roller brake		-	-	-	-	-
Note		for only ECOVISION AI-8S40			for only ECOVISION AI-8S40	for only ECOVISION AI-3S30

Hub-Dynamo Specifications

Model No.		DH-3N30	DH-3N30-QR	DH-3D30-QR	DH-3D30-NT	DH-3N20	DH-2N30-E	DH-2N30-E-QR
Type		Regular	Regular	For disc brake	For disc brake	Regular	Regular	Regular
Voltage		6V	6V	6V	6V	6V	6V	6V
Output		3.0W	3.0W	3.0W	3.0W	3.0W	2.4W	2.4W
QR type		-	X	X	-	-	-	X
Nut type		X	-	-	X	X	X	-
Over Locknut Dim.		100mm	100mm	100mm	100mm	100mm	100mm	100mm
Flange Distance		60mm	60mm	51mm	51mm	60mm	60mm	60mm
Offset		0	0	4mm	4mm	0	0	0
Hole Reference (PCD)		74mm	74mm	74mm	74mm	74mm	74mm	74mm
Axle Length		140mm	140mm	108mm	140mm	140mm	140mm	140mm
Spoke Size		#14	#14	#14	#14	#14	#14	#14
Seal		Single Contact	Single Contact	Single Contact	Single Contact	Single Contact	Single Contact	Single Contact
Spoke Hole	28H	-	-	-	-	-	-	-
	32H	-	X	-	-	-	-	-
	36H	X	-	X	X	X	X	X
Wheel Size	26-28inch	-	-	-	-	-	-	-
	16-28inch	X	X	X	X	X	X	X
	20-24inch	-	-	-	-	-	-	-
	24-28inch	-	-	-	-	-	-	-
Roller Brake Modulator Grade	More than 26inch							
	High	-	-	-	-	-	-	-
	Standard	-	-	-	-	-	-	-
	20-24inch	-	-	-	-	-	-	-
Electric power output connector	frame earth type(1 terminal)	-	-	-	-	-	-	-
	cable earth type(2 terminal)	X	X	X	X	X	X	X
	For ECOVISION type(2 terminal)	-	-	-	-	-	-	-
Finish		Painted	Painted	Painted	Painted	Painted	Painted	Painted
Color		Silver/Black	Silver/Black	Clear	Clear	Silver/Black	Silver/Black	Silver/Black
Cooling fin on roller brake		-	-	-	-	-	-	-
Note								

Hub-Dynamo Specifications

Model No.		HB-NX23	HB-NX23-C	HB-C050-DR	HB-C050-DRC	HB-C050-D
Type		Regular	Regular	For hub roller brake	For hub roller brake	Regular
Voltage		6V	6V	6V	6V	6V
Output		2.4W	2.4W	2.4W	2.4W	2.4W
QR type		-	-	-	-	-
Nut type		X	X	X	X	X
Over Locknut Dim.		93mm	93mm	100mm	100mm	100mm
Flange Distance		60.0	60.0	53.3	53.3	60.0
Offset		0	0	2.35	2.35	0
Hole Reference (PCD)		80mm	80mm	80mm	80mm	80mm
Axle Length		150mm	150mm	140mm/M9	140mm/M9	140mm/M9
Spoke Size		#14	#14	#14	#14	#14
Seal		Single Contact	Single Contact	Single Contact	Single Contact	Single Contact
Spoke Hole	28H	-	X	-	-	-
	32H	-	-	-	-	-
	36H	X	-	X	X	X
Wheel Size	26-28inch	-	-	X	-	-
	16-28inch	-	-	-	-	-
	20-24inch	-	X	-	X	-
	24-28inch	X	-	-	-	X
Roller Brake Modulator Grade	More than 26inch					
	High	-	-	X	-	-
	Standard	-	-	-	-	-
	20-24inch	-	-	-	X	-
Electric power output connector	frame earth type(1 terminal)	X	X	-	-	-
	cable earth type(2 terminal)	-	-	X	X	X
	For ECOVISION type(2 terminal)	-	-	-	-	-
Finish		Painted	Painted	Painted	Painted	Painted
Color		Silver	Silver	Black	Black	Black
Cooling fin on roller brake		-	-	-	-	-
Note		JPN only	JPN only			

Capreo Specifications

RD

Model No.		RD-F700
Pulley Cage		SS/SGS
Speeds		9
Rapid-Rise Rear Derailleur		-
Total Capacity		17T
Max. Rear Sprocket		26T
Min. Rear Sprocket		9T
Riveted Adapter Available	Road type	-
	Bmx-Track type	-
Direct Attachment		X
Detachable Bracket		-
Wheel-Type Cable Guide		-
Fluoric Coated Link Bushings		2
Parallelogram Spring Adjuster		-
Sealed Bearing Guide Pulley		-
Sealed Bearing Tension Pulley		-
11T Pulley		X
Pulley Bolt Holder		-
Bracket Body	Material	Aluminum
	Finish	Painted(Silver)
Plate Body	Material	Aluminum
	Finish	Painted(Silver)
Outer Link	Material	Aluminum
	Finish	Painted(Silver)
Inner Link	Material	Steel
	Finish	Zinc Plated
Outer Plate	Material	Steel
	Finish	Painted(Silver)
Inner Plate	Material	Steel
	Finish	Zinc Plated
Removable Rubber Bumper		-
NOTE		

CS

Model No.		CS-HG70-S
Type		HG Cassette Sprocket
Combination	Speed	9
	9	26
	8	23
	7	20
	6	17
	5	15
	4	13
	3	11
	2	10
1	9	
Group		bc
Chain		Super Narrow HG for 9-speed
Spider Arm		-
Lock Ring		Steel
Steel Cog		X
Ti Cog		-
Finish		Sn-Co Plating
Note		Only for FH-F700

SL

Model No.		SL-F700(R)
Lever type		Tap-Fire
Front		-
Rear		9-speed SIS
SL cable adjust		X
Optical gear display		Above handlebar
Multi-Bearing Construction		-
SL outer casing		SP40 sealed
Stainless SL cable		X
Flight Deck w/ Gear Sensor Compatible (Option)		-
W/ CI-DECK		-
SL Bracket	Material	Aluminum
	Finish	Painted
SL Compatible RD Type		-
Note		

BL

Model No.		BL-F700
Brake type		V-brake
Lever size		2 finger
Brake cable type		T-type
Power adjuster		-
Servo-Wave Action		-
Reach adjust		X
Cable adjust		X
Brake lever	Material	Aluminum
	Finish	Barrel
Brake bracket	Material	Aluminum
	Finish	Painted
Note		

BR

Model No.		BR-F700
Brake type		V-brake
Link Wire		-
Reinforced Link		-
Parallel link		-
Power Modulator		X (Option)
Linear Spring		X
Threaded BR Shoe Post		X
Brake shoe type	Standard	R55C for F700
	Optional choice	-
		-
Arch size		-
Fixing bolt length		16/25mm
Sleeve & Bushing type		X
Lead Pipe Angle		45/90/135
Canti lever /V-arm /Caliper	Material	Aluminum
	Finish	Painted
Cartridge Shoe Holder		X
Note		

Capreo Specifications

FC

Model No.		FC-F700
Rear Speeds		9
Chaining Combination		45T
Group		-
Spider or Gear Arm		5-arm
PCD (mm)		130mm
Crank Arm Length	160mm	-
	165mm	X
	167.5mm	-
	170mm	X
	172.5mm	-
175mm	-	
Chain		Super narrow HG for 9-speed
Bottom Bracket		BB-UN40(-K) / UN26(-K)
Axle Length	Chain Line 46	MM110
	Chain Line 48.5	LL113
	Chain Line 50	YL117
	Chain Line 52.5+t	117.5
Fixing Nut Available		-
Optional Chain Guard		Standard/Silver
Hollowtech Crank Arm		-
Splined Crank (OCTALINK)		-
One-key Release		-
Chain Case Compatible Crank Arm		-
Crank Arm	Material	Aluminum
	Finish	Painted(Silver)
Spider Arm		-
Spider Arm Cover		-
Outer Ring	Material	Aluminum
	Finish	Anodized
Middle Ring		-
Inner Ring		-
Note		

HB

Model No.		HB-F700
Spoke Holes	24H	X
	28H	-
	32H	X
	36H	X
	40/48H	-
Hole PCD (mm)		38
O.L.D. (mm)		100
Flange Distance		71.6
Axle	QR	X
	QR Skewer Length	133mm
	Axle Length	108mm (M9)
	Material	Steel
	Nut	-
Axle Length		-
Seal		X
Stainless Steel Ball Bearings		-
Strong Axle		-
Hub Shell	Material	Aluminum
	Finish	Anodized
CBN (Cubic Boron Nitride)	Cone Races	-
	Cup Races	-
Quick Release Lever	Material	Aluminum
	Finish	Anodized
Radial Lacing		X
Note		

FH

Model No.		FH-F700
Spoke Holes	24H	X
	28H	-
	32H	X
	36H	X
	40/48H	-
Hole PCD (mm)		45
Speeds		9
Freehub Body	11T compatible	9T
	Roller Clutch	-
Material		Steel
O.L.D. (mm)	130	-
	135	X
	Others	-
Flange Distance		60.3
Dish		8.3
Axle	QR	X
	QR Skewer Length	168mm
	Length	146mm (M10)
	Nut	-
	Length	-
Material		Steel
Seal	Hub	X
	Freewheel	-
Hub Shell	Material	Aluminum
	Finish	Anodized
Quick Release Lever	Material	Aluminum
	Finish	Anodized
CBN (Cubic Boron Nitride)	Cone Races	-
	Cup Races	-
Stainless Steel Ball Bearings		-
Thread for Drum Brake (BC1.37X24)		-
Note		Only for CS-HG70-S Only for 16-20inch

Alfine Specifications

SG

Model No.		SG-S500
Speeds		8
Silent Clutch		X
Gear Change Support Mechanism		X
Shifting Power Modulator		X
Driving Efficiency		HIGH
Brake		BR-S500
		Shimano Center Lock type
Over Locknut Dim. /OLD (mm)		135
Axle Length (mm)		185
Gear Ratio	Total	307%
	1	0.527
	2	0.644
	3	0.748
	4	0.851
	5	1
	6	1.223
	7	1.419
	8	1.615
Hub Shell Material		Aluminum
Finish		Anodized
Weight		1590g
Spoke Hole		36/32H
Spoke Size		#14
Flange Distance (mm)		57.3
Spoke Hole PCD (mm)		92.6
Flange Diameter (mm)		104.3
Flange Width (mm)		3.2
Sprocket Teeth		18T,20T(CS-S500), 21T,22T,23T(SM-GEAR) for tensioner use 16T,18T,19T,20T,21T,22T, 23T (for w/o tensioner use)
Sprocket Thickness (mm)		2mm (CS-S500) 2.3mm (SM-GEAR)
Chain Size		Super Narrow HG for 9-speed for CS-500 use HG for SM-GEAR
Recommended Chain		CN-HG53 / HG
Chain Line (mm)		42
Dishing Distance (mm)		3.1
Shifting Lever/Al		SL-S500(ST,SL,SB-8S20)
Cassette Joint / Motor Unit		CJ-8S20/CJ-8S40
Note		

CT

Model No.		CT-S500
Speeds		Single
Compatible CS		CS-S500
Max Front Difference		12T
Max.Rear Sprocket		20T(CS-S500) 23T(SM-GEAR)
Min.Rear Sprocket		18T(CS-S500) 16T (SM-GEAR)
Dropout		Vertical drop end type
Direct Attachment		-
Structure		Double pulley
Material		Aluminum
Finish		Painted
Note		

BL

Model No.		BL-S500
Brake Type		Hydraulic Disc-brake
Recommended Brake Caliper		BR-S500
Oil		Mineral
Master Cylinder		X
Finger		4 finger
Brake Lever	Material	Aluminum
	Finish	Anodized
Brake Bracket	Material	Aluminum
	Finish	Painted
Brake Hose		SM-BH59
Note		

CS

Model No.		CS-S500
Chain drop protection		X
Gear Teeth		18T,20T
Chain		Super Narrow HG for 9s
Assembling way with SG		same as Inter-8
Finish		Ni-plated
Note		

BR

Model No.		BR-S500
Brake Type		Disc-brake
Recommended Brake Lever		BL-S500
Recommended Brake Rotor		SM-RT62,63
Hydraulic or Mechanical		Hydraulic
Oil		Mineral
Mount Type		International standard Post-type
Piston	Opposed 4-piston	-
	Opposed 2-piston	X
	Different Piston Size	-
Caliper	1-piston	-
	Material	Aluminum
PAD	Finish	Painted
	Standard	M07S
	Option	-
Hose		SM-BH59
Note		

SL

Model No.		SL-S500
Lever type		Rapidfire plus
Front		-
Rear		8 speed(Inter-8 pitch)
SL cable adjust		X
Optical gear display		Above handlebar
Multi-Bearing Construction		-
SL Outer Casing		SP41 sealed
Stainless SL Cable		X
Flight Deck w/ Gear Sensor Compatible(Optional)		-
W/ CI-DECK		-
SL Bracket	Material	Aluminum
	Finish	Painted
SL Compatible SG Type		SG-S500,INTER-8
Note		

Alfine Specifications

FC

Model No.		FC-S500			
Chain Ring Teeth		45T		39T	
Chain Line		42.7mm			
Chain Type		Super Narrow HG for 9-speed for CS-S500 use			
		HG (for SM-GEAR use)			
Crank Length		170mm			
Bottom Bracket	Axle	Aluminum			
	Adaptor	Aluminum			
Chain Ring	Material	Aluminum			
	Finish	Anodized			
Crank Arm	Material	Aluminum			
	Finish	Anodized			
Chain guard type		Double	Single	Double	Single
Note					

ARCHIVE

Nexus Di2 (Cyber Nexus) Specifications

AI

Series	Nexus
Model No.	AI-8S40
Capacitor for Better Shifting, Suspension & Lighting	X
Automatic Light Sensor	X
Shifting Timing Adjuster SW	X
Position to be fixed	Below down tube, near BB part
Way of Fixing	M5 screw x 2
Speed Signal Input	DH-3NB1-QR DH-3RB1-QR
Power Supply	DH-3NB1-QR DH-3RB1-QR
Production Factory	

MU

Series	Nexus
Model No.	MU-8S40
Type	Same type of AUTO-D with Inter-4
Compatible Hub Gear	SG-8R45/8C45
Production Factory	

DH	<u>DH-3RB1/3NB1</u> <Refer to Page159>
EW	<u>EW-AA/AB/AC/DD</u> <Refer to Page86>
FS	<u>FS-C810/C812</u> <Refer to Page83>
SC	<u>SC-8S40</u> <Refer to Page147>
SG	<u>SG-8R45/8C45</u> <Refer to Page167>
SW	<u>SW-8S40</u> <Refer to Page85>

Inter-8 Specifications

Function Name		Inter-8							
Model No.	SG-8R20	SG-8R25	SG-8R20-VS	SG-8R25-VS	SG-8C20	SG-8R45	SG-8R45-VS	SG-8C45	
Speeds	8				8	8		8	
Silent Clutch	X				X	X		X	
Gear Change Support Mechanism	X				X	X		X	
Shifting Power Modulator	X				X	X		X	
Driving Efficiency	Standard	HIGH	Standard	HIGH	Standard	HIGH		HIGH	
w/ Left hand dust cap	- (HRB)	- (HRB)	X	X	-	- (HRB)	X	-	
Brake	Inter-M		V-Brake		Coaster	Inter-M		Coaster	
	BR-IM41/50/53/70/73-R					BR-IM41/50/53/70/73-R			V-Brake
Over Locknut Dim. /OLD (mm)	132				132.3	132.9		133.2	
Axle Length (mm)	184				184	184.9		184.9	
Gear Ratio	Total	307%				307%	307%		307%
	1	0.527				0.527	0.527		0.527
	2	0.644				0.644	0.644		0.644
	3	0.748				0.748	0.748		0.748
	4	0.851				0.851	0.851		0.851
	5	1				1	1		1
	6	1.223				1.223	1.223		1.223
	7	1.419				1.419	1.419		1.419
	8	1.615				1.615	1.615		1.615
Hub Shell Material	Aluminum				Aluminum	Aluminum		Aluminum	
Finish	Painted				Painted	Painted		Painted	
Weight	1750g	1550g	1750g	1550g	1990g	1550g		1950g	
Spoke Hole	36H				36H	36H		36H	
Spoke Size	#13 / #14				#13 / #14	#13 / #14		#13 / #14	
Flange Distance (mm)	58.3				58.3	58.3		58.3	
Spoke Hole PCD (mm)	92.6				92.6	92.6		92.6	
Flange Diameter (mm)	105.2				105.2	105.2		105.2	
Flange Width (mm)	3.2				3.2	3.2		3.2	
Sprocket Teeth	16T,18T,19T,20T,21T,22T,23T				16T,18T,19T,20T,21T,22T,23T	16T,18T,19T,20T,21T,22T,23T		16T,18T,19T,20T,21T,22T,23T	
Sprocket Thickness (mm)	2.3				2.3	2.3		2.3	
Chain Size	1/2"x1/8" or 1/2"x3/32"				1/2"x1/8" or 1/2"x3/32"	1/2"x1/8" or 1/2"x3/32"		1/2"x1/8" or 1/2"x3/32"	
Shimano Recommended Chain	CN-NX10(1/2"x1/8")				CN-NX10(1/2"x1/8")	CN-NX10(1/2"x1/8")		CN-NX10(1/2"x1/8")	
Chain Line (mm) 16-23T	42.7/47.7				42.85/47.85	42.25		42.4	
Dishing Distance (mm)	2.7				2.55	3.15		3	
Shifting Lever/Al	SB-8S20/ST-8S20/SL-8S20				SB-8S20/ST-8S20/SL-8S20	AI-8S40		AI-8S40	
Cassette Joint / Motor Unit	CJ-8S20/CJ-8S40				CJ-8S20/CJ-8S40	MU-8S40		MU-8S40	
Note	* CN spec:1/2"x3/32" is not available from shimano. In case of tensioner use, we recommend 1/2"x3/32" to prevent noise problem					* CN spec:1/2"x3/32" is not available from shimano. In case of tensioner use, we recommend 1/2"x3/32" to prevent noise problem			

Inter-7 Specifications

Function Name		Inter-7		
Model No.		SG-7R46		SG-7C18
Speeds		7		
Silent Clutch		-		
Gear Change Support Mechanism		-		
Shifting Power Modulator		X		
Brake		Inter-M		Coaster
		BR-IM41/50/53/70/73-R		
Over Locknut Dim. / OLD (mm)		130	130	127
Axle Length (mm)		182	201	175.5
Gear Ratio	Total	244%		
	1	0.632		
	2	0.741		
	3	0.843		
	4	0.989		
	5	1.145		
	6	1.335		
	7	1.545		
Hub Shell Material		Aluminum		Steel
Corrosion Resistant Finish		X	X	X
Weight		1465g		1860g
Spoke Hole		36H		
Spoke Size		#13 / #14		
Flange Distance (mm)		54.6		56.2
Spoke Hole PCD (mm)		87		83.5
Flange Diameter (mm)		99.6		92.5
Flange Width (mm)		3.2		2.7
Sprocket Teeth		16T, 17T, 18T, 19T, 20T, 21T, 22T, 23T		
Sprocket Thickness (mm)		2.3		
Chain Size		1/2"x1/8" or 1/2"x3/32"		
Recommended Chain		CN-NX10(1/2"x1/8")		
Chain Line(mm)	16T	45.3		46.5
	18-23T	40.3 / 45.3		41.5 / 46.5
Dishing Distance (mm)		3.85		4.6
Shifting Lever		SB-7S45, SL-7S20, ST-7S20		
Cassette Joint		CJ-NX10 / CJ-NX40		
Note		* CN spec:1/2"x3/32" is not available from shimano. In case of tensioner use, we recommend 1/2"x3/32" to prevent noise problem		

Inter-3 Specifications

Function Name		Inter-3			
Model No.		SG-3R40		SG-3C41	
Speeds		3			
Silent Clutch		-			
Gear Change Support Mechanism		X			
Shifting Power Modulator		X			
Super Light Shifting		X			
Brake		Inter-M		Coaster	
		BR-IM41-R/ BR-IM31-R			
Over Locknut Dim. / OLD (mm)		120.4/120.4	126.8	120/120	127.4
Axle Length (mm)		170.3/189.4	176.8	168/178	175
Gear Ratio	Total	186%			
	1	0.733			
	2	1.000			
	3	1.360			
	4	-			
	5	-			
	6	-			
	7	-			
Hub Shell Material		Steel			
Corrosion Resistant Finish		X			
Weight		885g		1120g	
Spoke Hole		36H / 28H			
Spoke Size		#13 / #14			
Flange Dist. (mm)		53	53	57.5	57.5
Spoke Hole P.C.D (mm)		74	74	59	59
Flange Diameter (mm)		84	84	67.5	67.5
Flange width (mm)		2.3			
Sprocket Teeth		15T, 16T, 18T, 19T, 20T, 21T, 22T, 23T			
Sprocket Thickness (mm)		2.3			
Chain Size		1/2"x1/8" or 1/2"x3/32"			
Recommended Chain		CN-NX10(1/2"x1/8")			
Chain Line(mm)	15T	42.2	40.5	43.7	42.2
	16T	-/44.7	-/43	-/46.2	-/44.7
	18-23T	39.7/44.7	38/43	41.2/46.2	39.7/44.7
Dishing Distance (mm)		0.8	2.5	1.2	2.7
Shifting Lever		SB-3S30, SB-3S30J, SL-3S35, SL-3S95			
Cassette Joint		BELL CRANK 3 / BELL CRANK 4			
Note					

AI Specifications

Function Name	AUTO-D	
Model No.	AI-3S30	AI-8S40
Speeds	3	8
Information Display	-	SC-8S40
Display Type	-	LCD
Automatic Shifting	X	X
Number of Automatic mode	8	3(L/D/Ds) x 8
Auto Light Function	X	X
Beep Sound	X	X
Power Supply	DH-3NA1 (from hub dynamo)	DH-3NB1/ DH-3RB1
Speed Signal Input	DH-3NA1 (from hub dynamo)	DH-3NB1/ DH-3RB1
Main Unit Position	On the Chaincase	Below down tube by using 2 pcs of M5 screw
SG	SG-3R40/45/55 SG-3C41	SG-8R45 SG-8C45
Note		

SB/SL/ST Specifications

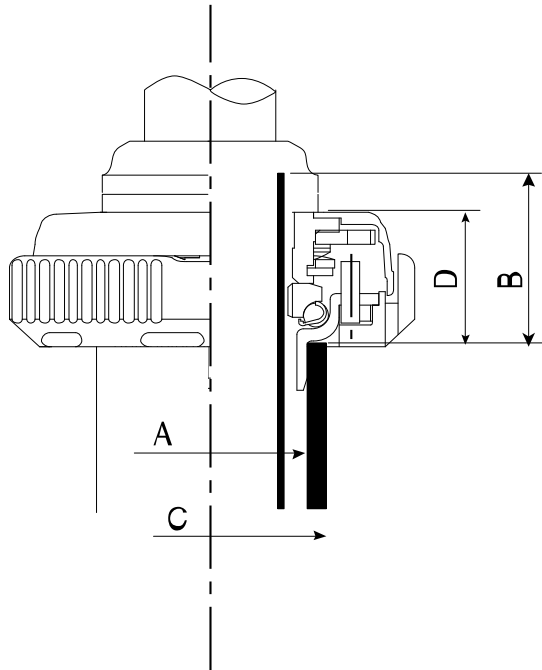
Function Name	Inter-S								
	SB-8S20	SL-8S20	ST-8S20	SB-7S45	SL-7S20	SL-7S10	ST-7S20	SB-3S30	SL-3S35
Speeds	8	8	8	7	7	7	7	3	3
Shifter Type	Revo	Revo	Tap fire	Revo	Revo	Revo	Rapidfire	Revo	Revo
Optical Gear Display	Dial	Dial	Meter	Dial	Window	Dial	Dial	Dial	Dial
Max Number of Shift	7	7	1	6	6	6	1	2	2
Brake Lever Integrated	X	-	X	X	-	-	-	X	-
Brake Lever Size	4 Finger	-	3 Finger	3 Finger	-	-	-	3 Finger	-
Left Hand Brake Lever	BL-IM60	-	BL-IM65	BL-IM45	-	-	-	BL-IM32	-
Clamping Diameter	22.2mm	22.2mm	22.2mm	22.2mm	22.2mm	22.2mm	22.2mm	22.2mm	22.2mm
Inner Cable Material	Stainless Steel	Stainless Steel	Stainless Steel	Stainless Steel	Stainless Steel	Stainless Steel	Stainless Steel	Stainless Steel	Stainless Steel
SL Outer Cable Cap	Sealed	Sealed	Sealed	Sealed	Sealed	Sealed	Sealed	Sealed	Sealed
Note									

Front Chainwheel Specifications

Function Name		Inter-C
Model No.		FC-NX60
Chain Ring Teeth		33T 38T
Chain Line		44+t mm
Chain Type		1/2"X3/8" or 1/2"X3/32"
Crank Length		170mm
BB	With Chaincase Stay	BB-TS30/50-K YL117
	Without Chaincase Stay	
Chain Ring	Material	Steel
	Finish	Black
Cover Ring Diameter		95mm
Crank Arm	Material	Alumium
	Finish	Painted
Chain guard type		-
Note		

ARCHIVE

Others. Specifications



Function Name	Nexus Headset
Model No.	HP-NX10
A	$\phi 29.85 - 30.0\text{mm}$ or $\phi 30.01 - 30.2\text{mm}$
B	30.5 - 31.5mm
Front Fork Stem Thread Size	BC 1" X 24 T.P.I
C	$\phi 38\text{mm}$ (Max.)
D	21.7mm
Head Tube Material	Steel

Function Name	Nexus Chain
Model No.	CN-NX10
Size	1/2x3/8"
Function	Anti corrosion